

# Bathurst Race 1 Distance 1730m

Wednesday, 15 January 2025




Gross Time: 2:03.30 MileRate: 1:54.70 LeadTime: 8.00s First Qtr: 28.00s Second Qtr: 30.70s Third Qtr: 27.90s Fourth Qtr: 28.70s

DATA TABLE: 800 / 400 Posi's are position from leader and (how wide the horse was at that position)

No	Horse	Plc	Mar	800 Posi	400 Posi	Time	3rd Qtr	4th Qt
1	STUDLEIGH MELISE	1	0.0m	0.0m (0)	0.0m (0)	2:03.30	27.90s	28.70s
9	PRINCE OF PEACE	2	1.2m	4.2m (0)	5.0m (0)	2:03.39	27.96s	28.43s
8	CAMANCHI WARRIOR	3	3.8m	13.4m (0)	16.0m (0)	2:03.59	28.10s	27.83s
5	BOHEMIAN BRAWLER	4	6.0m	8.4m (0)	10.6m (0)	2:03.75	28.06s	28.37s
6	TAMANISHA TERROR	5	9.5m	19.6m (1)	18.4m (3)	2:04.02	27.82s	28.06s
4	BETTER SHUSH	6	9.6m	15.6m (1)	13.6m (3)	2:04.02	27.76s	28.41s
2	SABELLA SHANNON	7	13.0m	6.8m (1)	11.6m (1)	2:04.28	28.24s	28.80s
7	IM DESIRABLE	8	13.7m	24.2m (1)	23.0m (2)	2:04.33	27.82s	28.04s
3	ALWAYSBMINNIE	9	17.9m	2.6m (1)	7.6m (1)	2:04.65	28.24s	29.43s
10	KARINYA GILL	10	18.4m	11.2m (1)	10.4m (2)	2:04.69	27.84s	29.27s

## Finish Position and metres gained

First Arrow shows distance gain/loss from 2nd Qtr to 3rd Qtr, Second Arrow shows distance gain/loss from 3rd Qtr to Finish  
Blue arrow indicates best gain in these quarters.



# Bathurst Race 2 Distance 1730m

Wednesday, 15 January 2025



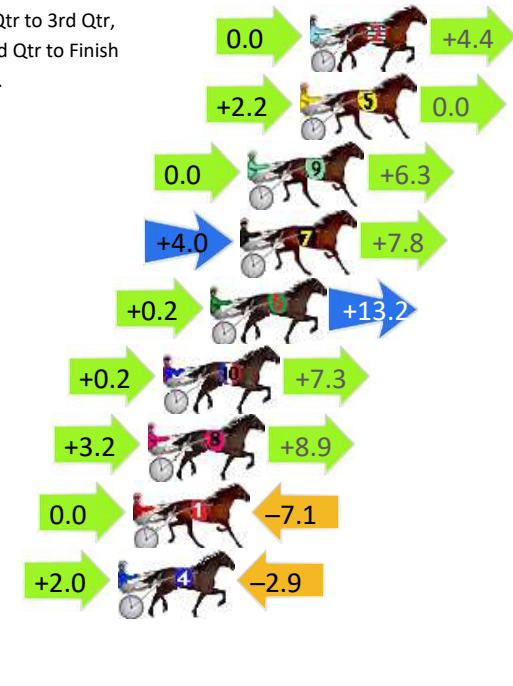
Gross Time: 2:05.90 MileRate: 1:57.10 LeadTime: 8.10s First Qtr: 29.30s Second Qtr: 31.00s Third Qtr: 28.70s Fourth Qtr: 28.80s

DATA TABLE: 800 / 400 Posi's are position from leader and (how wide the horse was at that position)

No	Horse	Plc	Mar	800 Posi	400 Posi	Time	3rd Qtr	4th Qt
2	ALLEGRETTO	1	0.0m	4.4m (0)	4.4m (0)	2:05.90	28.70s	28.48s
5	WEAREALLALONE	2	0.4m	2.6m (1)	0.4m (1)	2:05.93	28.54s	28.80s
9	HALL CASH	3	2.5m	8.8m (0)	8.8m (0)	2:06.09	28.70s	28.35s
7	ROAD TO RECOVERY	4	2.8m	14.6m (1)	10.6m (2)	2:06.11	28.42s	28.24s
6	EN PARIANT SUR	5	4.0m	17.4m (0)	17.2m (0)	2:06.20	28.69s	27.85s
10	WARRADERRY	6	5.9m	13.4m (0)	13.2m (0)	2:06.35	28.69s	28.28s
8	MAGIC MATTEO	7	6.5m	18.6m (1)	15.4m (2)	2:06.39	28.47s	28.16s
1	A DUSTY DANCE	8	7.1m	0.0m (0)	0.0m (0)	2:06.44	28.70s	29.31s
4	UNCLE CRAIGO	9	7.7m	6.8m (1)	4.8m (1)	2:06.48	28.56s	29.01s
3	GET UP BETTY	10	37.8m	10.6m (1)	9.0m (1)	2:08.76	28.58s	30.86s

## Finish Position and metres gained

First Arrow shows distance gain/loss from 2nd Qtr to 3rd Qtr, Second Arrow shows distance gain/loss from 3rd Qtr to Finish  
Blue arrow indicates best gain in these quarters.



# Bathurst Race 3 Distance 1730m

Wednesday, 15 January 2025


Gross Time: 2:05.00 MileRate: 1:56.30 LeadTime: 8.70s First Qtr: 28.10s Second Qtr: 28.10s Third Qtr: 29.20s Fourth Qtr: 30.90s

DATA TABLE: 800 / 400 Posi's are position from leader and (how wide the horse was at that position)

No	Horse	Plc	Mar	800 Posi	400 Posi	Time	3rd Qtr	4th Qt
6	FOUR STAR LINCOLN	1	0.0m	7.0m (1)	4.4m (1)	2:05.00	29.02s	30.56s
4	TINNY MAHONEY	2	0.1m	16.6m (0)	12.6m (0)	2:05.01	28.93s	29.94s
7	BORROWED TIME	3	1.6m	2.6m (1)	0.0m (1)	2:05.13	29.00s	31.02s
1	HALL MOST AN ANGEL	4	9.3m	5.6m (0)	4.4m (0)	2:05.75	29.10s	31.28s
9	EXCESS VITALITY	5	10.8m	5.0m (2)	5.0m (2)	2:05.87	29.19s	31.35s
3	LEXYS ON SONG	6	11.2m	12.8m (1)	9.0m (1)	2:05.91	28.91s	31.07s
5	CRYSTAL BLING	7	15.9m	12.2m (0)	8.4m (0)	2:06.29	28.90s	31.48s
2	TAKE OUT	8	25.3m	0.0m (0)	0.4m (0)	2:07.04	29.18s	32.81s
10	UNCLE TONY	9	39.5m	17.0m (1)	11.6m (2)	2:08.19	28.74s	33.04s
8	LUCKY PUNT	10	45.4m	30.0m (0)	35.0m (0)	2:08.67	29.55s	31.70s

## Finish Position and metres gained

First Arrow shows distance gain/loss from 2nd Qtr to 3rd Qtr, Second Arrow shows distance gain/loss from 3rd Qtr to Finish  
Blue arrow indicates best gain in these quarters.



800

Visual positions in race at 2nd Quarter



400

Visual positions in race at 3rd Quarter



# Bathurst Race 4 Distance 1730m

Wednesday, 15 January 2025


Gross Time: 2:05.40 MileRate: 1:56.70 LeadTime: 8.10s First Qtr: 28.50s Second Qtr: 29.80s Third Qtr: 29.20s Fourth Qtr: 29.80s

DATA TABLE: 800 / 400 Posi's are position from leader and (how wide the horse was at that position)

No	Horse	Plc	Mar	800 Posi	400 Posi	Time	3rd Qtr	4th Qt
9	PLEASE DONT ASK	1	0.0m	8.2m (0)	8.2m (0)	2:05.40	29.21s	29.19s
6	A LIL BIT OF LOVE	2	5.7m	2.8m (1)	0.8m (1)	2:05.85	29.05s	30.16s
5	COUNT MONTECARLO	3	6.6m	13.0m (0)	12.6m (0)	2:05.92	29.18s	29.36s
1	ZEN MASTER	4	6.9m	4.0m (0)	4.0m (0)	2:05.94	29.20s	30.01s
7	SPECIAL SPIN	5	8.6m	21.2m (1)	26.0m (0)	2:06.07	29.56s	28.51s
10	ZACHARY SHANNON	6	9.5m	12.2m (1)	9.8m (1)	2:06.14	29.02s	29.78s
3	ALWAYS ADORNED	7	10.4m	7.8m (1)	5.4m (1)	2:06.21	29.02s	30.17s
8	ALTA DOWNS	8	12.9m	17.6m (0)	15.2m (1)	2:06.41	29.03s	29.63s
2	XCITE ME	9	15.0m	0.0m (0)	0.0m (0)	2:06.57	29.19s	30.91s
4	BARRY LIMBO	10	16.4m	16.4m (1)	12.2m (2)	2:06.68	28.89s	30.11s

## Finish Position and metres gained

First Arrow shows distance gain/loss from 2nd Qtr to 3rd Qtr, Second Arrow shows distance gain/loss from 3rd Qtr to Finish  
Blue arrow indicates best gain in these quarters.



800

Visual positions in race at 2nd Quarter



400

Visual positions in race at 3rd Quarter



# Bathurst Race 5 Distance 1730m

Wednesday, 15 January 2025


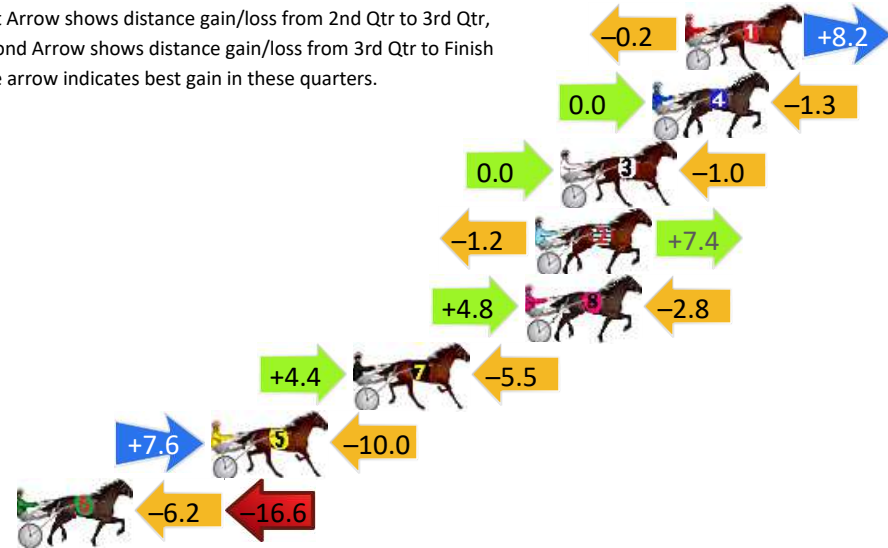
Gross Time: 2:04.10 MileRate: 1:55.40 LeadTime: 8.00s First Qtr: 28.60s Second Qtr: 30.30s Third Qtr: 28.80s Fourth Qtr: 28.40s

DATA TABLE: 800 / 400 Posi's are position from leader and (how wide the horse was at that position)

No	Horse	Plc	Mar	800 Posi	400 Posi	Time	3rd Qtr	4th Qt
1	REBOUNDER	1	0.0m	8.0m (0)	8.2m (0)	2:04.10	28.81s	27.82s
4	WORKS FOR ME	2	1.3m	0.0m (0)	0.0m (0)	2:04.20	28.80s	28.49s
3	CHISELED	3	5.0m	4.0m (0)	4.0m (0)	2:04.47	28.80s	28.47s
2	MISTERFOURTHOUS AND	4	6.0m	12.2m (0)	13.4m (0)	2:04.55	28.88s	27.88s
8	BLACK ONYX	5	6.4m	8.4m (1)	3.6m (1)	2:04.58	28.46s	28.60s
7	DRIVE TO THE BEACH	6	13.3m	12.2m (1)	7.8m (2)	2:05.09	28.49s	28.79s
5	MYRA DAWN	7	19.0m	16.6m (0)	9.0m (3)	2:05.52	28.26s	29.11s
6	THREE RIVERS	8	26.8m	4.0m (1)	10.2m (1)	2:06.10	29.25s	29.57s

## Finish Position and metres gained

First Arrow shows distance gain/loss from 2nd Qtr to 3rd Qtr, Second Arrow shows distance gain/loss from 3rd Qtr to Finish Blue arrow indicates best gain in these quarters.



# Bathurst Race 6 Distance 1730m

Wednesday, 15 January 2025



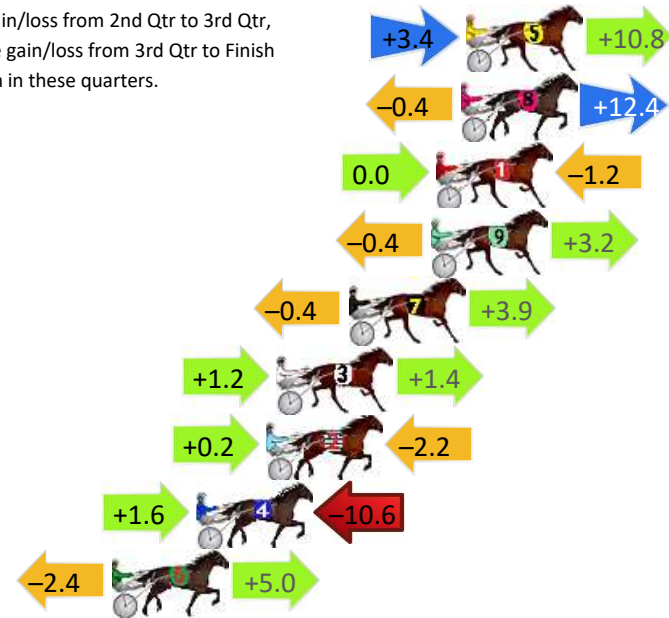
Gross Time: 2:06.80 MileRate: 1:58.00 LeadTime: 8.10s First Qtr: 28.50s Second Qtr: 31.50s Third Qtr: 29.00s Fourth Qtr: 29.70s

DATA TABLE: 800 / 400 Posi's are position from leader and (how wide the horse was at that position)

No	Horse	Plc	Mar	800 Posi	400 Posi	Time	3rd Qtr	4th Qt
5	SCARLET BLING	1	0.0m	14.2m (1)	10.8m (1)	2:06.80	28.76s	28.90s
8	THE DANCER	2	0.2m	12.2m (0)	12.6m (0)	2:06.82	29.04s	28.78s
1	DEEBO	3	1.2m	0.0m (0)	0.0m (0)	2:06.89	29.00s	29.79s
9	TEARIN UP THE SAND	4	1.4m	4.2m (0)	4.6m (0)	2:06.91	29.03s	29.46s
7	SKYE MARY MAC	5	4.7m	8.2m (0)	8.6m (0)	2:07.17	29.03s	29.41s
3	MILLIONDOLLAR KISS	6	7.6m	10.2m (1)	9.0m (2)	2:07.39	28.91s	29.60s
2	WATTOSBLAZEOFGLORY	7	8.0m	6.0m (1)	5.8m (1)	2:07.42	28.98s	29.86s
4	BETTING STAR	8	10.8m	1.8m (1)	0.2m (1)	2:07.64	28.87s	30.48s
6	SPORTY MICKILLA	9	14.2m	16.8m (0)	19.2m (0)	2:07.91	29.18s	29.33s

## Finish Position and metres gained

First Arrow shows distance gain/loss from 2nd Qtr to 3rd Qtr, Second Arrow shows distance gain/loss from 3rd Qtr to Finish. Blue arrow indicates best gain in these quarters.



# Bathurst Race 7 Distance 1730m

Wednesday, 15 January 2025

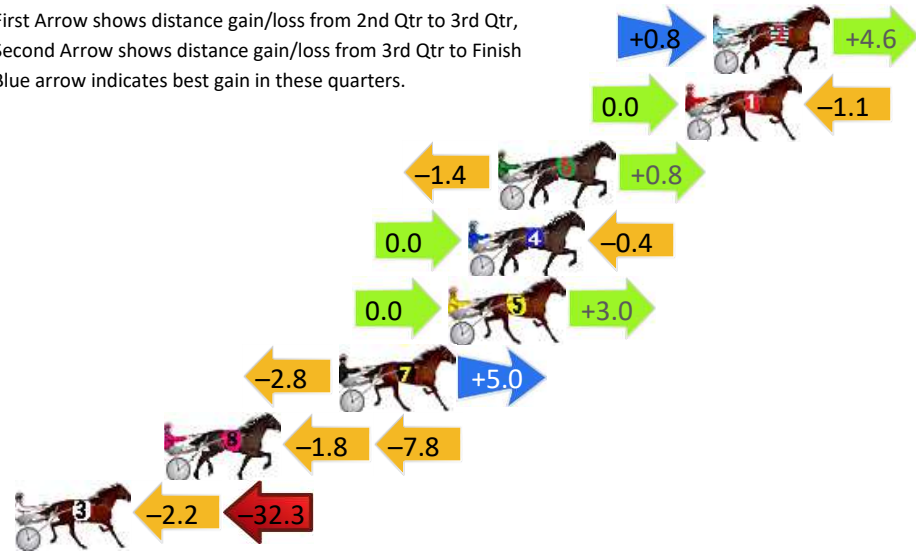
Gross Time: 2:06.40 MileRate: 1:57.50 LeadTime: 8.00s First Qtr: 30.30s Second Qtr: 31.60s Third Qtr: 27.70s Fourth Qtr: 28.80s

DATA TABLE: 800 / 400 Posi's are position from leader and (how wide the horse was at that position)

No	Horse	Plc	Mar	800 Posi	400 Posi	Time	3rd Qtr	4th Qt
2	FIFTY THREE STARS	1	0.0m	5.4m (0)	4.6m (0)	2:06.40	27.65s	28.47s
1	MAMMALS HEART	2	1.1m	0.0m (0)	0.0m (0)	2:06.48	27.70s	28.88s
6	BELLAGANOOSH	3	8.6m	8.0m (1)	9.4m (1)	2:07.05	27.80s	28.74s
4	RUSTY DANCER	4	9.8m	9.4m (0)	9.4m (0)	2:07.14	27.70s	28.83s
5	WINDY HILL WHISKEY	5	10.6m	13.6m (0)	13.6m (0)	2:07.20	27.70s	28.59s
7	LAYLA SHANNON	6	15.0m	17.2m (1)	20.0m (1)	2:07.53	27.90s	28.44s
8	VALENTINI	7	22.0m	12.4m (1)	14.2m (1)	2:08.06	27.82s	29.36s
3	SMOOTH EURO	8	37.7m	3.2m (1)	5.4m (1)	2:09.25	27.81s	31.11s

## Finish Position and metres gained

First Arrow shows distance gain/loss from 2nd Qtr to 3rd Qtr, Second Arrow shows distance gain/loss from 3rd Qtr to Finish  
Blue arrow indicates best gain in these quarters.



8  
0  
0

Visual positions in race at 2nd Quarter



4  
0  
0

Visual positions in race at 3rd Quarter



# Bathurst Race 8 Distance 2260m

Wednesday, 15 January 2025

Gross Time: 2:52.70 MileRate: 2:03.00 LeadTime: 48.40s First Qtr: 31.10s Second Qtr: 31.40s Third Qtr: 30.30s Fourth Qtr: 31.50s

DATA TABLE: 800 / 400 Posi's are position from leader and (how wide the horse was at that position)

No	Horse	Plc	Mar	800 Posi	400 Posi	Time	3rd Qtr	4th Qt
6	PRINCESS YARIYAH	1	0.0m	4.2m (0)	4.0m (0)	2:52.70	30.29s	31.19s
1	THEYCALLMEBRUCE	2	1.6m	0.0m (0)	0.0m (0)	2:52.83	30.30s	31.63s
4	WARRAWEE JACK	3	3.0m	8.8m (0)	6.6m (2)	2:52.95	30.14s	31.22s
3	ONEOFMANY	4	4.1m	16.6m (1)	16.0m (2)	2:53.04	30.27s	30.57s
2	AURORA JENNY	5	4.4m	13.0m (0)	10.6m (0)	2:53.06	30.12s	31.01s
7	CALM FRANCO	6	5.2m	1.8m (1)	2.8m (1)	2:53.13	30.37s	31.69s
5	BEAUTIFULLY PUT	7	7.9m	12.0m (1)	10.6m (3)	2:53.35	30.20s	31.29s
8	HESKOALATEE	8	123.8m	6.8m (1)	14.8m (1)	3:02.89	30.75s	40.04s

## Finish Position and metres gained

First Arrow shows distance gain/loss from 2nd Qtr to 3rd Qtr, Second Arrow shows distance gain/loss from 3rd Qtr to Finish  
Blue arrow indicates best gain in these quarters.

