

# Newcastle Race 1 Distance 2030m

Thursday, 16 January 2025

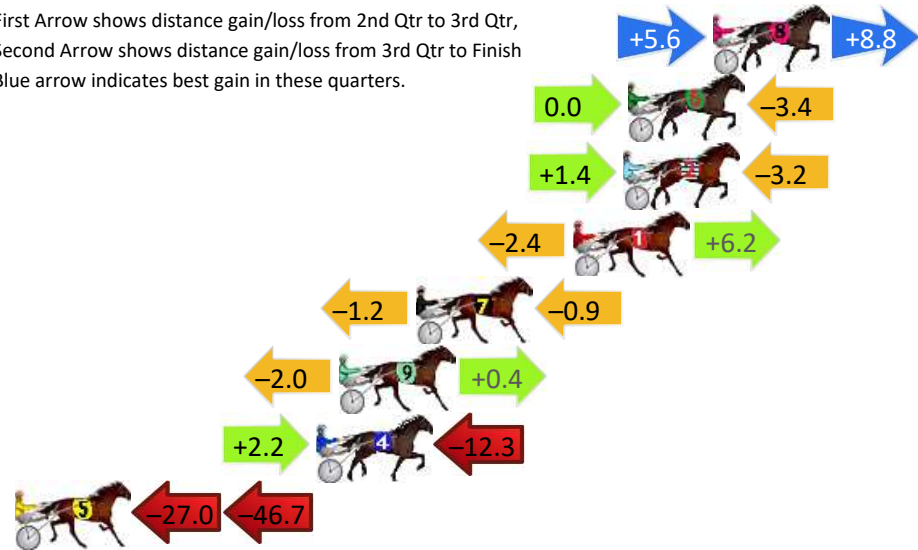
Gross Time: 2:35.90 MileRate: 2:03.60 LeadTime: 31.40s First Qtr: 31.50s Second Qtr: 31.20s Third Qtr: 29.20s Fourth Qtr: 32.60s

DATA TABLE: 800 / 400 Posi's are position from leader and (how wide the horse was at that position)

NoHorse	Plc	Mar	800 Posi	400 Posi	Time	3rd Qtr	4th Qt
8 LUCKY RICTOR	1	0.0m	14.4m (1)	8.8m (2)	2:35.90	28.81s	31.89s
6 SPICYSHANNON	2	3.4m	0.0m (0)	0.0m (0)	2:36.19	29.19s	32.88s
2 MISS ADONIS	3	3.6m	1.8m (1)	0.4m (1)	2:36.21	29.08s	32.86s
1 MAKE MINE IDEAL	4	5.6m	9.4m (0)	11.8m (0)	2:36.38	29.41s	32.10s
7 OUR LUCILLE	5	11.9m	9.8m (1)	11.0m (1)	2:36.91	29.29s	32.67s
9 RAINBOW REASON	6	15.0m	13.4m (0)	15.4m (1)	2:37.18	29.36s	32.57s
4 SHALAMAR MISS	7	15.9m	5.8m (1)	3.6m (2)	2:37.25	28.98s	33.60s
5 THE WAY SHE IS	8	91.7m	18.0m (0)	45.0m (0)	2:43.70	31.08s	36.38s

## Finish Position and metres gained

First Arrow shows distance gain/loss from 2nd Qtr to 3rd Qtr, Second Arrow shows distance gain/loss from 3rd Qtr to Finish  
Blue arrow indicates best gain in these quarters.



8  
0  
0

Visual positions in race at 2nd Quarter



4  
0  
0

Visual positions in race at 3rd Quarter



# Newcastle Race 2 Distance 1609m

Thursday, 16 January 2025


Gross Time: 1:59.70 MileRate: 1:59.70 LeadTime: 0.00s First Qtr: 28.10s Second Qtr: 30.60s Third Qtr: 29.80s Fourth Qtr: 31.20s

DATA TABLE: 800 / 400 Posi's are position from leader and (how wide the horse was at that position)

No	Horse	Plc	Mar	800 Posi	400 Posi	Time	3rd Qtr	4th Qt
2	PENURIOUS	1	0.0m	4.0m (0)	3.6m (1)	1:59.70	29.78s	30.92s
7	ROCKNROLL CLARRY	2	2.2m	14.8m (1)	15.6m (2)	1:59.88	29.88s	30.16s
3	JOHNNY DEE	3	3.5m	0.0m (0)	0.0m (0)	1:59.99	29.79s	31.47s
10	ROCK DE ARK	4	6.4m	8.8m (0)	7.2m (0)	2:00.22	29.68s	31.14s
4	ILLUSTRATION	5	18.4m	13.4m (0)	11.6m (0)	2:01.20	29.65s	31.73s
6	SUMMER ROCKSTAR	6	19.0m	10.8m (1)	11.0m (2)	2:01.25	29.80s	31.82s
5	MYSTICAL SUNSHINE	7	32.8m	19.2m (0)	16.0m (0)	2:02.38	29.53s	32.50s
9	IM A LIBERTY GIRL	8	36.7m	6.8m (1)	5.0m (2)	2:02.69	29.61s	33.66s
1	HY FILANTE	9	87.9m	2.6m (1)	12.4m (1)	2:06.87	30.41s	37.06s

## Finish Position and metres gained

First Arrow shows distance gain/loss from 2nd Qtr to 3rd Qtr, Second Arrow shows distance gain/loss from 3rd Qtr to Finish Blue arrow indicates best gain in these quarters.



800

Visual positions in race at 2nd Quarter



400

Visual positions in race at 3rd Quarter



# Newcastle Race 3 Distance 1609m

Thursday, 16 January 2025

Gross Time: 1:59.50 MileRate: 1:59.50 LeadTime: 0.00s First Qtr: 28.30s Second Qtr: 31.50s Third Qtr: 28.80s Fourth Qtr: 30.90s

DATA TABLE: 800 / 400 Posi's are position from leader and (how wide the horse was at that position)

No	Horse	Plc	Mar	800 Posi	400 Posi	Time	3rd Qtr	4th Qt
8	JEFFCOATE	1	0.0m	18.0m (1)	16.0m (2)	1:59.50	28.69s	29.67s
2	AKUMA	2	4.8m	0.0m (0)	0.0m (0)	1:59.89	28.79s	31.27s
10	EIFFEL FROM HEAVEN	3	5.0m	9.6m (1)	7.6m (1)	1:59.90	28.66s	30.70s
9	GLENFRANKIE	4	11.9m	4.6m (0)	6.2m (0)	2:00.46	28.90s	31.34s
6	IRE OF THE DRAGON	5	13.4m	19.6m (0)	19.2m (1)	2:00.58	28.79s	30.45s
5	SYLVIA KAY	6	18.2m	5.0m (1)	3.4m (1)	2:00.97	28.64s	32.04s
4	FLEUR BELLA	7	20.0m	9.0m (0)	10.4m (0)	2:01.12	28.88s	31.64s
7	ROBYN TAYLOR	8	23.3m	14.0m (1)	11.8m (1)	2:01.38	28.61s	31.78s
3	HASLER	9	23.6m	13.2m (0)	15.2m (0)	2:01.41	28.93s	31.55s

## Finish Position and metres gained

First Arrow shows distance gain/loss from 2nd Qtr to 3rd Qtr, Second Arrow shows distance gain/loss from 3rd Qtr to Finish  
Blue arrow indicates best gain in these quarters.



800

Visual positions in race at 2nd Quarter



400

Visual positions in race at 3rd Quarter



# Newcastle Race 4 Distance 1609m

Thursday, 16 January 2025

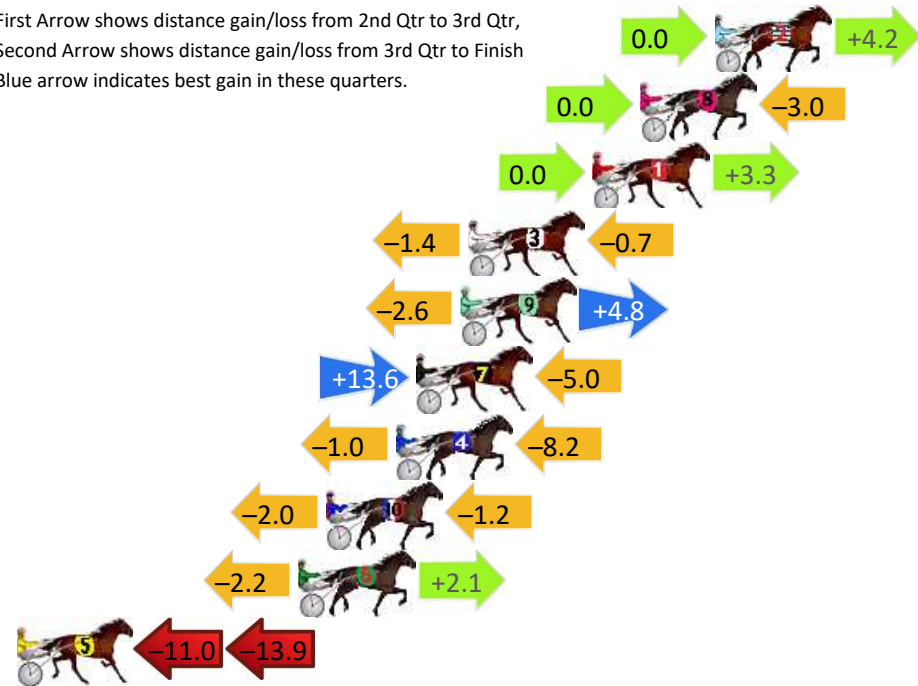
Gross Time: 2:00.50 MileRate: 2:00.50 LeadTime: 0.00s First Qtr: 29.00s Second Qtr: 31.90s Third Qtr: 29.00s Fourth Qtr: 30.60s

DATA TABLE: 800 / 400 Posi's are position from leader and (how wide the horse was at that position)

No	Horse	Plc	Mar	800 Posi	400 Posi	Time	3rd Qtr	4th Qt
2	GROSESTAR	1	0.0m	4.2m (0)	4.2m (0)	2:00.50	29.01s	30.28s
8	BREXITT	2	3.0m	0.0m (0)	0.0m (0)	2:00.74	28.99s	30.83s
1	JACKS UP	3	4.9m	8.2m (0)	8.2m (0)	2:00.89	29.01s	30.35s
3	BE GOOD BENNY	4	9.9m	7.8m (1)	9.2m (1)	2:01.29	29.10s	30.65s
9	UNCLE GREGORY	5	10.2m	12.4m (0)	15.0m (0)	2:01.32	29.20s	30.23s
7	BOOKER BAY	6	12.0m	20.6m (1)	7.0m (2)	2:01.46	27.98s	30.98s
4	ROCKNROLL TONY	7	12.8m	3.6m (1)	4.6m (1)	2:01.52	29.06s	31.22s
10	SLINGSHOT	8	15.6m	12.4m (1)	14.4m (1)	2:01.75	29.15s	30.69s
6	WALLAROY BOY	9	16.7m	16.6m (1)	18.8m (1)	2:01.84	29.17s	30.44s
5	GLITTER STRIP	10	49.9m	25.0m (1)	36.0m (0)	2:04.50	29.79s	31.66s


## Finish Position and metres gained

First Arrow shows distance gain/loss from 2nd Qtr to 3rd Qtr, Second Arrow shows distance gain/loss from 3rd Qtr to Finish  
Blue arrow indicates best gain in these quarters.



8  
0  
0

Visual positions in race at 2nd Quarter



4  
0  
0

Visual positions in race at 3rd Quarter



# Newcastle Race 5 Distance 1609m

Thursday, 16 January 2025

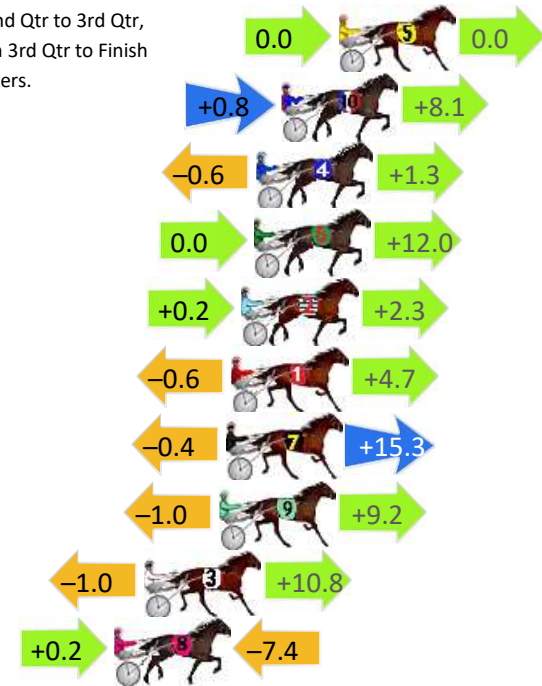
Gross Time: 2:00.70 MileRate: 2:00.70 LeadTime: 0.00s First Qtr: 28.30s Second Qtr: 32.40s Third Qtr: 29.50s Fourth Qtr: 30.50s

DATA TABLE: 800 / 400 Posi's are position from leader and (how wide the horse was at that position)

No	Horse	Plc	Mar	800 Posi	400 Posi	Time	3rd Qtr	4th Qt
5	MISTER CHEESE	1	0.0m	0.0m (0)	0.0m (0)	2:00.70	29.50s	30.50s
10	LONGWINDINGROAD	2	2.3m	11.2m (1)	10.4m (1)	2:00.88	29.45s	29.89s
4	POPSTAROMAR	3	3.3m	4.0m (0)	4.6m (0)	2:00.96	29.55s	30.40s
6	STICK MAN	4	3.4m	15.4m (1)	15.4m (1)	2:00.97	29.51s	29.59s
2	BEERSINMYPOCKET	5	3.9m	6.4m (1)	6.2m (1)	2:01.01	29.49s	30.33s
1	WHISKEY GIRL	6	4.3m	8.4m (0)	9.0m (0)	2:01.04	29.55s	30.14s
7	ROSE NOIRE	7	4.5m	19.4m (1)	19.8m (1)	2:01.06	29.55s	29.34s
9	IDEAL MONDO	8	4.8m	13.0m (0)	14.0m (0)	2:01.08	29.59s	29.80s
3	WARRAWEE FLYER	9	7.8m	17.6m (0)	18.6m (0)	2:01.32	29.59s	29.68s
8	LOUIGI	10	9.0m	1.8m (1)	1.6m (1)	2:01.42	29.48s	31.06s

## Finish Position and metres gained

First Arrow shows distance gain/loss from 2nd Qtr to 3rd Qtr, Second Arrow shows distance gain/loss from 3rd Qtr to Finish  
Blue arrow indicates best gain in these quarters.



800

Visual positions in race at 2nd Quarter



400

Visual positions in race at 3rd Quarter



# Newcastle Race 6 Distance 2030m

Thursday, 16 January 2025

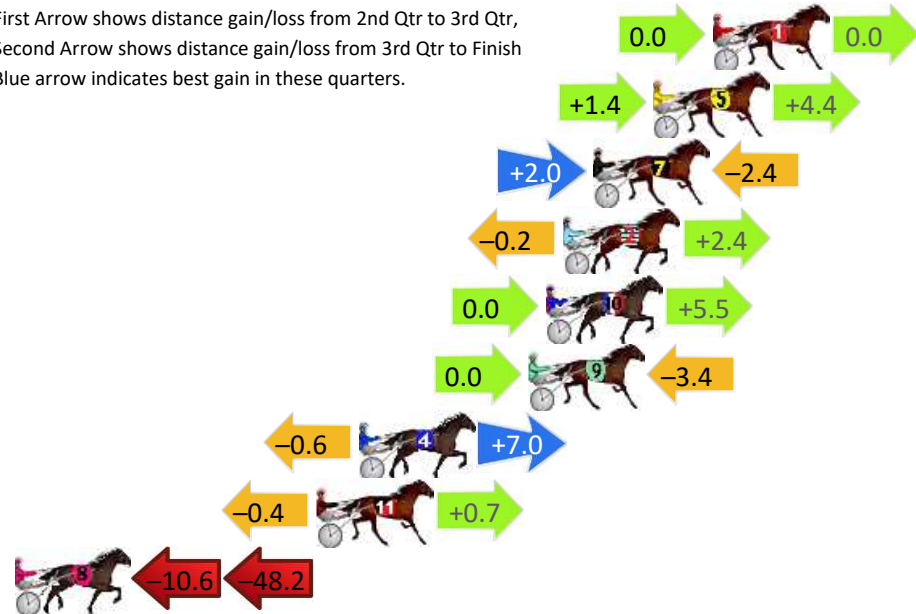
Gross Time: 2:39.80 MileRate: 2:06.70 LeadTime: 33.80s First Qtr: 32.70s Second Qtr: 33.50s Third Qtr: 30.60s Fourth Qtr: 29.20s

DATA TABLE: 800 / 400 Posi's are position from leader and (how wide the horse was at that position)

NoHorse	Plc	Mar	800 Posi	400 Posi	Time	3rd Qtr	4th Qt
1 JOHNSON STEP	1	0.0m	0.0m (0)	0.0m (0)	2:39.80	30.60s	29.20s
5 KISSMELVIS	2	2.4m	8.2m (1)	6.8m (1)	2:39.98	30.49s	28.88s
7 SPUNKYS GOTSECRETS	3	4.8m	4.4m (1)	2.4m (1)	2:40.17	30.46s	29.37s
2 NEVER KNOW BLAZE	4	6.0m	8.2m (0)	8.4m (0)	2:40.26	30.61s	29.03s
10 CONOR MCGREGOR	5	6.7m	12.2m (1)	12.2m (1)	2:40.31	30.59s	28.80s
9 LUCKY BEACH BOY	6	7.4m	4.0m (0)	4.0m (0)	2:40.37	30.61s	29.45s
4 KARAOKE KING	7	14.2m	20.6m (1)	21.2m (1)	2:40.89	30.63s	28.69s
11 DE LA RENTA	8	15.9m	16.2m (1)	16.6m (1)	2:41.02	30.63s	29.15s
8 BEANCOUNTER	9	71.6m	12.8m (0)	23.4m (0)	2:45.28	31.47s	32.70s

## Finish Position and metres gained

First Arrow shows distance gain/loss from 2nd Qtr to 3rd Qtr, Second Arrow shows distance gain/loss from 3rd Qtr to Finish  
Blue arrow indicates best gain in these quarters.



800

Visual positions in race at 2nd Quarter



400

Visual positions in race at 3rd Quarter



# Newcastle Race 7 Distance 2030m

Thursday, 16 January 2025


Gross Time: 2:36.60 MileRate: 2:04.20 LeadTime: 32.30s First Qtr: 30.40s Second Qtr: 31.90s Third Qtr: 29.80s Fourth Qtr: 32.20s

DATA TABLE: 800 / 400 Posi's are position from leader and (how wide the horse was at that position)

No	Horse	Plc	Mar	800 Posi	400 Posi	Time	3rd Qtr	4th Qt
7	SWEETLY SPOKEN	1	0.0m	18.8m (0)	18.6m (3)	2:36.60	29.84s	30.71s
4	APPLIED	2	1.4m	21.8m (1)	8.6m (2)	2:36.72	28.80s	31.62s
8	STEALTH BOMBA	3	7.3m	3.4m (1)	1.8m (1)	2:37.21	29.66s	32.64s
2	BETTOR CHEER	4	8.3m	13.0m (1)	9.8m (1)	2:37.30	29.56s	32.08s
11	SILVER LADY	5	13.0m	14.4m (0)	20.4m (0)	2:37.69	30.28s	31.61s
10	NIFTY STUDLEIGH	6	25.4m	10.0m (0)	17.4m (1)	2:38.73	30.35s	32.84s
6	CHEDDAR VALLEY	7	27.0m	8.8m (1)	9.8m (0)	2:38.87	29.83s	33.58s
5	MAGIC SHOOS	8	31.7m	0.0m (0)	0.0m (0)	2:39.26	29.71s	34.74s
3	HIDDEN DELIGHT	9	55.7m	17.0m (1)	19.6m (2)	2:41.28	29.89s	35.09s
1	IGNITE THE FIRE	10	88.5m	5.6m (0)	14.4m (0)	2:44.04	30.26s	38.13s

## Finish Position and metres gained

First Arrow shows distance gain/loss from 2nd Qtr to 3rd Qtr, Second Arrow shows distance gain/loss from 3rd Qtr to Finish Blue arrow indicates best gain in these quarters.



800

Visual positions in race at 2nd Quarter



400

Visual positions in race at 3rd Quarter



# Newcastle Race 8 Distance 1609m

Thursday, 16 January 2025

Gross Time: 2:00.40 MileRate: 2:00.40 LeadTime: 0.00s First Qtr: 28.30s Second Qtr: 32.60s Third Qtr: 28.70s Fourth Qtr: 30.80s

DATA TABLE: 800 / 400 Posi's are position from leader and (how wide the horse was at that position)

No	Horse	Plc	Mar	800 Posi	400 Posi	Time	3rd Qtr	4th Qt
6	QUADDIE VC	1	0.0m	0.0m (0)	0.0m (0)	2:00.40	28.70s	30.80s
3	BETTERTHANFEDERER	2	2.6m	6.8m (1)	8.8m (1)	2:00.61	28.86s	30.33s
10	LACEYS LAD	3	9.1m	11.0m (1)	14.2m (1)	2:01.13	28.95s	30.41s
2	ABDICATE	4	9.4m	4.4m (0)	4.4m (0)	2:01.16	28.69s	31.18s
9	ROCKTAGONAL	5	11.0m	12.8m (0)	16.2m (0)	2:01.29	28.97s	30.40s
7	OUR IDEAL DREAM	6	12.6m	19.4m (1)	21.0m (2)	2:01.42	28.84s	30.16s
1	KILLARA SHOGUN	7	14.2m	8.6m (0)	10.0m (0)	2:01.54	28.79s	31.12s
5	FIRST STRING	8	16.9m	15.2m (1)	18.6m (1)	2:01.76	28.96s	30.67s
4	MCCRIKEY	9	21.6m	2.4m (1)	3.4m (1)	2:02.14	28.73s	32.19s
8	NEVER KNOW CHARLIE	10	22.5m	17.0m (0)	21.2m (0)	2:02.21	29.01s	30.90s


## Finish Position and metres gained

First Arrow shows distance gain/loss from 2nd Qtr to 3rd Qtr, Second Arrow shows distance gain/loss from 3rd Qtr to Finish  
Blue arrow indicates best gain in these quarters.



800

Visual positions in race at 2nd Quarter



400

Visual positions in race at 3rd Quarter

