

Penrith Race 1 Distance 1720m

Thursday, 16 January 2025

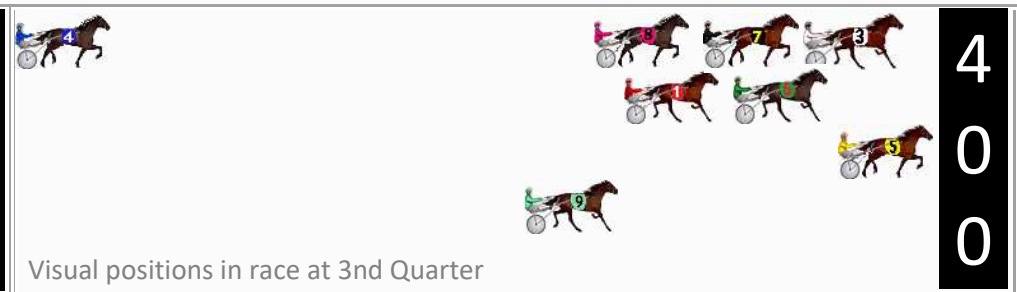

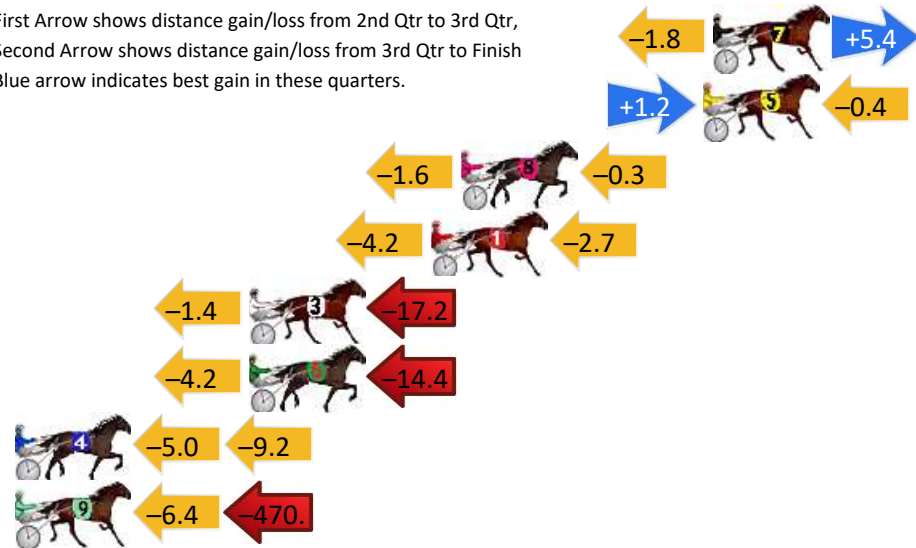
Gross Time: 2:06.00 MileRate: 1:57.90 LeadTime: 7.30s First Qtr: 28.40s Second Qtr: 30.50s Third Qtr: 29.10s Fourth Qtr: 30.70s

DATA TABLE: 800 / 400 Posi's are position from leader and (how wide the horse was at that position)

NoHorse	Plc	Mar	800 Posi	400 Posi	Time	3rd Qtr	4th Qt
7 MERRYWOOD TONY	1	0.0m	3.6m (0)	5.4m (0)	2:06.00	29.24s	30.29s
5 OKAY GRINGO	2	0.4m	1.2m (2)	0.0m (2)	2:06.03	29.01s	30.73s
8 HOT CRUISE CONTROL	3	10.1m	8.2m (0)	9.8m (0)	2:06.81	29.22s	30.72s
1 SMIRKS LIKA BOSS	4	11.3m	4.4m (1)	8.6m (1)	2:06.91	29.41s	30.91s
3 SKY CITY	5	18.6m	0.0m (0)	1.4m (0)	2:07.49	29.17s	32.01s
6 CHOOCHOO TRAIN	5	18.6m	0.0m (1)	4.2m (1)	2:07.49	29.38s	31.80s
4 ZEUSS	7	46.2m	32.0m (0)	37.0m (0)	2:09.71	29.45s	31.40s
9 AGIFTFROMTHEANGELS	8	483.0m	6.2m (2)	12.6m (3)	2:44.79	28.64s	66.60s

Finish Position and metres gained

First Arrow shows distance gain/loss from 2nd Qtr to 3rd Qtr, Second Arrow shows distance gain/loss from 3rd Qtr to Finish
Blue arrow indicates best gain in these quarters.



Penrith Race 2 Distance 2125m




Thursday, 16 January 2025

Gross Time: 2:35.10 MileRate: 1:57.40 LeadTime: 36.60s First Qtr: 29.90s Second Qtr: 29.70s Third Qtr: 29.00s Fourth Qtr: 29.90s

DATA TABLE: 800 / 400 Posi's are position from leader and (how wide the horse was at that position)

No	Horse	Plc	Mar	800 Posi	400 Posi	Time	3rd Qtr	4th Qt
4	GOODTIME BRAVO	1	0.0m	6.6m (1)	4.2m (0)	2:35.10	28.83s	29.59s
6	ALWAYSBMYPONY	2	12.9m	9.8m (0)	10.6m (0)	2:36.11	29.06s	30.07s
9	RADIANT AMBER	3	18.5m	14.0m (0)	17.0m (1)	2:36.55	29.22s	30.01s
3	SHARPER MEMORY	4	18.8m	8.0m (2)	2.6m (2)	2:36.57	28.59s	31.10s
8	MIZZZ ADELE	5	20.0m	12.6m (2)	9.0m (2)	2:36.67	28.72s	30.72s
5	ED MENDES	6	20.7m	2.2m (1)	3.8m (1)	2:36.72	29.10s	31.16s
2	FRANCO TYSON	7	22.4m	0.0m (0)	0.0m (0)	2:36.85	28.97s	31.57s
7	FIRE AND SWORD	8	85.0m	5.6m (0)	20.0m (0)	2:41.76	29.98s	34.73s

Finish Position and metres gained



Penrith Race 3 Distance 2125m

Thursday, 16 January 2025


Gross Time: 2:38.10 MileRate: 1:59.70 LeadTime: 38.50s First Qtr: 31.40s Second Qtr: 30.40s Third Qtr: 29.00s Fourth Qtr: 28.80s

DATA TABLE: 800 / 400 Posi's are position from leader and (how wide the horse was at that position)

No	Horse	Plc	Mar	800 Posi	400 Posi	Time	3rd Qtr	4th Qt
2	MADAZALWAYS	1	0.0m	0.0m (0)	0.0m (0)	2:38.10	29.00s	28.80s
4	TIMELY SOVEREIGN	2	0.5m	4.6m (1)	3.6m (2)	2:38.14	28.93s	28.58s
3	LOYOLA GOLF	3	4.7m	8.8m (1)	7.6m (2)	2:38.46	28.91s	28.59s
7	CLEMENTSORRELL	4	10.1m	7.8m (0)	9.8m (0)	2:38.86	29.14s	28.82s
8	REIGN MAKER	5	13.5m	13.0m (1)	13.6m (1)	2:39.12	29.04s	28.79s
1	FIFTYSHADES CRESCO	6	13.6m	4.0m (0)	5.4m (0)	2:39.13	29.10s	29.39s
10	PRINCE POTTER	7	15.6m	11.6m (0)	14.0m (0)	2:39.28	29.17s	28.91s
9	GENTLE GIANT	8	26.7m	17.4m (1)	18.0m (1)	2:40.12	29.05s	29.42s
5	BETTOR BE LUCKY	9	27.5m	0.4m (1)	6.2m (1)	2:40.18	29.42s	30.33s
6	TEAM OF STARZZZ	10	36.9m	15.8m (0)	20.4m (0)	2:40.89	29.33s	29.98s

Finish Position and metres gained

First Arrow shows distance gain/loss from 2nd Qtr to 3rd Qtr, Second Arrow shows distance gain/loss from 3rd Qtr to Finish
Blue arrow indicates best gain in these quarters.



800

Visual positions in race at 2nd Quarter



400

Visual positions in race at 3rd Quarter



Penrith Race 4 Distance 1720m

Thursday, 16 January 2025

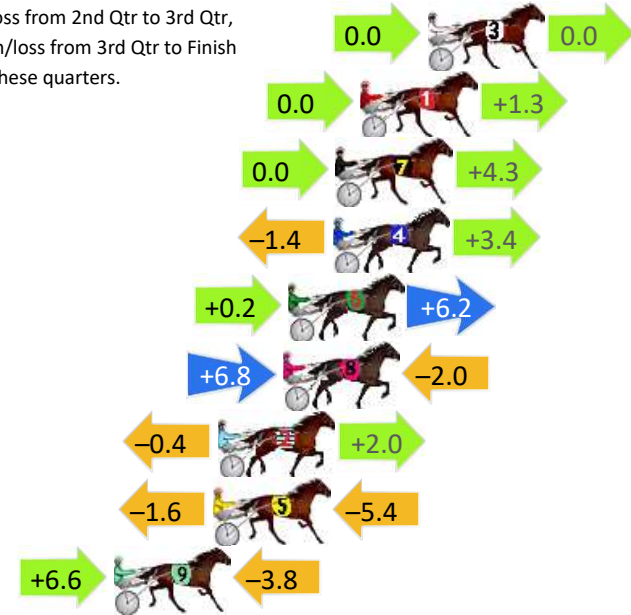
Gross Time: 2:05.30 MileRate: 1:57.20 LeadTime: 7.40s First Qtr: 28.20s Second Qtr: 30.80s Third Qtr: 28.80s Fourth Qtr: 30.10s

DATA TABLE: 800 / 400 Posi's are position from leader and (how wide the horse was at that position)

No	Horse	Plc	Mar	800 Posi	400 Posi	Time	3rd Qtr	4th Qt
3	SWEDISH MEATBALLS	1	0.0m	0.0m (0)	0.0m (0)	2:05.30	28.80s	30.10s
1	WILD CARD	2	2.7m	4.0m (0)	4.0m (0)	2:05.51	28.80s	30.00s
7	TURBO TOMMY	3	3.7m	8.0m (0)	8.0m (0)	2:05.59	28.81s	29.78s
4	OURTREACHEROUS REIGN	4	3.8m	5.8m (1)	7.2m (1)	2:05.60	28.91s	29.85s
6	ADMIRABLE	5	5.6m	12.0m (0)	11.8m (0)	2:05.74	28.80s	29.64s
8	SHADES OF HEAVEN	6	5.8m	10.6m (2)	3.8m (2)	2:05.76	28.30s	30.25s
2	POLKA DELIGHT	7	8.4m	10.0m (1)	10.4m (2)	2:05.96	28.83s	29.95s
5	SUNDAY MORNINGS	8	8.6m	1.6m (1)	3.2m (1)	2:05.98	28.91s	30.50s
9	DARK TERROR	9	12.6m	15.4m (1)	8.8m (3)	2:06.29	28.31s	30.38s

Finish Position and metres gained

First Arrow shows distance gain/loss from 2nd Qtr to 3rd Qtr, Second Arrow shows distance gain/loss from 3rd Qtr to Finish Blue arrow indicates best gain in these quarters.



800

Visual positions in race at 2nd Quarter



400

Visual positions in race at 3rd Quarter



Sectional Analysis Software
Not just form | Free Trial



RISE Digital, Harness Racing Australia nor the provider accepts any responsibility for the completeness or accuracy of any of the information contained herein, and makes no representations about its suitability for any particular purpose. Users should make their own judgements about those matters and/or seek independent advice. You assume all risks associated with use of data provided on this page

www.facebook.com/PJHarnessRacing

Penrith Race 5 Distance 2125m

Thursday, 16 January 2025


Gross Time: 2:36.00 MileRate: 1:58.20 LeadTime: 36.80s First Qtr: 30.00s Second Qtr: 29.30s Third Qtr: 29.60s Fourth Qtr: 30.30s

DATA TABLE: 800 / 400 Posi's are position from leader and (how wide the horse was at that position)

No	Horse	Plc	Mar	800 Posi	400 Posi	Time	3rd Qtr	4th Qt
2	WOODLEA BEAVER	1	0.0m	6.8m (1)	0.0m (1)	2:36.00	29.09s	30.30s
7	WHEREISHE	2	8.0m	9.6m (0)	3.8m (2)	2:36.63	29.16s	30.62s
10	FOLLOW THE ECLIPSE	3	18.5m	16.8m (1)	16.2m (3)	2:37.47	29.55s	30.47s
6	ENABLE ME	4	19.7m	0.0m (0)	1.6m (0)	2:37.56	29.70s	31.66s
4	GIRLS VIEW	5	33.8m	22.4m (1)	18.8m (1)	2:38.68	29.32s	31.43s
5	PARADIGM	6	38.2m	2.8m (1)	4.2m (1)	2:39.03	29.67s	32.86s
3	TELL ME THIS	7	40.6m	18.6m (0)	16.8m (0)	2:39.22	29.45s	32.09s
1	HOLZHAUER	8	43.4m	5.6m (0)	11.0m (0)	2:39.44	29.97s	32.74s
8	JUST ROCKNROLL	9	46.5m	13.6m (0)	13.6m (1)	2:39.69	29.57s	32.78s
9	CARIBBEAN RUNA	10	56.7m	12.2m (1)	13.2m (2)	2:40.50	29.64s	33.58s

Finish Position and metres gained

First Arrow shows distance gain/loss from 2nd Qtr to 3rd Qtr, Second Arrow shows distance gain/loss from 3rd Qtr to Finish
Blue arrow indicates best gain in these quarters.



8
0
0

Visual positions in race at 2nd Quarter



4
0
0

Visual positions in race at 3rd Quarter



Penrith Race 6 Distance 1720m




Thursday, 16 January 2025

Gross Time: 2:04.60 MileRate: 1:56.60 LeadTime: 7.40s First Qtr: 28.60s Second Qtr: 29.70s Third Qtr: 29.50s Fourth Qtr: 29.40s

DATA TABLE: 800 / 400 Posi's are position from leader and (how wide the horse was at that position)

No	Horse	Plc	Mar	800 Posi	400 Posi	Time	3rd Qtr	4th Qt
3	STELLINA	1	0.0m	4.0m (0)	0.0m (1)	2:04.60	29.21s	29.40s
7	PLAYFUL MISS	2	11.8m	15.2m (1)	4.4m (1)	2:05.51	28.71s	29.94s
8	SALERO	3	20.1m	11.0m (1)	3.8m (2)	2:06.15	28.97s	30.59s
4	TIGER TOMMY	4	28.4m	6.8m (1)	8.6m (1)	2:06.79	29.63s	30.85s
6	CHARLIES ACE	5	29.8m	1.6m (1)	0.6m (0)	2:06.90	29.43s	31.53s
2	ROCKING LOU	6	57.1m	0.0m (0)	10.0m (0)	2:09.00	30.24s	32.84s
5	IM NO GIFT	7	60.0m	16.0m (0)	21.0m (0)	2:09.23	29.87s	32.25s
1	MY FRIEND MOLLY	8	70.8m	11.6m (0)	26.6m (0)	2:10.06	30.60s	32.63s

Finish Position and metres gained



Penrith Race 7 Distance 2125m

Thursday, 16 January 2025


Gross Time: 2:39.20 MileRate: 2:00.60 LeadTime: 38.30s First Qtr: 31.90s Second Qtr: 31.20s Third Qtr: 29.00s Fourth Qtr: 28.80s

DATA TABLE: 800 / 400 Posi's are position from leader and (how wide the horse was at that position)

No	Horse	Plc	Mar	800 Posi	400 Posi	Time	3rd Qtr	4th Qt
3	SPARKLA	1	0.0m	4.6m (0)	4.2m (0)	2:39.20	28.97s	28.50s
9	OUR ULTIMATE STORMY	2	1.5m	0.0m (0)	0.0m (0)	2:39.31	29.00s	28.91s
1	OUR THUNDER	3	4.1m	8.6m (0)	8.2m (0)	2:39.51	28.97s	28.51s
10	ROCK AN ROWA	4	12.7m	2.4m (1)	3.6m (1)	2:40.16	29.09s	29.45s
7	ONE MORE ALTA	5	14.9m	12.4m (0)	12.8m (1)	2:40.33	29.03s	28.95s
6	ECLIPSE LINE	6	25.7m	17.4m (1)	19.8m (3)	2:41.14	29.17s	29.22s
5	IMA SHINKANSEN	7	28.3m	22.2m (0)	25.2m (0)	2:41.34	29.22s	29.02s
2	TIGER LOLA	8	31.4m	17.8m (0)	20.2m (0)	2:41.57	29.18s	29.60s
4	TAP OUT	9	46.6m	9.0m (1)	19.0m (1)	2:42.72	29.73s	30.78s
8	FRANKIROMAR	10	201.9m	12.6m (2)	18.6m (2)	2:54.46	29.48s	41.92s

Finish Position and metres gained

First Arrow shows distance gain/loss from 2nd Qtr to 3rd Qtr, Second Arrow shows distance gain/loss from 3rd Qtr to Finish
Blue arrow indicates best gain in these quarters.



800

Visual positions in race at 2nd Quarter



400

Visual positions in race at 3rd Quarter



Penrith Race 8 Distance 1720m

Thursday, 16 January 2025

Gross Time: 2:08.00 MileRate: 1:59.70 LeadTime: 7.60s First Qtr: 29.70s Second Qtr: 29.60s Third Qtr: 30.00s Fourth Qtr: 31.10s

DATA TABLE: 800 / 400 Posi's are position from leader and (how wide the horse was at that position)

No	Horse	Plc	Mar	800 Posi	400 Posi	Time	3rd Qtr	4th Qt
8	GET US A TINNY	1	0.0m	13.0m (1)	7.8m (1)	2:08.00	29.62s	30.50s
4	DELIGHTFUL MARY	2	1.1m	4.0m (0)	2.4m (1)	2:08.09	29.88s	31.00s
6	JETS REASON	3	5.6m	18.0m (1)	9.4m (2)	2:08.46	29.35s	30.81s
1	OUR ULTIMATE MILLY	4	9.3m	0.0m (0)	0.0m (0)	2:08.76	29.99s	31.82s
3	ADIRADIVA	5	37.0m	15.8m (0)	24.4m (1)	2:11.01	30.64s	32.07s
2	SMIRKIN SERENE	6	42.5m	30.0m (0)	36.0m (0)	2:11.46	30.45s	31.60s
5	PETES CAPTAINSSTAR	7	72.9m	8.2m (1)	16.0m (0)	2:13.93	30.51s	35.50s
7	TRIPLE SPEED	8	143.7m	11.0m (0)	55.0m (0)	2:19.68	33.22s	37.96s

Finish Position and metres gained

First Arrow shows distance gain/loss from 2nd Qtr to 3rd Qtr, Second Arrow shows distance gain/loss from 3rd Qtr to Finish Blue arrow indicates best gain in these quarters.

