

Dubbo Race 1 Distance 1720m

Friday, 17 January 2025


Gross Time: 2:07.60 MileRate: 1:59.40 LeadTime: 7.80s First Qtr: 29.80s Second Qtr: 32.20s Third Qtr: 29.60s Fourth Qtr: 28.20s

DATA TABLE: 800 / 400 Posi's are position from leader and (how wide the horse was at that position)

| No | Horse | Plc | Mar | 800 Posi | 400 Posi | Time | 3rd Qtr | 4th Qt |
|----|------------------|-----|-------|-----------|-----------|---------|---------|--------|
| 1 | KING BOBBIE | 1 | 0.0m | 0.0m (0) | 0.0m (0) | 2:07.60 | 29.60s | 28.20s |
| 4 | TULHURST ELVIS | 2 | 1.1m | 0.0m (1) | 1.2m (1) | 2:07.68 | 29.69s | 28.19s |
| 6 | IDEAL DENNY | 3 | 3.5m | 12.4m (0) | 12.4m (0) | 2:07.86 | 29.58s | 27.58s |
| 8 | BUSHY BEACH | 4 | 3.8m | 8.4m (0) | 9.2m (1) | 2:07.88 | 29.65s | 27.82s |
| 3 | GABBYS SPORTSTAR | 5 | 3.9m | 4.0m (1) | 5.0m (1) | 2:07.89 | 29.67s | 28.12s |
| 7 | DEFENCE ATTORNEY | 6 | 5.1m | 4.4m (0) | 4.6m (0) | 2:07.98 | 29.62s | 28.24s |
| 2 | SCRUFFY MOTO | 7 | 7.6m | 8.2m (1) | 3.4m (2) | 2:08.16 | 29.26s | 28.49s |
| 9 | THE ROGUE I AM | 8 | 8.6m | 17.0m (0) | 18.6m (0) | 2:08.24 | 29.70s | 27.50s |
| 5 | WARRAWEE CRUZIN | 9 | 13.1m | 12.4m (1) | 11.2m (2) | 2:08.57 | 29.52s | 28.33s |
| 10 | BARLOR HEAVEN | 10 | 15.7m | 21.2m (1) | 18.2m (1) | 2:08.76 | 29.38s | 28.02s |


Finish Position and metres gained

First Arrow shows distance gain/loss from 2nd Qtr to 3rd Qtr, Second Arrow shows distance gain/loss from 3rd Qtr to Finish
Blue arrow indicates best gain in these quarters.



800

Visual positions in race at 2nd Quarter



400

Visual positions in race at 3rd Quarter



Dubbo Race 2 Distance 1720m

Friday, 17 January 2025




Gross Time: 2:07.90 MileRate: 1:59.70 LeadTime: 7.60s First Qtr: 30.70s Second Qtr: 30.60s Third Qtr: 29.20s Fourth Qtr: 29.80s

DATA TABLE: 800 / 400 Posi's are position from leader and (how wide the horse was at that position)

| No | Horse | Plc | Mar | 800 Posi | 400 Posi | Time | 3rd Qtr | 4th Qt |
|----|--------------------|-----|-------|-----------|-----------|---------|---------|--------|
| 9 | FLIRTS DIVA | 1 | 0.0m | 12.8m (1) | 9.4m (1) | 2:07.90 | 28.96s | 29.10s |
| 2 | BURRABADINE BULLET | 2 | 2.5m | 9.0m (1) | 0.4m (2) | 2:08.10 | 28.57s | 29.96s |
| 8 | OUR SAILOR | 3 | 2.6m | 0.8m (1) | 0.0m (1) | 2:08.10 | 29.14s | 29.99s |
| 1 | BATED BREATH | 4 | 5.1m | 0.0m (0) | 0.8m (0) | 2:08.30 | 29.26s | 30.12s |
| 7 | REASON TO PARTY | 5 | 5.4m | 3.8m (0) | 5.0m (0) | 2:08.32 | 29.29s | 29.83s |
| 6 | DUSTY MUSTER | 6 | 5.4m | 4.8m (1) | 4.8m (1) | 2:08.32 | 29.20s | 29.84s |
| 5 | MITTYS THREE ACES | 7 | 7.5m | 12.4m (0) | 13.6m (0) | 2:08.49 | 29.29s | 29.35s |
| 3 | HARLEY JAMES | 8 | 10.6m | 8.0m (0) | 9.0m (0) | 2:08.73 | 29.27s | 29.92s |
| 4 | THREE PARTS GREY | 9 | 28.8m | 16.8m (1) | 15.6m (1) | 2:10.15 | 29.10s | 30.78s |

Finish Position and metres gained

First Arrow shows distance gain/loss from 2nd Qtr to 3rd Qtr, Second Arrow shows distance gain/loss from 3rd Qtr to Finish. Blue arrow indicates best gain in these quarters.



Dubbo Race 3 Distance 1720m

Friday, 17 January 2025



Gross Time: 2:07.00 MileRate: 1:58.80 LeadTime: 7.60s First Qtr: 28.90s Second Qtr: 29.40s Third Qtr: 30.10s Fourth Qtr: 31.00s

DATA TABLE: 800 / 400 Posi's are position from leader and (how wide the horse was at that position)

| No | Horse | Plc | Mar | 800 Posi | 400 Posi | Time | 3rd Qtr | 4th Qt |
|----|------------------|-----|-------|-----------|-----------|---------|---------|--------|
| 7 | ROCKNROLL RAMBO | 1 | 0.0m | 7.0m (1) | 3.8m (1) | 2:07.00 | 29.86s | 30.71s |
| 6 | POTTER | 2 | 0.5m | 0.8m (1) | 0.0m (1) | 2:07.04 | 30.04s | 31.04s |
| 2 | NEVERTOOLATE | 3 | 1.3m | 14.6m (1) | 8.8m (1) | 2:07.11 | 29.67s | 30.42s |
| 8 | TULHURST WRITER | 4 | 5.1m | 18.6m (1) | 13.8m (1) | 2:07.41 | 29.75s | 30.33s |
| 4 | OUR UNCLE HAROLD | 5 | 23.8m | 26.4m (1) | 20.8m (2) | 2:08.93 | 29.67s | 31.23s |
| 3 | GOOD CHAT | 6 | 28.1m | 11.2m (0) | 18.2m (1) | 2:09.28 | 30.62s | 31.76s |
| 5 | SCRUBBY | 7 | 29.7m | 0.0m (0) | 3.8m (0) | 2:09.41 | 30.36s | 33.00s |
| 1 | JOES REDEMPTION | 8 | 49.2m | 5.8m (0) | 14.2m (0) | 2:10.99 | 30.70s | 33.70s |

Finish Position and metres gained

First Arrow shows distance gain/loss from 2nd Qtr to 3rd Qtr, Second Arrow shows distance gain/loss from 3rd Qtr to Finish
Blue arrow indicates best gain in these quarters.



Dubbo Race 4 Distance 2120m

Friday, 17 January 2025


Gross Time: 2:39.90 MileRate: 2:01.40 LeadTime: 37.50s First Qtr: 32.20s Second Qtr: 31.50s Third Qtr: 29.10s Fourth Qtr: 29.60s

DATA TABLE: 800 / 400 Posi's are position from leader and (how wide the horse was at that position)

| No | Horse | Plc | Mar | 800 Posi | 400 Posi | Time | 3rd Qtr | 4th Qt |
|----|----------------|-----|-------|-----------|-----------|---------|---------|--------|
| 8 | YA RACIN ARLO | 1 | 0.0m | 5.0m (1) | 5.6m (1) | 2:39.90 | 29.15s | 29.19s |
| 4 | SEVEN TEE TWO | 2 | 1.1m | 9.4m (1) | 8.4m (2) | 2:39.99 | 29.03s | 29.06s |
| 1 | BETABRO | 3 | 1.2m | 0.0m (0) | 0.0m (0) | 2:39.99 | 29.10s | 29.69s |
| 7 | FUNDA | 4 | 1.2m | 8.8m (0) | 9.8m (1) | 2:39.99 | 29.18s | 28.97s |
| 5 | CAPTAIN JACK | 5 | 4.7m | 0.8m (1) | 1.4m (1) | 2:40.26 | 29.14s | 29.84s |
| 6 | LETSTACOBOUTIT | 6 | 5.0m | 12.8m (0) | 14.2m (0) | 2:40.29 | 29.21s | 28.92s |
| 10 | FAKE MINT | 7 | 7.1m | 19.4m (1) | 20.0m (1) | 2:40.45 | 29.15s | 28.65s |
| 9 | YARRAMAN ASH | 8 | 8.2m | 17.0m (0) | 18.8m (0) | 2:40.54 | 29.24s | 28.82s |
| 3 | ORANGE FEVER | 9 | 12.3m | 13.6m (1) | 13.0m (2) | 2:40.85 | 29.06s | 29.55s |
| 2 | PET RANGER | 10 | 55.3m | 4.0m (0) | 8.6m (0) | 2:44.19 | 29.41s | 33.04s |

Finish Position and metres gained

First Arrow shows distance gain/loss from 2nd Qtr to 3rd Qtr, Second Arrow shows distance gain/loss from 3rd Qtr to Finish
Blue arrow indicates best gain in these quarters.



800

Visual positions in race at 2nd Quarter



400

Visual positions in race at 3rd Quarter



Dubbo Race 5 Distance 1720m

Friday, 17 January 2025

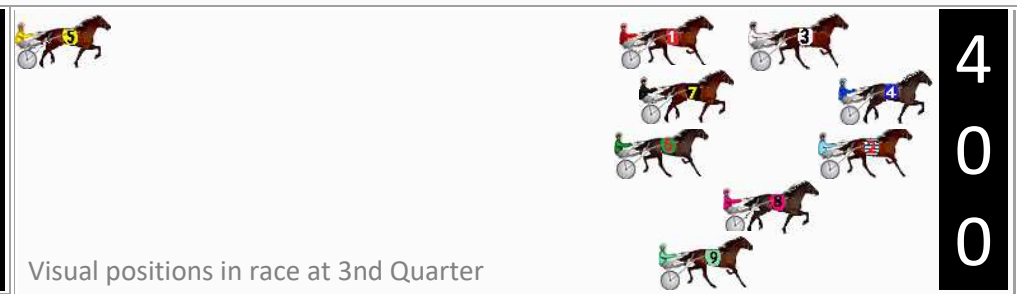

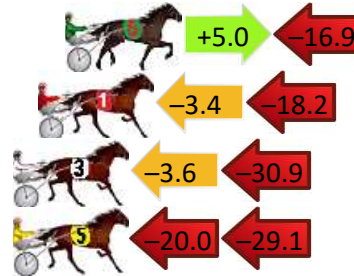
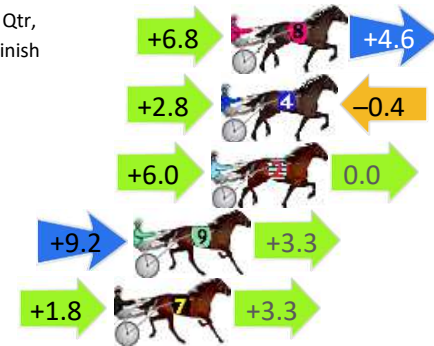
Gross Time: 2:07.60 MileRate: 1:59.40 LeadTime: 7.90s First Qtr: 29.20s Second Qtr: 30.00s Third Qtr: 30.10s Fourth Qtr: 30.40s

DATA TABLE: 800 / 400 Posi's are position from leader and (how wide the horse was at that position)

| No | Horse | Plc | Mar | 800 Posi | 400 Posi | Time | 3rd Qtr | 4th Qt |
|----|--------------------|-----|--------|-----------|------------|---------|---------|--------|
| 8 | DANCEBYTHESEASIDE | 1 | 0.0m | 11.4m (1) | 4.6m (3) | 2:07.60 | 29.59s | 30.05s |
| 4 | LOOKAT MEE | 2 | 0.4m | 2.8m (1) | 0.0m (1) | 2:07.63 | 29.89s | 30.43s |
| 2 | IRK MCGLURK | 3 | 0.8m | 6.8m (1) | 0.8m (2) | 2:07.66 | 29.65s | 30.40s |
| 9 | PHANTOM STAR | 4 | 3.9m | 16.4m (1) | 7.2m (4) | 2:07.91 | 29.41s | 30.15s |
| 7 | MATTERSON EXPRESS | 5 | 4.7m | 9.8m (0) | 8.0m (1) | 2:07.97 | 29.97s | 30.15s |
| 6 | SPRINGFIELD DESIRE | 6 | 25.9m | 14.0m (0) | 9.0m (2) | 2:09.66 | 29.72s | 31.68s |
| 1 | ANDREW SWAGGER | 7 | 27.0m | 5.4m (0) | 8.8m (0) | 2:09.75 | 30.35s | 31.78s |
| 3 | LOOKOUT | 8 | 34.5m | 0.0m (0) | 3.6m (0) | 2:10.35 | 30.36s | 32.74s |
| 5 | JILLIBY TSUNAMI | 9 | 139.1m | 90.0m (0) | 110.0m (0) | 2:18.67 | 31.59s | 32.60s |

Finish Position and metres gained

First Arrow shows distance gain/loss from 2nd Qtr to 3rd Qtr, Second Arrow shows distance gain/loss from 3rd Qtr to Finish. Blue arrow indicates best gain in these quarters.



Dubbo Race 6 Distance 1720m

Friday, 17 January 2025

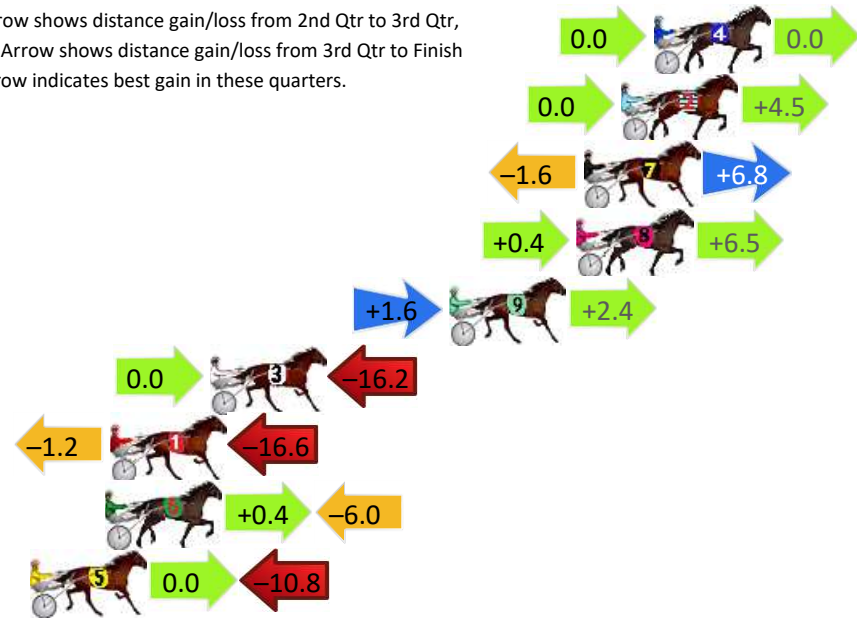
Gross Time: 2:09.20 MileRate: 2:00.90 LeadTime: 7.90s First Qtr: 28.90s Second Qtr: 31.90s Third Qtr: 30.90s Fourth Qtr: 29.60s

DATA TABLE: 800 / 400 Posi's are position from leader and (how wide the horse was at that position)

| No | Horse | Plc | Mar | 800 Posi | 400 Posi | Time | 3rd Qtr | 4th Qt |
|----|-------------------|-----|-------|-----------|-----------|---------|---------|--------|
| 4 | SPEEDY SPORT | 1 | 0.0m | 0.0m (0) | 0.0m (0) | 2:09.20 | 30.90s | 29.60s |
| 2 | PREACHER QUINCE | 2 | 1.3m | 5.8m (1) | 5.8m (1) | 2:09.30 | 30.89s | 29.27s |
| 7 | MISSDEHEIR | 3 | 2.8m | 8.0m (0) | 9.6m (1) | 2:09.42 | 31.01s | 29.10s |
| 8 | WHATABOUTBRONS ON | 4 | 3.1m | 10.0m (1) | 9.6m (2) | 2:09.44 | 30.86s | 29.12s |
| 9 | FOVEAUX MAJOR | 5 | 8.2m | 12.2m (0) | 10.6m (0) | 2:09.84 | 30.78s | 29.42s |
| 3 | PEAKSART | 6 | 17.8m | 1.6m (1) | 1.6m (1) | 2:10.58 | 30.93s | 30.79s |
| 1 | ARTISTIC TROUBLE | 7 | 21.8m | 4.0m (0) | 5.2m (0) | 2:10.89 | 31.02s | 30.82s |
| 6 | ERMINNIE QUINCE | 8 | 22.0m | 16.4m (0) | 16.0m (0) | 2:10.91 | 30.88s | 30.04s |
| 5 | PEPPERMINT | 9 | 25.0m | 14.2m (1) | 14.2m (1) | 2:11.14 | 30.92s | 30.39s |

Finish Position and metres gained

First Arrow shows distance gain/loss from 2nd Qtr to 3rd Qtr, Second Arrow shows distance gain/loss from 3rd Qtr to Finish Blue arrow indicates best gain in these quarters.



800

Visual positions in race at 2nd Quarter



400

Visual positions in race at 3rd Quarter



Dubbo Race 7 Distance 1720m

Friday, 17 January 2025

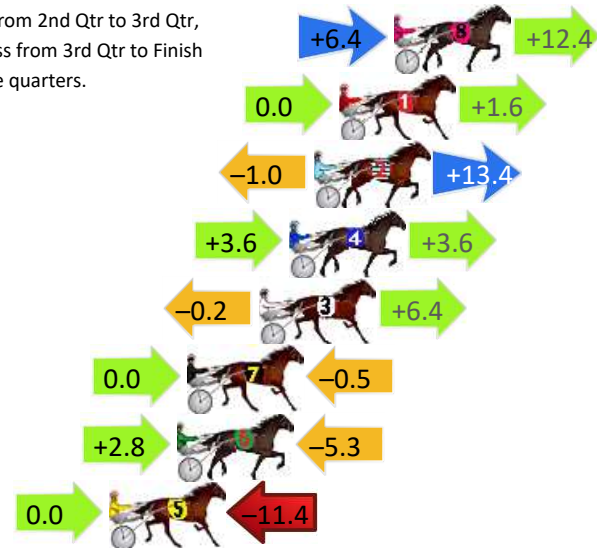
Gross Time: 2:10.70 MileRate: 2:02.30 LeadTime: 7.50s First Qtr: 29.60s Second Qtr: 31.30s Third Qtr: 30.70s Fourth Qtr: 31.60s

DATA TABLE: 800 / 400 Posi's are position from leader and (how wide the horse was at that position)

| No | Horse | Plc | Mar | 800 Posi | 400 Posi | Time | 3rd Qtr | 4th Qt |
|----|------------------|-----|-------|-----------|-----------|---------|---------|--------|
| 8 | ABSOLUTE WEAPON | 1 | 0.0m | 18.8m (1) | 12.4m (1) | 2:10.70 | 30.22s | 30.63s |
| 1 | MISSUS GONE | 2 | 2.2m | 3.8m (0) | 3.8m (0) | 2:10.88 | 30.70s | 31.47s |
| 2 | WHISPERING KEV | 3 | 3.2m | 15.6m (0) | 16.6m (1) | 2:10.96 | 30.79s | 30.55s |
| 4 | PIPPA CHEER | 4 | 4.2m | 11.4m (1) | 7.8m (1) | 2:11.05 | 30.43s | 31.32s |
| 3 | CELEBRITY CRUISE | 5 | 5.4m | 11.6m (0) | 11.8m (0) | 2:11.15 | 30.72s | 31.10s |
| 7 | DOMUS ANGELI | 6 | 8.3m | 7.8m (0) | 7.8m (0) | 2:11.39 | 30.70s | 31.64s |
| 6 | ULTIMATE COOKIE | 7 | 8.7m | 6.2m (1) | 3.4m (1) | 2:11.42 | 30.48s | 32.02s |
| 5 | FOGWATCH | 8 | 11.4m | 0.0m (0) | 0.0m (0) | 2:11.64 | 30.69s | 32.50s |

Finish Position and metres gained

First Arrow shows distance gain/loss from 2nd Qtr to 3rd Qtr, Second Arrow shows distance gain/loss from 3rd Qtr to Finish Blue arrow indicates best gain in these quarters.



8
0
0

Visual positions in race at 2nd Quarter



4
0
0

Visual positions in race at 3rd Quarter



Dubbo Race 8 Distance 1720m

Friday, 17 January 2025


Gross Time: 2:09.50 MileRate: 2:01.20 LeadTime: 7.70s First Qtr: 31.00s Second Qtr: 30.70s Third Qtr: 30.10s Fourth Qtr: 30.00s

DATA TABLE: 800 / 400 Posi's are position from leader and (how wide the horse was at that position)

| No | Horse | Plc | Mar | 800 Posi | 400 Posi | Time | 3rd Qtr | 4th Qt |
|----|-------------------|-----|-------|-----------|-----------|---------|---------|--------|
| 8 | MISS ZOZO FELLA | 1 | 0.0m | 11.2m (1) | 4.6m (2) | 2:09.50 | 29.61s | 29.66s |
| 1 | REVEILLE JET | 2 | 2.1m | 2.6m (1) | 2.0m (1) | 2:09.67 | 30.06s | 30.01s |
| 2 | MONSTER MINT | 3 | 3.8m | 0.0m (0) | 0.0m (0) | 2:09.80 | 30.10s | 30.28s |
| 7 | BODELETOS | 4 | 9.8m | 4.8m (0) | 4.2m (0) | 2:10.27 | 30.06s | 30.42s |
| 3 | DEVILBEND | 5 | 10.6m | 10.4m (0) | 11.0m (0) | 2:10.33 | 30.14s | 29.97s |
| 9 | BEHAPPYBOBBY | 6 | 11.2m | 6.8m (1) | 6.0m (1) | 2:10.38 | 30.04s | 30.39s |
| 5 | ROCKIN SWEET | 7 | 13.9m | 15.6m (1) | 11.8m (1) | 2:10.59 | 29.82s | 30.16s |
| 4 | EXCUSE TO COLLECT | 8 | 16.4m | 15.0m (0) | 16.2m (0) | 2:10.79 | 30.19s | 30.01s |
| 6 | CAM I AM | 9 | 26.3m | 19.8m (1) | 28.0m (0) | 2:11.57 | 30.71s | 29.87s |

Finish Position and metres gained

First Arrow shows distance gain/loss from 2nd Qtr to 3rd Qtr, Second Arrow shows distance gain/loss from 3rd Qtr to Finish Blue arrow indicates best gain in these quarters.



800

Visual positions in race at 2nd Quarter



400

Visual positions in race at 3rd Quarter

