

Tamworth Race 1 Distance 1980m

Friday, 17 January 2025


Gross Time: 2:23.20 MileRate: 1:56.40 LeadTime: 25.60s First Qtr: 29.80s Second Qtr: 28.70s Third Qtr: 29.30s Fourth Qtr: 29.80s

DATA TABLE: 800 / 400 Posi's are position from leader and (how wide the horse was at that position)

No	Horse	Plc	Mar	800 Posi	400 Posi	Time	3rd Qtr	4th Qt
9	DIDSHEDOIT	1	0.0m	15.2m (1)	0.0m (1)	2:23.20	28.18s	29.80s
6	ROCKNROLL GIG	2	4.7m	6.4m (1)	7.6m (2)	2:23.57	29.39s	29.59s
2	BUDDY PERFECT	3	16.7m	0.0m (0)	2.2m (0)	2:24.50	29.45s	30.87s
10	SALLY BIGTIME	4	17.8m	19.2m (1)	9.0m (3)	2:24.59	28.55s	30.45s
7	LUXURY LAD	5	18.3m	4.0m (0)	6.6m (0)	2:24.63	29.48s	30.67s
8	PARATROUPER	6	20.3m	8.0m (0)	10.6m (1)	2:24.79	29.48s	30.52s
11	IMA QUEEN BEE	7	21.2m	12.4m (0)	12.6m (2)	2:24.86	29.31s	30.44s
1	MAJOR MAL	8	31.1m	2.2m (1)	6.4m (1)	2:25.63	29.59s	31.63s
3	ADRENALINE RUSH	9	44.5m	11.2m (1)	17.4m (1)	2:26.67	29.74s	31.81s

Finish Position and metres gained

First Arrow shows distance gain/loss from 2nd Qtr to 3rd Qtr, Second Arrow shows distance gain/loss from 3rd Qtr to Finish Blue arrow indicates best gain in these quarters.



800

Visual positions in race at 2nd Quarter



400

Visual positions in race at 3rd Quarter



Tamworth Race 2 Distance 1980m

Friday, 17 January 2025


Gross Time: 2:23.80 MileRate: 1:56.90 LeadTime: 26.20s First Qtr: 29.90s Second Qtr: 29.50s Third Qtr: 28.10s Fourth Qtr: 30.10s

DATA TABLE: 800 / 400 Posi's are position from leader and (how wide the horse was at that position)

No	Horse	Plc	Mar	800 Posi	400 Posi	Time	3rd Qtr	4th Qt
10	RAKAJED	1	0.0m	0.0m (1)	0.0m (0)	2:23.80	28.10s	30.10s
9	LUVBITE	2	7.9m	7.0m (2)	4.6m (2)	2:24.42	27.92s	30.35s
11	MAJOR REASON	3	8.7m	11.6m (2)	8.4m (2)	2:24.49	27.87s	30.12s
8	ROSBERG	4	8.8m	1.6m (2)	0.4m (1)	2:24.49	27.99s	30.73s
6	SUPERBON	5	18.8m	5.6m (1)	7.4m (1)	2:25.28	28.20s	30.95s
7	COTE DAZUR	6	19.1m	10.0m (0)	16.2m (0)	2:25.31	28.54s	30.32s
5	GROSSO NASO	7	46.1m	0.4m (0)	5.8m (0)	2:27.43	28.39s	33.12s
4	ROMERO	8	55.6m	9.6m (1)	14.0m (1)	2:28.18	28.31s	33.21s
1	WHISKEY ROYALE	9	60.6m	5.8m (0)	11.4m (0)	2:28.58	28.38s	33.78s

Finish Position and metres gained

First Arrow shows distance gain/loss from 2nd Qtr to 3rd Qtr,
Second Arrow shows distance gain/loss from 3rd Qtr to Finish
Blue arrow indicates best gain in these quarters.



800

Visual positions in race at 2nd Quarter



400

Visual positions in race at 3rd Quarter



Tamworth Race 3 Distance 1980m

Friday, 17 January 2025

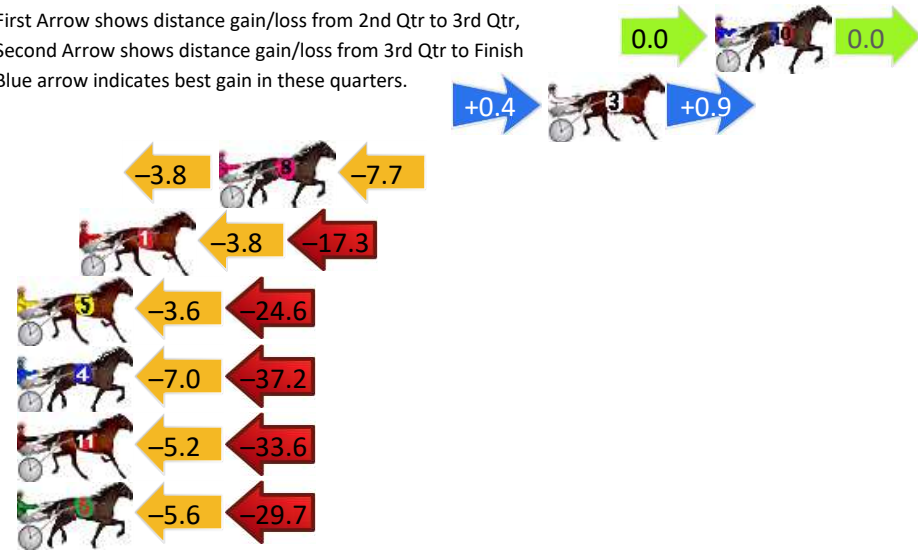
Gross Time: 2:22.90 MileRate: 1:56.20 LeadTime: 27.10s First Qtr: 28.90s Second Qtr: 29.50s Third Qtr: 28.50s Fourth Qtr: 28.90s

DATA TABLE: 800 / 400 Posi's are position from leader and (how wide the horse was at that position)

No	Horse	Plc	Mar	800 Posi	400 Posi	Time	3rd Qtr	4th Qt
10	SWEETHEART BART	1	0.0m	0.0m (0)	0.0m (0)	2:22.90	28.50s	28.90s
3	BETTORS HOPE	2	6.7m	8.0m (1)	7.6m (2)	2:23.41	28.47s	28.84s
8	DEBONAIRE	3	19.9m	8.4m (0)	12.2m (0)	2:24.41	28.77s	29.45s
1	ABSTRACT ART	4	25.5m	4.4m (0)	8.2m (0)	2:24.83	28.76s	30.14s
5	MAJOR MICKEY	5	40.6m	12.4m (0)	16.0m (0)	2:25.98	28.74s	30.67s
4	INDASKY	6	48.4m	4.2m (1)	11.2m (1)	2:26.57	28.98s	31.57s
11	PRINCESS REMI	7	50.8m	12.0m (1)	17.2m (1)	2:26.75	28.85s	31.31s
6	MAJIC MOMENT	8	51.5m	16.2m (1)	21.8m (2)	2:26.81	28.88s	31.03s

Finish Position and metres gained

First Arrow shows distance gain/loss from 2nd Qtr to 3rd Qtr,
Second Arrow shows distance gain/loss from 3rd Qtr to Finish
Blue arrow indicates best gain in these quarters.



8
0
0

Visual positions in race at 2nd Quarter



4
0
0

Visual positions in race at 3rd Quarter



Tamworth Race 4 Distance 1980m

Friday, 17 January 2025

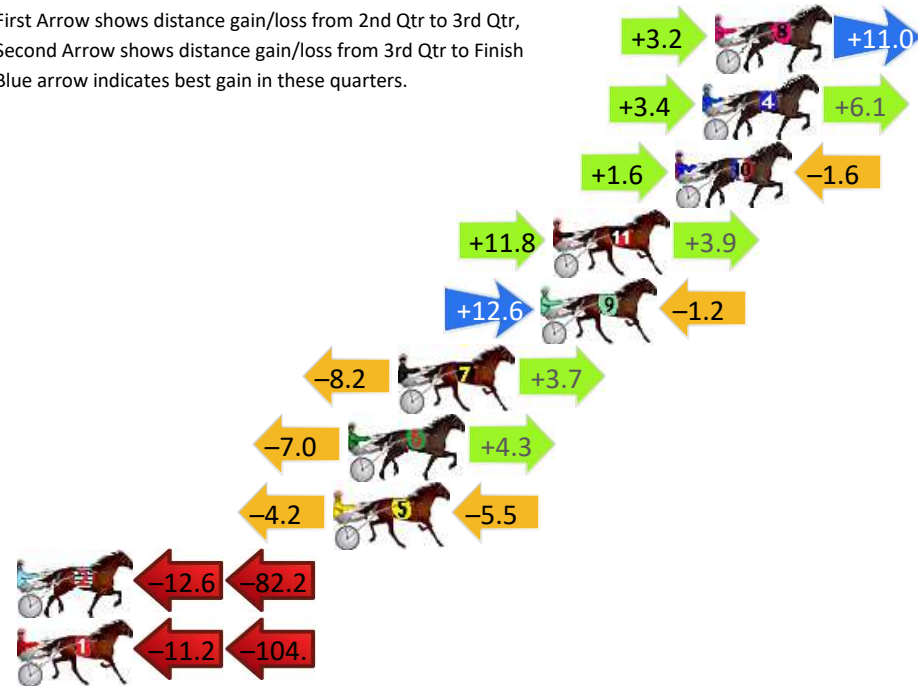
Gross Time: 2:25.10 MileRate: 1:57.90 LeadTime: 26.80s First Qtr: 29.20s Second Qtr: 30.60s Third Qtr: 29.40s Fourth Qtr: 29.10s

DATA TABLE: 800 / 400 Posi's are position from leader and (how wide the horse was at that position)

No	Horse	Plc	Mar	800 Posi	400 Posi	Time	3rd Qtr	4th Qt
8	LA DERNIERE	1	0.0m	14.2m (1)	11.0m (2)	2:25.10	29.16s	28.30s
4	OUTBACK QUEENIE	2	0.5m	10.0m (1)	6.6m (2)	2:25.14	29.15s	28.66s
10	RYANS GANGSTER	3	1.6m	1.6m (1)	0.0m (0)	2:25.22	29.28s	29.22s
11	SWEET AGENDA	4	6.5m	22.2m (1)	10.4m (3)	2:25.60	28.54s	28.82s
9	SIR RICHARD LEE	5	7.0m	18.4m (1)	5.8m (3)	2:25.63	28.48s	29.19s
7	PEPPA BLISS	6	12.7m	8.2m (0)	16.4m (1)	2:26.07	29.99s	28.83s
6	DESPONDENT	7	14.7m	12.0m (0)	19.0m (2)	2:26.22	29.91s	28.79s
5	THE TIGER ARMY	8	15.3m	5.6m (1)	9.8m (1)	2:26.27	29.71s	29.50s
2	APACHE WHITESOX	9	99.0m	4.2m (0)	16.8m (0)	2:32.66	30.35s	35.05s
1	ROCKET BOY	10	116.1m	0.0m (0)	11.2m (0)	2:33.96	30.25s	36.69s

Finish Position and metres gained

First Arrow shows distance gain/loss from 2nd Qtr to 3rd Qtr, Second Arrow shows distance gain/loss from 3rd Qtr to Finish Blue arrow indicates best gain in these quarters.



800

Visual positions in race at 2nd Quarter



400

Visual positions in race at 3rd Quarter



Tamworth Race 5 Distance 1980m

Friday, 17 January 2025

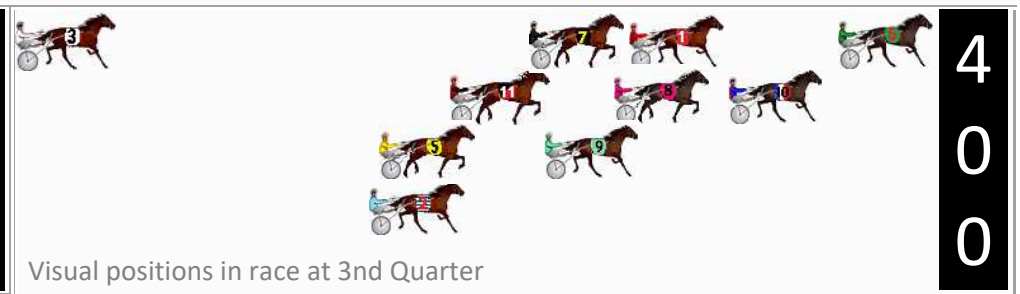


Gross Time: 2:25.40 MileRate: 1:58.20 LeadTime: 27.30s First Qtr: 32.10s Second Qtr: 28.40s Third Qtr: 28.10s Fourth Qtr: 29.50s

DATA TABLE: 800 / 400 Posi's are position from leader and (how wide the horse was at that position)

No	Horse	Plc	Mar	800 Posi	400 Posi	Time	3rd Qtr	4th Qt
6	SUPA AMERICAN	1	0.0m	0.0m (0)	0.0m (0)	2:25.40	28.10s	29.50s
9	JAYJAYBENNY	2	4.6m	20.0m (2)	11.8m (2)	2:25.76	27.53s	28.97s
11	JALANEEL	3	6.3m	13.2m (0)	15.6m (1)	2:25.89	28.29s	28.82s
7	JUSTA DRAGON	4	10.6m	9.0m (0)	12.4m (0)	2:26.22	28.35s	29.37s
8	ARGENT PEAK	5	18.4m	7.6m (1)	9.0m (1)	2:26.82	28.18s	30.19s
10	RACING PAULA	6	21.4m	2.8m (1)	4.4m (1)	2:27.06	28.18s	30.75s
1	HELL OF A HAND	7	24.4m	4.0m (0)	8.4m (0)	2:27.29	28.39s	30.67s
2	SHADOW ECLIPSE	8	25.1m	15.6m (1)	18.8m (3)	2:27.34	28.32s	29.96s
5	MY LATIN LADY	9	59.6m	11.6m (1)	18.4m (2)	2:30.01	28.52s	32.52s
3	WILLIEWA LIGHTNING	10	245.4m	170.0m (0)	210.0m (0)	2:44.38	30.90s	32.10s

Finish Position and metres gained

First Arrow shows distance gain/loss from 2nd Qtr to 3rd Qtr,
Second Arrow shows distance gain/loss from 3rd Qtr to Finish
Blue arrow indicates best gain in these quarters.



Tamworth Race 6 Distance 1980m

Friday, 17 January 2025


Gross Time: 2:27.10 MileRate: 1:59.60 LeadTime: 27.20s First Qtr: 30.60s Second Qtr: 29.60s Third Qtr: 28.60s Fourth Qtr: 31.10s

DATA TABLE: 800 / 400 Posi's are position from leader and (how wide the horse was at that position)

No	Horse	Plc	Mar	800 Posi	400 Posi	Time	3rd Qtr	4th Qt
2	REDS GOOD TO GO	1	0.0m	5.2m (1)	8.0m (2)	2:27.10	28.83s	30.48s
4	BRAVE BONDI	2	1.6m	0.0m (0)	0.0m (0)	2:27.23	28.60s	31.22s
10	ROCK FISHERMAN	3	1.9m	14.0m (1)	10.4m (3)	2:27.25	28.36s	30.44s
7	RIPPIN GOOD FEELIN	4	2.8m	8.2m (0)	8.0m (1)	2:27.33	28.60s	30.70s
11	TISBURY ROCKS	5	4.2m	18.0m (1)	17.0m (2)	2:27.44	28.57s	30.11s
8	SKY DIAMOND	6	4.3m	1.2m (1)	4.2m (1)	2:27.45	28.82s	31.11s
9	CATCHINGCONFIDENCE	7	4.4m	9.6m (1)	12.8m (2)	2:27.46	28.86s	30.45s
5	BEE SEVENTEEN	8	12.4m	22.2m (1)	21.4m (3)	2:28.11	28.57s	30.40s
6	MAC STUBBORN	9	17.4m	12.4m (0)	18.2m (1)	2:28.51	29.03s	31.04s
1	MIDAS SHANNON	10	30.6m	4.2m (0)	11.2m (0)	2:29.59	29.06s	32.60s


Finish Position and metres gained

First Arrow shows distance gain/loss from 2nd Qtr to 3rd Qtr, Second Arrow shows distance gain/loss from 3rd Qtr to Finish
Blue arrow indicates best gain in these quarters.



800

Visual positions in race at 2nd Quarter



400

Visual positions in race at 3rd Quarter



Tamworth Race 7 Distance 1980m

Friday, 17 January 2025

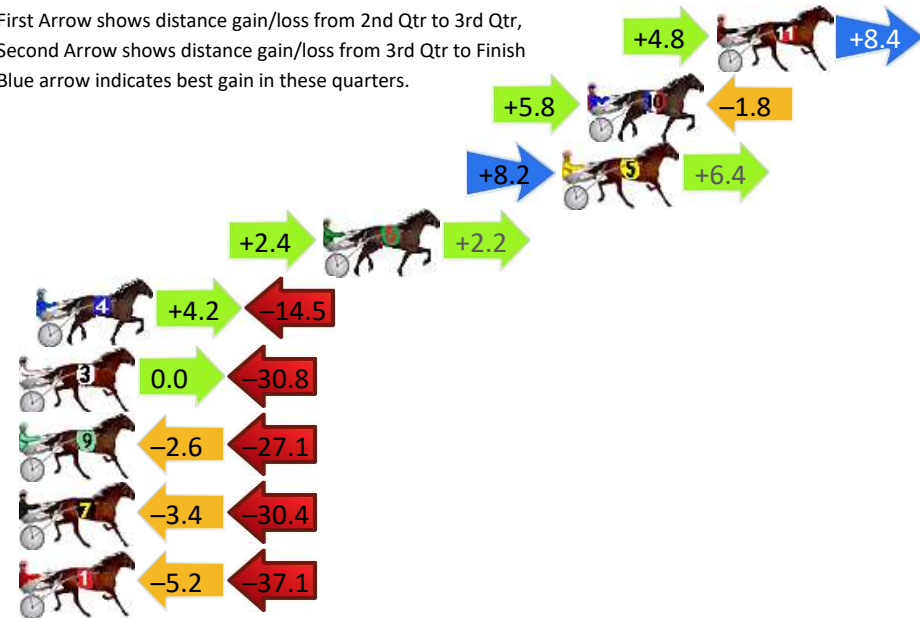
Gross Time: 2:26.10 MileRate: 1:58.70 LeadTime: 26.60s First Qtr: 29.70s Second Qtr: 29.60s Third Qtr: 29.70s Fourth Qtr: 30.50s

DATA TABLE: 800 / 400 Posi's are position from leader and (how wide the horse was at that position)

No	Horse	Plc	Mar	800 Posi	400 Posi	Time	3rd Qtr	4th Qt
11	ASHLEYS BLUE CHIP	1	0.0m	13.2m (1)	8.4m (1)	2:26.10	29.35s	29.86s
10	THOMAS ROYAL	2	5.2m	9.2m (1)	3.4m (1)	2:26.52	29.26s	30.64s
5	YOU CANNOT HIDE	3	6.2m	20.8m (1)	12.6m (2)	2:26.59	29.09s	30.01s
6	WHATA TERROR	4	15.8m	20.4m (0)	18.0m (2)	2:27.36	29.52s	30.33s
4	RUSHYS CHANCE	5	27.3m	17.0m (1)	12.8m (1)	2:28.28	29.37s	31.60s
3	FRONTLINER	6	30.8m	0.0m (0)	0.0m (0)	2:28.56	29.67s	32.84s
9	CERTAINLYCALLITIN	7	34.5m	4.8m (0)	7.4m (0)	2:28.85	29.87s	32.55s
7	PARABELLUM	8	49.8m	16.0m (0)	19.4m (1)	2:30.08	29.92s	32.81s
1	JUST TOMMY	9	54.1m	11.8m (0)	17.0m (0)	2:30.42	30.05s	33.31s

Finish Position and metres gained

First Arrow shows distance gain/loss from 2nd Qtr to 3rd Qtr, Second Arrow shows distance gain/loss from 3rd Qtr to Finish
Blue arrow indicates best gain in these quarters.



8
0
0

Visual positions in race at 2nd Quarter



4
0
0

Visual positions in race at 3rd Quarter



Tamworth Race 8 Distance 2360m

Friday, 17 January 2025

Gross Time: 2:53.40 MileRate: 1:58.30 LeadTime: 56.00s First Qtr: 31.10s Second Qtr: 30.00s Third Qtr: 28.30s Fourth Qtr: 28.00s

DATA TABLE: 800 / 400 Posi's are position from leader and (how wide the horse was at that position)

No	Horse	Plc	Mar	800 Posi	400 Posi	Time	3rd Qtr	4th Qt
7	SWAYZEE	1	0.0m	0.0m (0)	0.0m (0)	2:53.40	28.30s	28.00s
5	CYA ART	2	2.9m	9.4m (0)	5.4m (2)	2:53.61	28.02s	27.83s
6	MASTER CATCH	3	6.0m	5.2m (0)	2.6m (1)	2:53.84	28.12s	28.24s
3	ROUGE BLING	4	8.4m	13.4m (0)	7.4m (1)	2:54.02	27.88s	28.07s
1	MISTER FONZI	5	16.6m	17.4m (0)	11.2m (0)	2:54.62	27.87s	28.38s
2	FAST TRACKER	6	23.0m	21.8m (0)	17.0m (0)	2:55.09	27.97s	28.42s
4	NURBURGRING	7	56.6m	28.2m (0)	27.8m (0)	2:57.57	28.28s	30.00s

Finish Position and metres gained

First Arrow shows distance gain/loss from 2nd Qtr to 3rd Qtr, Second Arrow shows distance gain/loss from 3rd Qtr to Finish Blue arrow indicates best gain in these quarters.

