

# Wagga Riverina Race 1 Distance 1740m

Friday, 17 January 2025


Gross Time: 2:05.40 MileRate: 1:56.00 LeadTime: 8.80s First Qtr: 29.20s Second Qtr: 30.20s Third Qtr: 28.40s Fourth Qtr: 28.80s

DATA TABLE: 800 / 400 Posi's are position from leader and (how wide the horse was at that position)

No	Horse	Plc	Mar	800 Posi	400 Posi	Time	3rd Qtr	4th Qt
1	ALWAYS BE BRENDAN	1	0.0m	0.0m (0)	0.0m (0)	2:05.40	28.40s	28.80s
4	HEAVENS BADGIRL	2	3.0m	4.4m (0)	4.6m (0)	2:05.63	28.42s	28.69s
9	LACHIES DELIGHT	3	5.6m	8.6m (0)	9.2m (0)	2:05.82	28.44s	28.54s
8	LAVADA GOLD	4	5.7m	20.0m (1)	15.0m (2)	2:05.83	28.05s	28.13s
10	UNIT FORTY ONE	5	5.7m	7.2m (1)	6.6m (2)	2:05.83	28.36s	28.74s
6	CAMNAT	6	15.0m	12.6m (0)	13.4m (0)	2:06.53	28.46s	28.91s
7	BIDGEE BABE	7	18.6m	15.8m (1)	10.6m (3)	2:06.81	28.03s	29.37s
3	FEELGOOD RAY	8	19.1m	11.6m (1)	10.6m (2)	2:06.84	28.32s	29.41s
2	LOOKINFORAREASON	9	19.6m	2.6m (1)	6.4m (1)	2:06.88	28.66s	29.75s
5	SHEZ BETTORS BABE	10	20.1m	17.0m (0)	18.0m (0)	2:06.92	28.47s	28.95s

## Finish Position and metres gained

First Arrow shows distance gain/loss from 2nd Qtr to 3rd Qtr, Second Arrow shows distance gain/loss from 3rd Qtr to Finish  
Blue arrow indicates best gain in these quarters.



800

Visual positions in race at 2nd Quarter



400

Visual positions in race at 3rd Quarter



Sectional Analysis Software

Not just form | Free Trial

[www.facebook.com/PJHarnessRacing](http://www.facebook.com/PJHarnessRacing)



RISE Digital, Harness Racing Australia nor the provider accepts any responsibility for the completeness or accuracy of any of the information contained herein, and makes no representations about its suitability for any particular purpose. Users should make their own judgements about those matters and/or seek independent advice. You assume all risks associated with use of data provided on this page

# Wagga Riverina Race 2 Distance 1740m

Friday, 17 January 2025


Gross Time: 2:05.80 MileRate: 1:56.30 LeadTime: 8.50s First Qtr: 28.00s Second Qtr: 31.90s Third Qtr: 28.40s Fourth Qtr: 29.00s

DATA TABLE: 800 / 400 Posi's are position from leader and (how wide the horse was at that position)

No	Horse	Plc	Mar	800 Posi	400 Posi	Time	3rd Qtr	4th Qt
10	UNCHAINMYART	1	0.0m	11.4m (1)	8.4m (2)	2:05.80	28.19s	28.39s
9	BETTORS MOON	2	4.3m	16.4m (1)	13.0m (2)	2:06.13	28.16s	28.37s
7	ONE HORN BILLY	3	4.8m	20.4m (1)	15.2m (1)	2:06.17	28.04s	28.25s
8	EYEDIDNTLOSEIT	4	6.3m	24.6m (1)	20.0m (2)	2:06.28	28.08s	28.01s
4	THATS THE ATTITUDE	5	7.1m	1.4m (1)	0.0m (1)	2:06.34	28.29s	29.51s
2	DENZIL DEBRO	6	14.0m	4.0m (0)	5.8m (0)	2:06.87	28.52s	29.59s
5	MYBOYMYBOY	7	14.3m	6.6m (1)	5.2m (1)	2:06.89	28.29s	29.66s
1	SOKYS FALCON	8	18.7m	9.2m (0)	11.0m (0)	2:07.22	28.52s	29.56s
3	NOBLE JULIA	9	21.5m	13.8m (0)	15.2m (0)	2:07.44	28.50s	29.45s
6	TYABB WONDER	10	23.1m	0.0m (0)	1.8m (0)	2:07.56	28.51s	30.54s

## Finish Position and metres gained

First Arrow shows distance gain/loss from 2nd Qtr to 3rd Qtr, Second Arrow shows distance gain/loss from 3rd Qtr to Finish  
Blue arrow indicates best gain in these quarters.



800

Visual positions in race at 2nd Quarter



400

Visual positions in race at 3rd Quarter



# Wagga Riverina Race 3 Distance 1740m

Friday, 17 January 2025


Gross Time: 2:05.90 MileRate: 1:56.40 LeadTime: 8.80s First Qtr: 29.50s Second Qtr: 30.00s Third Qtr: 28.20s Fourth Qtr: 29.40s

DATA TABLE: 800 / 400 Posi's are position from leader and (how wide the horse was at that position)

No	Horse	Plc	Mar	800 Posi	400 Posi	Time	3rd Qtr	4th Qt
9	SHEZA BETTOR GEM	1	0.0m	8.4m (0)	9.0m (0)	2:05.90	28.26s	28.74s
2	FRESH PRINCE	2	0.8m	0.0m (0)	0.2m (0)	2:05.96	28.21s	29.44s
1	MIKI MARK	3	4.8m	4.0m (0)	4.8m (0)	2:06.27	28.26s	29.40s
3	JUMBO JIM	4	6.9m	1.0m (1)	0.0m (1)	2:06.43	28.12s	29.90s
7	ELLAVA PACER	5	18.4m	14.8m (1)	14.2m (3)	2:07.32	28.15s	29.71s
5	LITTLE COOL	6	18.5m	10.8m (1)	13.4m (2)	2:07.33	28.38s	29.77s
6	REASON TO SCREAM	7	21.9m	12.4m (0)	14.4m (0)	2:07.59	28.33s	29.95s
8	ADIEU MIKENNIS	8	23.8m	19.2m (1)	19.6m (1)	2:07.73	28.22s	29.71s
4	TINNYSMEDAD	9	28.0m	6.2m (1)	10.6m (1)	2:08.06	28.49s	30.67s

## Finish Position and metres gained

First Arrow shows distance gain/loss from 2nd Qtr to 3rd Qtr, Second Arrow shows distance gain/loss from 3rd Qtr to Finish. Blue arrow indicates best gain in these quarters.



800

Visual positions in race at 2nd Quarter



400

Visual positions in race at 3rd Quarter



# Wagga Riverina Race 4 Distance 1740m

Friday, 17 January 2025

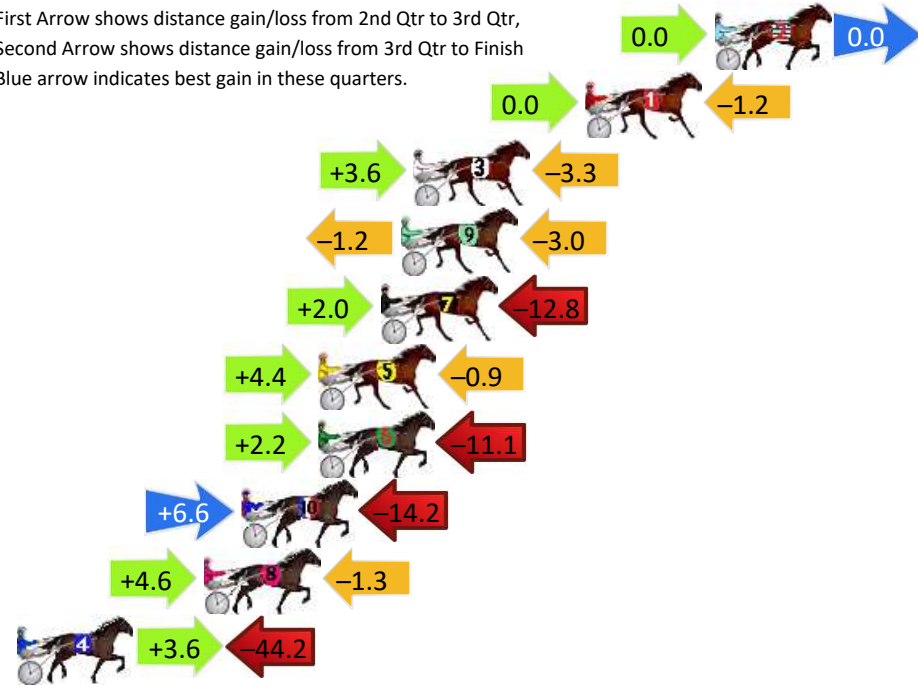
Gross Time: 2:05.00 MileRate: 1:55.60 LeadTime: 8.90s First Qtr: 28.30s Second Qtr: 30.50s Third Qtr: 29.60s Fourth Qtr: 27.70s

DATA TABLE: 800 / 400 Posi's are position from leader and (how wide the horse was at that position)

No	Horse	Plc	Mar	800 Posi	400 Posi	Time	3rd Qtr	4th Qt
2	MISSAUDACIOUS	1	0.0m	0.0m (0)	0.0m (0)	2:05.00	29.60s	27.70s
1	SHE HAUNTS EM	2	5.2m	4.0m (0)	4.0m (0)	2:05.38	29.60s	27.78s
3	HAPPY TOO YA	3	12.1m	12.4m (0)	8.8m (0)	2:05.88	29.35s	27.93s
9	MISS ARDLETHAN	4	12.6m	8.4m (0)	9.6m (1)	2:05.92	29.69s	27.91s
7	TUFFASOLDBOOTS	5	13.4m	2.6m (1)	0.6m (1)	2:05.98	29.49s	28.58s
5	ALWAYSATTHEBEACH	6	15.9m	19.4m (1)	15.0m (3)	2:06.16	29.29s	27.76s
6	THANKS BE TO GOD	7	15.9m	7.0m (1)	4.8m (1)	2:06.16	29.47s	28.46s
10	NEEDBEE	8	19.0m	11.4m (1)	4.8m (2)	2:06.38	29.16s	28.68s
8	ZULU ZANE	9	20.5m	23.8m (1)	19.2m (3)	2:06.49	29.28s	27.79s
4	MAXYS GEM	10	55.8m	15.2m (1)	11.6m (2)	2:09.07	29.45s	30.74s

## Finish Position and metres gained

First Arrow shows distance gain/loss from 2nd Qtr to 3rd Qtr, Second Arrow shows distance gain/loss from 3rd Qtr to Finish Blue arrow indicates best gain in these quarters.



800

Visual positions in race at 2nd Quarter



400

Visual positions in race at 3rd Quarter



# Wagga Riverina Race 5 Distance 1740m

Friday, 17 January 2025




Gross Time: 2:05.20 MileRate: 1:55.70 LeadTime: 8.50s First Qtr: 28.40s Second Qtr: 30.10s Third Qtr: 28.20s Fourth Qtr: 30.00s

DATA TABLE: 800 / 400 Posi's are position from leader and (how wide the horse was at that position)

No	Horse	Plc	Mar	800 Posi	400 Posi	Time	3rd Qtr	4th Qt
5	GOOD TIME NEDRA	1	0.0m	7.2m (1)	6.6m (1)	2:05.20	28.17s	29.51s
4	MAJOR HUSS	2	0.2m	11.4m (1)	9.4m (2)	2:05.22	28.08s	29.31s
7	HES A TERROR	3	3.3m	3.0m (1)	1.0m (1)	2:05.46	28.05s	30.17s
3	REDBANK HARRY	4	16.5m	0.0m (0)	0.0m (0)	2:06.50	28.16s	31.23s
6	TIGER CHEDDAR	5	19.1m	4.8m (0)	6.4m (0)	2:06.70	28.29s	30.95s
2	KAMENDABLE FEELING	6	21.1m	10.2m (0)	11.4m (0)	2:06.86	28.27s	30.72s
9	MYNAMEISRUBY	7	21.7m	16.6m (1)	14.8m (2)	2:06.91	28.05s	30.51s
1	ULTIMATE ME	8	22.2m	14.8m (0)	18.2m (0)	2:06.94	28.44s	30.30s
8	BLUES TERROR	9	22.6m	23.0m (1)	18.8m (1)	2:06.98	27.89s	30.28s
10	HUMMING TOP	10	30.4m	8.4m (2)	5.4m (2)	2:07.59	27.93s	31.86s

## Finish Position and metres gained

First Arrow shows distance gain/loss from 2nd Qtr to 3rd Qtr, Second Arrow shows distance gain/loss from 3rd Qtr to Finish Blue arrow indicates best gain in these quarters.



# Wagga Riverina Race 6 Distance 1740m

Friday, 17 January 2025



Gross Time: 2:04.90 MileRate: 1:55.50 LeadTime: 8.50s First Qtr: 28.80s Second Qtr: 31.90s Third Qtr: 28.20s Fourth Qtr: 27.50s

DATA TABLE: 800 / 400 Posi's are position from leader and (how wide the horse was at that position)

No	Horse	Plc	Mar	800 Posi	400 Posi	Time	3rd Qtr	4th Qt
1	TIZZY LIZZIE	1	0.0m	0.0m (0)	0.0m (0)	2:04.90	28.20s	27.50s
9	SCOTTIE MACH	2	8.4m	4.0m (0)	4.0m (0)	2:05.51	28.20s	27.80s
8	THE TEXAS RANGER	3	17.2m	28.8m (1)	21.4m (2)	2:06.14	27.68s	27.21s
7	OUR REBEL YELL	4	17.7m	24.2m (1)	21.0m (1)	2:06.18	27.98s	27.27s
4	DEE TERROR	5	19.2m	9.0m (1)	7.2m (1)	2:06.29	28.09s	28.32s
5	SHOOBEE'S CHARM	6	21.3m	4.8m (1)	2.0m (1)	2:06.44	28.02s	28.82s
6	LOUIE THE PUNTER	7	22.3m	12.2m (0)	13.2m (0)	2:06.51	28.28s	28.12s
3	BURTON	8	22.4m	20.0m (1)	17.0m (1)	2:06.52	28.00s	27.87s
2	ROLL THE ACES	9	23.8m	13.4m (1)	12.0m (1)	2:06.62	28.11s	28.31s
10	THE CLOCK WINDER	10	24.6m	8.0m (0)	8.8m (0)	2:06.68	28.27s	28.58s

## Finish Position and metres gained

First Arrow shows distance gain/loss from 2nd Qtr to 3rd Qtr, Second Arrow shows distance gain/loss from 3rd Qtr to Finish  
Blue arrow indicates best gain in these quarters.



# Wagga Riverina Race 7 Distance 1740m

Friday, 17 January 2025




Gross Time: 2:04.20 MileRate: 1:54.90 LeadTime: 8.40s First Qtr: 28.80s Second Qtr: 31.60s Third Qtr: 26.70s Fourth Qtr: 28.70s

DATA TABLE: 800 / 400 Posi's are position from leader and (how wide the horse was at that position)

No	Horse	Plc	Mar	800 Posi	400 Posi	Time	3rd Qtr	4th Qt
9	ISLAND BOUHINIA	1	0.0m	10.6m (1)	12.2m (1)	2:04.20	26.84s	27.83s
7	MIRADOR LASS	2	2.7m	15.0m (1)	16.8m (1)	2:04.40	26.86s	27.69s
4	PIRANI PRINCESS	3	5.0m	6.6m (1)	6.8m (1)	2:04.58	26.72s	28.57s
8	THE TALK	4	7.4m	2.4m (1)	6.6m (0)	2:04.76	26.99s	28.76s
3	FE FE ON FIRE	5	13.7m	0.0m (0)	0.0m (0)	2:05.23	26.67s	29.68s
6	BONJORGE	6	15.9m	15.6m (0)	25.0m (0)	2:05.40	27.37s	28.05s
1	FIFTYSHADESOFHAY	7	21.7m	4.0m (0)	11.6m (0)	2:05.84	27.20s	29.42s
5	ROSIE POLLEN	8	123.3m	10.8m (0)	60.0m (0)	2:13.49	29.93s	33.22s
2	CYCLONE BELLA	9	198.9m	110.0m (0)	160.0m (0)	2:19.19	30.05s	31.48s

## Finish Position and metres gained

First Arrow shows distance gain/loss from 2nd Qtr to 3rd Qtr,  
Second Arrow shows distance gain/loss from 3rd Qtr to Finish  
Blue arrow indicates best gain in these quarters.



# Wagga Riverina Race 8 Distance 1740m

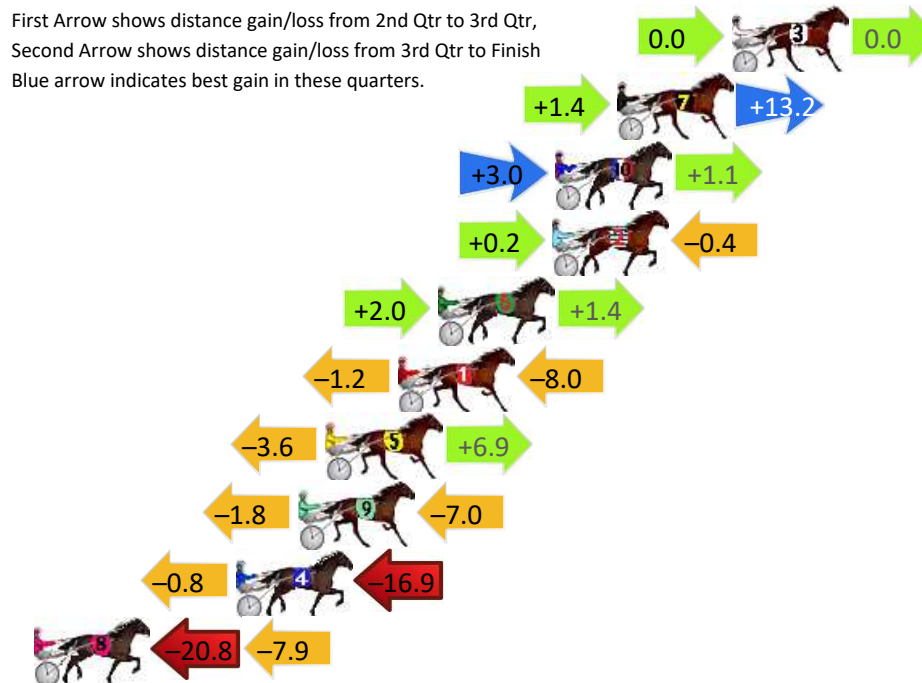
Friday, 17 January 2025

Gross Time: 2:02.60 MileRate: 1:53.40 LeadTime: 8.60s First Qtr: 29.50s Second Qtr: 29.20s Third Qtr: 27.30s Fourth Qtr: 28.00s

DATA TABLE: 800 / 400 Posi's are position from leader and (how wide the horse was at that position)


NoHorse	Plc	Mar	800 Posi	400 Posi	Time	3rd Qtr	4th Qt
3 MIGHTY FLYING ART	1	0.0m	0.0m (0)	0.0m (0)	2:02.60	27.30s	28.00s
7 HORN PLAYER	2	4.6m	19.2m (1)	17.8m (1)	2:02.94	27.22s	27.08s
10 CAPTAINS CATCH	3	7.1m	11.2m (1)	8.2m (3)	2:03.12	27.09s	27.92s
2 BROOKLYNS BEST	4	7.2m	7.0m (1)	6.8m (2)	2:03.13	27.29s	28.03s
6 DORRISTOPAYTHEBIL L	5	11.8m	15.2m (1)	13.2m (2)	2:03.47	27.16s	27.90s
1 MASTER GOUDA	6	13.4m	4.2m (0)	5.4m (0)	2:03.59	27.38s	28.56s
5 TITIWHA	7	16.3m	19.6m (0)	23.2m (0)	2:03.80	27.55s	27.52s
9 JILLIBY FABIO	8	17.4m	8.6m (0)	10.4m (0)	2:03.88	27.42s	28.49s
4 JUST ROLLYOUROWN	9	19.9m	2.2m (1)	3.0m (1)	2:04.06	27.34s	29.18s
8 ARDENS REALITY	10	43.9m	15.2m (0)	36.0m (0)	2:05.83	28.72s	28.55s

## Finish Position and metres gained



800

Visual positions in race at 2nd Quarter



400

Visual positions in race at 3rd Quarter

