



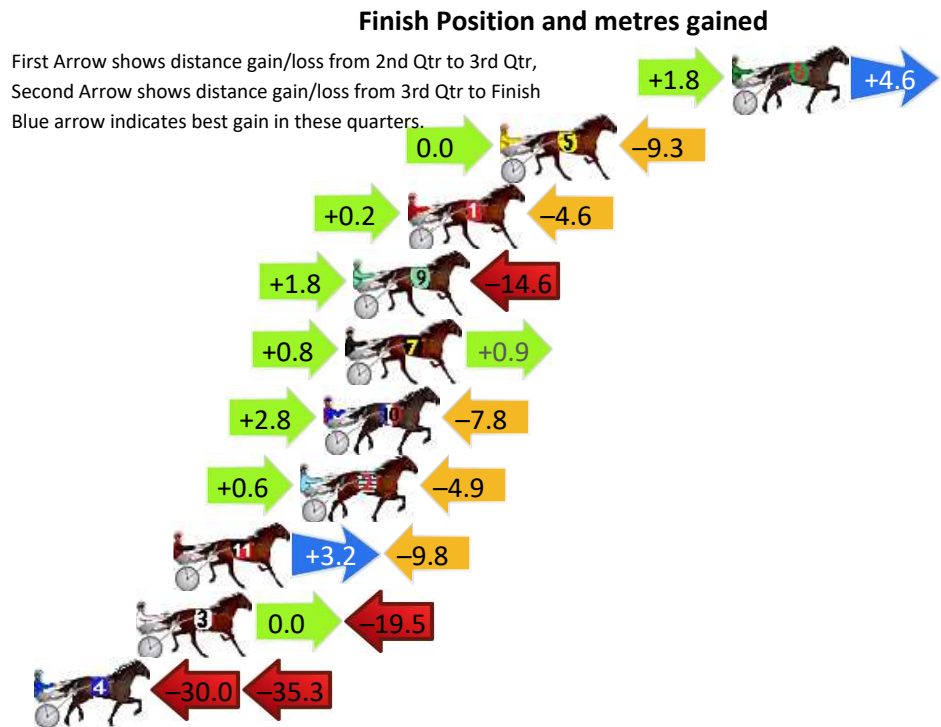
Menangle Race 1 Distance 1609m

Saturday, 18 January 2025

Gross Time: 1:51.70 MileRate: 1:51.70 LeadTime: 0.00s First Qtr: 27.30s Second Qtr: 29.90s Third Qtr: 27.90s Fourth Qtr: 26.60s

DATA TABLE: 800 / 400 Posi's are position from leader and (how wide the horse was at that position)

No	Horse	Plc	Mar	800 Posi	400 Posi	Time	3rd Qtr	4th Qt
6	MAJOR MAJOR	1	0.0m	6.4m (1)	4.6m (1)	1:51.70	27.77s	26.30s
5	DOM TORETTO	2	9.3m	0.0m (0)	0.0m (0)	1:52.35	27.92s	27.21s
1	BLUTO	3	13.0m	8.6m (0)	8.4m (0)	1:52.61	27.89s	26.90s
9	CAULONIA COURAGE	4	15.2m	2.4m (1)	0.6m (1)	1:52.77	27.80s	27.57s
7	DOUBLE ACT	5	15.5m	17.2m (0)	16.4m (0)	1:52.79	27.84s	26.54s
10	STRAVINSKY	6	16.4m	11.4m (1)	8.6m (1)	1:52.85	27.72s	27.12s
2	SAHARA SIROCCO	7	17.3m	13.0m (0)	12.4m (0)	1:52.91	27.87s	26.92s
11	WAVETHEBILL	8	22.4m	15.8m (1)	12.6m (1)	1:53.27	27.70s	27.25s
3	MONTALBANO	9	23.9m	4.4m (0)	4.4m (0)	1:53.38	27.93s	27.89s
4	COMPETE	10	135.3m	70.0m (0)	100.0m (0)	2:01.19	29.99s	28.93s



Menangle Race 2 Distance 2300m

Saturday, 18 January 2025


Gross Time: 2:45.10 MileRate: 1:55.50 LeadTime: 49.40s First Qtr: 29.80s Second Qtr: 30.30s Third Qtr: 28.30s Fourth Qtr: 27.30s

DATA TABLE: 800 / 400 Posi's are position from leader and (how wide the horse was at that position)

No	Horse	Plc	Mar	800 Posi	400 Posi	Time	3rd Qtr	4th Qt
1	TOORAM MAGIC	1	0.0m	4.2m (0)	4.8m (0)	2:45.10	28.34s	26.97s
8	JORDY	2	6.4m	9.8m (1)	5.8m (1)	2:45.56	28.02s	27.34s
9	ALLSTARZZZ FRANKIE	3	7.0m	13.8m (1)	10.0m (1)	2:45.60	28.03s	27.10s
3	ROLL WITH SLOY	4	8.0m	12.2m (0)	13.2m (0)	2:45.67	28.36s	26.95s
4	SHEFFIELD SPARKY	5	8.1m	0.0m (0)	0.0m (0)	2:45.68	28.31s	27.85s
2	SUPERSEDE	6	12.1m	8.2m (0)	9.2m (0)	2:45.97	28.37s	27.50s
7	HEAVENLY HOLLY	7	14.9m	18.4m (1)	15.0m (1)	2:46.17	28.06s	27.29s
5	VINKE B	8	15.4m	5.8m (1)	1.8m (1)	2:46.21	28.04s	28.22s
6	PORT AU PRINCE	9	18.5m	16.4m (0)	18.6m (0)	2:46.43	28.45s	27.29s

Finish Position and metres gained

First Arrow shows distance gain/loss from 2nd Qtr to 3rd Qtr, Second Arrow shows distance gain/loss from 3rd Qtr to Finish
Blue arrow indicates best gain in these quarters.



800

Visual positions in race at 2nd Quarter



400

Visual positions in race at 3rd Quarter



Menangle Race 3 Distance 1609m

Saturday, 18 January 2025


Gross Time: 1:49.00 MileRate: 1:49.00 LeadTime: 0.00s First Qtr: 26.30s Second Qtr: 28.80s Third Qtr: 27.30s Fourth Qtr: 26.60s

DATA TABLE: 800 / 400 Posi's are position from leader and (how wide the horse was at that position)

No	Horse	Plc	Mar	800 Posi	400 Posi	Time	3rd Qtr	4th Qt
5	NYACK	1	0.0m	4.4m (0)	4.0m (0)	1:49.00	27.27s	26.34s
10	CAPTAINS KNOCK	2	6.5m	15.2m (1)	16.0m (2)	1:49.46	27.35s	25.97s
7	WASA HEAT SEEKER	3	6.6m	0.0m (0)	0.0m (0)	1:49.46	27.31s	27.04s
2	ARDENS ACE	4	10.4m	8.4m (0)	8.6m (0)	1:49.73	27.31s	26.72s
6	PETES SAID SO	5	11.2m	7.0m (1)	8.6m (1)	1:49.79	27.41s	26.77s
8	TERRY	6	12.8m	11.2m (1)	11.6m (2)	1:49.90	27.33s	26.68s
11	MY ULTIMATE RONNIE	7	18.0m	17.6m (0)	16.8m (1)	1:50.26	27.25s	26.68s
3	LINE UP	8	18.8m	12.6m (0)	13.2m (0)	1:50.32	27.35s	26.97s
9	IM THE FALCON	9	24.2m	3.0m (1)	4.6m (1)	1:50.70	27.42s	27.90s
4	ARMA EINSTEIN	10	39.7m	23.4m (0)	24.2m (0)	1:51.78	27.37s	27.62s

Finish Position and metres gained

First Arrow shows distance gain/loss from 2nd Qtr to 3rd Qtr, Second Arrow shows distance gain/loss from 3rd Qtr to Finish
Blue arrow indicates best gain in these quarters.



800

Visual positions in race at 2nd Quarter



400

Visual positions in race at 3rd Quarter



Menangle Race 4 Distance 1609m

Saturday, 18 January 2025

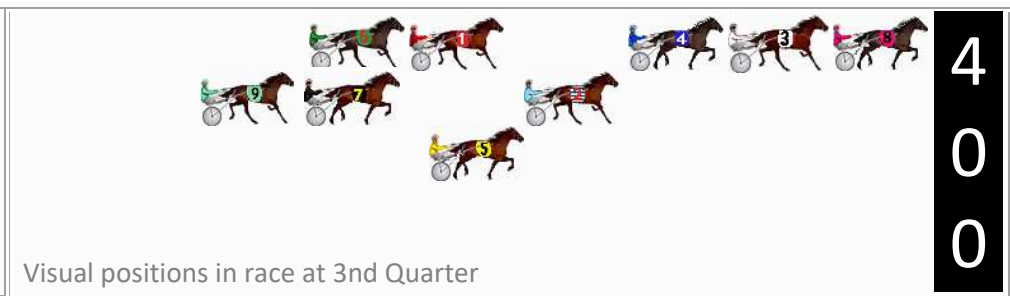
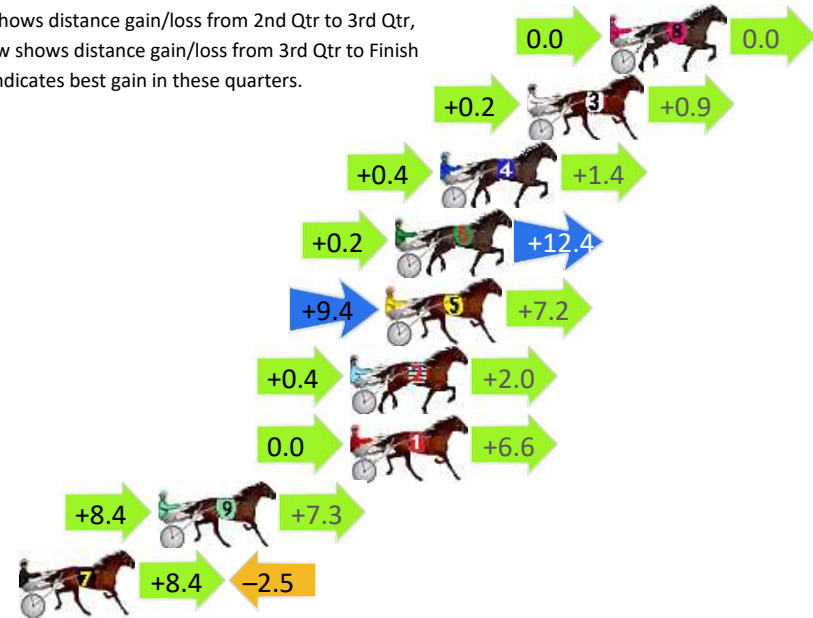
Gross Time: 1:51.20 MileRate: 1:51.20 LeadTime: 0.00s First Qtr: 27.10s Second Qtr: 28.50s Third Qtr: 28.80s Fourth Qtr: 26.80s

DATA TABLE: 800 / 400 Posi's are position from leader and (how wide the horse was at that position)

No	Horse	Plc	Mar	800 Posi	400 Posi	Time	3rd Qtr	4th Qt
8	THE BIGBOSS	1	0.0m	0.0m (0)	0.0m (0)	1:51.20	28.80s	26.80s
3	PROMISING	2	3.3m	4.4m (0)	4.2m (0)	1:51.43	28.78s	26.74s
4	THE METAL FLYER	3	6.8m	8.6m (0)	8.2m (0)	1:51.68	28.77s	26.71s
6	HAVEYOUCHECKEDIN	4	8.6m	21.2m (0)	21.0m (0)	1:51.81	28.76s	25.97s
5	JOELITA	5	9.0m	25.6m (0)	16.2m (2)	1:51.84	28.13s	26.32s
2	DAN FERNANDO	6	10.4m	12.8m (0)	12.4m (1)	1:51.93	28.77s	26.67s
1	VAMOS	7	10.4m	17.0m (0)	17.0m (0)	1:51.93	28.78s	26.36s
9	MISTER MANAGER	8	18.1m	33.8m (0)	25.4m (1)	1:52.48	28.20s	26.31s
7	MY STELLA ROSE	9	23.7m	29.6m (0)	21.2m (1)	1:52.87	28.23s	26.97s

Finish Position and metres gained

First Arrow shows distance gain/loss from 2nd Qtr to 3rd Qtr, Second Arrow shows distance gain/loss from 3rd Qtr to Finish
Blue arrow indicates best gain in these quarters.



Menangle Race 5 Distance 1609m

Saturday, 18 January 2025



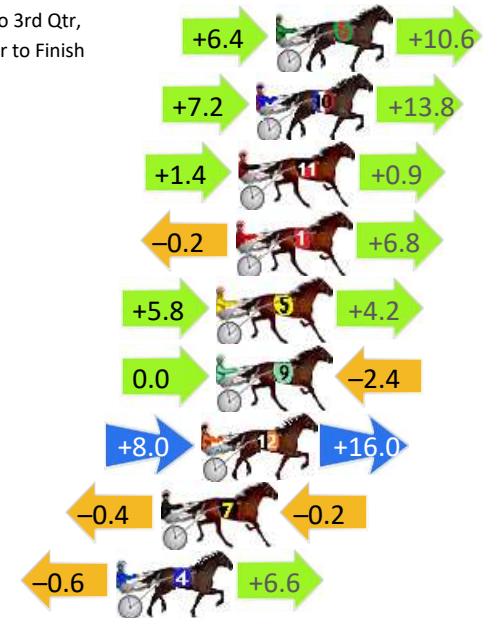
Gross Time: 1:50.30 MileRate: 1:50.30 LeadTime: 0.00s First Qtr: 26.70s Second Qtr: 28.10s Third Qtr: 28.80s Fourth Qtr: 26.70s

DATA TABLE: 800 / 400 Posi's are position from leader and (how wide the horse was at that position)

No	Horse	Plc	Mar	800 Posi	400 Posi	Time	3rd Qtr	4th Qt
6	PROMISELAND	1	0.0m	17.0m (1)	10.6m (1)	1:50.30	28.33s	26.00s
10	TAY TAY	2	0.8m	21.8m (1)	14.6m (1)	1:50.36	28.27s	25.78s
11	AARDIES EXPRESS	3	1.5m	3.8m (1)	2.4m (1)	1:50.41	28.70s	26.64s
1	SHEZ SWEET LOUISE	4	1.6m	8.2m (0)	8.4m (0)	1:50.41	28.80s	26.25s
5	PANDAIA	5	2.4m	12.4m (1)	6.6m (1)	1:50.47	28.39s	26.42s
9	ILLAVABUBBLES	5	2.4m	0.0m (0)	0.0m (0)	1:50.47	28.81s	26.86s
12	EYE KEEP SMILING	7	3.0m	27.0m (1)	19.0m (1)	1:50.51	28.21s	25.64s
7	MY MOONLITE DREAM	8	4.6m	4.0m (0)	4.4m (0)	1:50.62	28.83s	26.71s
4	WINDY HILL TARA	9	6.4m	12.4m (0)	13.0m (0)	1:50.75	28.82s	26.26s

Finish Position and metres gained

First Arrow shows distance gain/loss from 2nd Qtr to 3rd Qtr, Second Arrow shows distance gain/loss from 3rd Qtr to Finish
Blue arrow indicates best gain in these quarters.



Menangle Race 6 Distance 2300m

Saturday, 18 January 2025

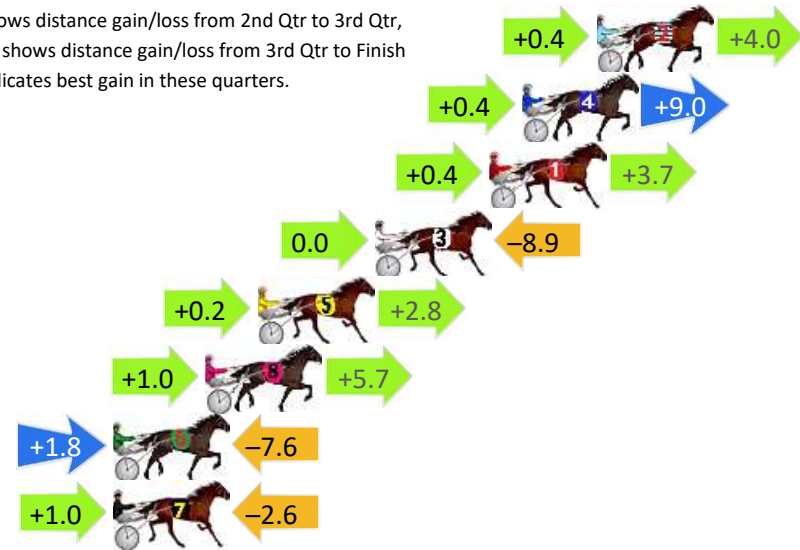
Gross Time: 2:45.70 MileRate: 1:55.90 LeadTime: 50.30s First Qtr: 30.90s Second Qtr: 29.80s Third Qtr: 27.80s Fourth Qtr: 26.90s

DATA TABLE: 800 / 400 Posi's are position from leader and (how wide the horse was at that position)

No	Horse	Plc	Mar	800 Posi	400 Posi	Time	3rd Qtr	4th Qt
2	BARTELLO	1	0.0m	4.4m (0)	4.0m (0)	2:45.70	27.77s	26.63s
4	HAS THE COURAGE	2	3.0m	12.4m (0)	12.0m (0)	2:45.91	27.76s	26.30s
1	CASH AND BLING	3	4.3m	8.4m (0)	8.0m (0)	2:46.00	27.77s	26.65s
3	TITIAN RAIDER	4	8.9m	0.0m (0)	0.0m (0)	2:46.33	27.81s	27.50s
5	RED REACTOR	5	13.6m	16.6m (0)	16.4m (0)	2:46.66	27.78s	26.71s
8	ONE FOR THE RODI	6	15.7m	22.4m (1)	21.4m (1)	2:46.81	27.73s	26.52s
6	MAJOR JELLIS	7	19.4m	13.6m (1)	11.8m (1)	2:47.07	27.69s	27.41s
7	OUR UNCLE JIM	8	19.4m	17.8m (1)	16.8m (1)	2:47.07	27.73s	27.07s

Finish Position and metres gained

First Arrow shows distance gain/loss from 2nd Qtr to 3rd Qtr, Second Arrow shows distance gain/loss from 3rd Qtr to Finish
Blue arrow indicates best gain in these quarters.



8
0
0

Visual positions in race at 2nd Quarter



4
0
0

Visual positions in race at 3rd Quarter



Menangle Race 7 Distance 1609m

Saturday, 18 January 2025


Gross Time: 1:51.50 MileRate: 1:51.50 LeadTime: 0.00s First Qtr: 27.40s Second Qtr: 29.10s Third Qtr: 26.70s Fourth Qtr: 28.30s

DATA TABLE: 800 / 400 Posi's are position from leader and (how wide the horse was at that position)

No	Horse	Plc	Mar	800 Posi	400 Posi	Time	3rd Qtr	4th Qt
8	CHARLIES ACE	1	0.0m	5.0m (1)	9.2m (1)	1:51.50	27.01s	27.65s
7	MAJOR STATEMENT	2	3.1m	1.0m (1)	5.0m (1)	1:51.73	26.98s	28.17s
1	RIO DE JANEIRO BLUE	3	9.9m	14.0m (0)	16.4m (0)	1:52.24	26.88s	27.84s
3	MICHAEL CAINE	4	12.2m	10.2m (1)	16.8m (1)	1:52.41	27.16s	27.98s
4	SWELL TIME	5	13.2m	4.2m (0)	4.8m (0)	1:52.48	26.72s	28.89s
2	MARATHON MAN	6	13.2m	9.6m (0)	12.0m (0)	1:52.48	26.86s	28.38s
5	ALIBERTO	7	14.1m	0.0m (0)	0.0m (0)	1:52.55	26.67s	29.29s
6	DESIDERIO	8	16.7m	14.4m (1)	22.4m (1)	1:52.74	27.26s	27.90s

Finish Position and metres gained

First Arrow shows distance gain/loss from 2nd Qtr to 3rd Qtr, Second Arrow shows distance gain/loss from 3rd Qtr to Finish Blue arrow indicates best gain in these quarters.



8
0
0

Visual positions in race at 2nd Quarter



4
0
0

Visual positions in race at 3rd Quarter

