

Goulburn Race 1 Distance 1710m

Monday, 20 January 2025


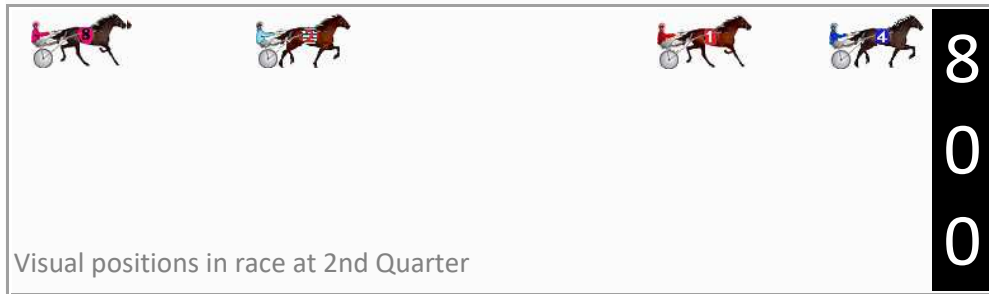
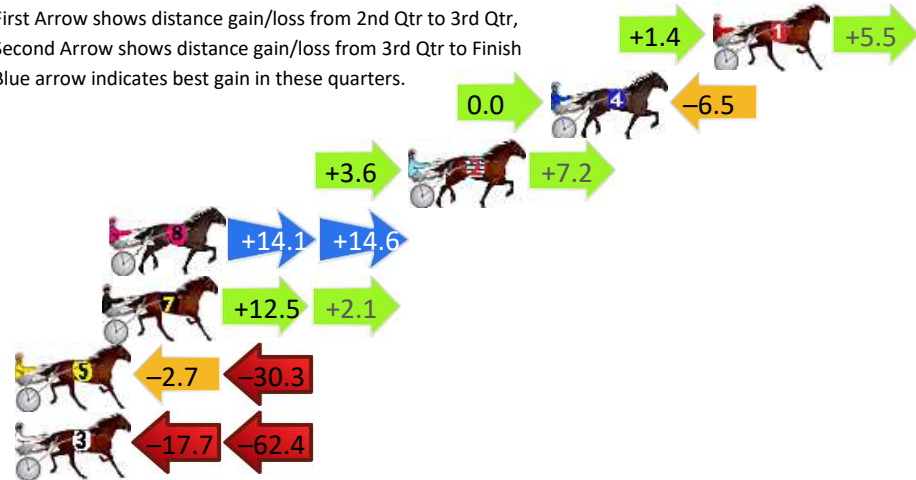
Gross Time: 2:01.20 MileRate: 1:54.00 LeadTime: 6.80s First Qtr: 27.40s Second Qtr: 28.90s Third Qtr: 28.00s Fourth Qtr: 30.10s

DATA TABLE: 800 / 400 Posi's are position from leader and (how wide the horse was at that position)

No	Horse	Plc	Mar	800 Posi	400 Posi	Time	3rd Qtr	4th Qt
1	RAISED THE BAR	1	0.0m	6.9m (0)	5.5m (0)	2:01.20	27.92s	29.70s
4	SIMPLES	2	6.5m	0.0m (0)	0.0m (0)	2:01.71	28.00s	30.61s
2	BUBBA NAY	3	12.2m	23.0m (0)	19.4m (0)	2:02.16	27.80s	29.66s
8	ITZ BAD	4	24.2m	52.9m (0)	38.8m (0)	2:03.11	27.12s	29.21s
7	ASTRAL STRIDE	5	24.5m	39.1m (0)	26.6m (0)	2:03.13	27.20s	30.11s
5	BRAEDIE WEARS RED	6	79.6m	46.6m (0)	49.3m (0)	2:07.47	28.32s	32.81s
3	GOLDNROCK	7	185.6m	105.5m (0)	123.2m (0)	2:15.83	29.56s	35.83s

Finish Position and metres gained

First Arrow shows distance gain/loss from 2nd Qtr to 3rd Qtr,
Second Arrow shows distance gain/loss from 3rd Qtr to Finish
Blue arrow indicates best gain in these quarters.



Goulburn Race 2 Distance 1710m

Monday, 20 January 2025

Gross Time: 2:02.70 MileRate: 1:55.40 LeadTime: 6.80s First Qtr: 29.50s Second Qtr: 29.70s Third Qtr: 27.60s Fourth Qtr: 29.10s

DATA TABLE: 800 / 400 Posi's are position from leader and (how wide the horse was at that position)

No	Horse	Plc	Mar	800 Posi	400 Posi	Time	3rd Qtr	4th Qt
10	WHEREISHE	1	0.0m	13.3m (1)	0.0m (1)	2:02.70	26.69s	29.10s
3	WILLS WAY	2	7.3m	0.0m (0)	3.4m (0)	2:03.26	27.84s	29.42s
7	FIFTYSHADES CRESCO	3	7.8m	22.1m (1)	14.2m (2)	2:03.30	27.09s	28.70s
6	JACKS UP	4	10.9m	17.4m (1)	9.7m (2)	2:03.53	27.09s	29.25s
4	LITTLE CESSNA	5	12.9m	14.0m (0)	23.3m (0)	2:03.68	28.28s	28.44s
8	SATIN BANYULA	6	13.2m	18.7m (0)	22.1m (1)	2:03.71	27.88s	28.55s
5	TELL ME THIS	7	16.3m	4.6m (1)	11.9m (1)	2:03.94	28.13s	29.50s
2	GENTLE GIANT	8	17.8m	8.7m (1)	16.5m (1)	2:04.06	28.17s	29.30s
9	WHY NOT SURF	9	22.9m	9.0m (0)	19.3m (0)	2:04.45	28.34s	29.49s
1	SPRINGFIELD DESIRE	10	44.8m	4.7m (0)	15.3m (0)	2:06.12	28.36s	31.44s

Finish Position and metres gained

First Arrow shows distance gain/loss from 2nd Qtr to 3rd Qtr, Second Arrow shows distance gain/loss from 3rd Qtr to Finish
Blue arrow indicates best gain in these quarters.



800

Visual positions in race at 2nd Quarter



400

Visual positions in race at 3rd Quarter



Goulburn Race 3 Distance 1710m

Monday, 20 January 2025


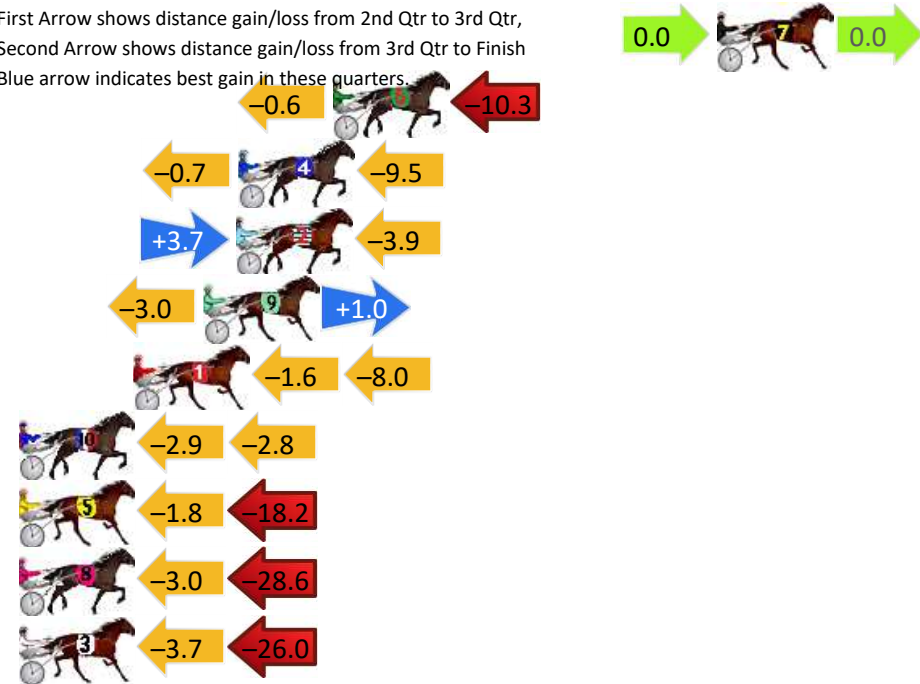
Gross Time: 2:02.70 MileRate: 1:55.50 LeadTime: 6.70s First Qtr: 29.30s Second Qtr: 30.10s Third Qtr: 28.60s Fourth Qtr: 28.00s

DATA TABLE: 800 / 400 Posi's are position from leader and (how wide the horse was at that position)

No	Horse	Plc	Mar	800 Posi	400 Posi	Time	3rd Qtr	4th Qt
7	FARFALLA STRIDE	1	0.0m	0.0m (0)	0.0m (0)	2:02.70	28.60s	28.00s
6	SPECIALIZE LOU	2	15.4m	4.5m (0)	5.1m (0)	2:03.83	28.64s	28.77s
4	MITTYS THREE ACES	3	19.2m	9.0m (0)	9.7m (0)	2:04.11	28.64s	28.73s
2	A ROCKNROLL STAR	4	19.3m	19.1m (1)	15.4m (3)	2:04.12	28.33s	28.34s
9	TUFFASOLDBOOTS	5	20.6m	18.6m (0)	21.6m (2)	2:04.22	28.80s	28.00s
1	BOLZANO	6	23.4m	13.8m (0)	15.4m (0)	2:04.42	28.70s	28.64s
10	GET US A TINNY	7	29.5m	23.8m (1)	26.7m (0)	2:04.87	28.79s	28.29s
5	DOUBLE SAID	8	30.1m	10.1m (1)	11.9m (2)	2:04.92	28.73s	29.38s
8	DANCING ART	9	36.6m	5.0m (1)	8.0m (1)	2:05.39	28.81s	30.13s
3	MY FRIEND MOLLY	10	44.8m	15.1m (1)	18.8m (1)	2:06.00	28.85s	29.98s

Finish Position and metres gained

First Arrow shows distance gain/loss from 2nd Qtr to 3rd Qtr, Second Arrow shows distance gain/loss from 3rd Qtr to Finish
Blue arrow indicates best gain in these quarters.



Goulburn Race 4 Distance 1710m

Monday, 20 January 2025


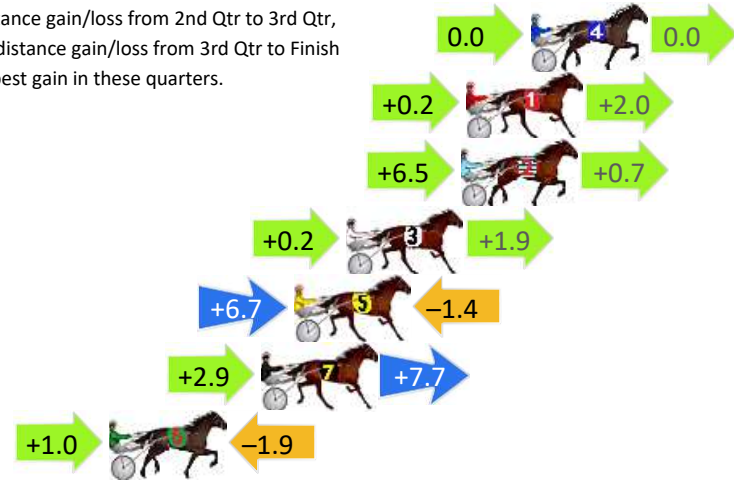
Gross Time: 2:00.50 MileRate: 1:53.40 LeadTime: 6.20s First Qtr: 29.50s Second Qtr: 29.10s Third Qtr: 27.10s Fourth Qtr: 28.60s

DATA TABLE: 800 / 400 Posi's are position from leader and (how wide the horse was at that position)

No	Horse	Plc	Mar	800 Posi	400 Posi	Time	3rd Qtr	4th Qt
4	MY CRACKLING ROSIE	1	0.0m	0.0m (0)	0.0m (0)	2:00.50	27.10s	28.60s
1	FRANCO TYSON	2	2.6m	4.8m (0)	4.6m (0)	2:00.70	27.10s	28.48s
2	ROCKIN GEMMA	3	2.8m	10.0m (1)	3.5m (1)	2:00.71	26.67s	28.57s
3	HARPERVILLE	4	7.4m	9.5m (0)	9.3m (0)	2:01.06	27.10s	28.52s
5	THE TEXAS RANGER	5	9.5m	14.8m (1)	8.1m (1)	2:01.21	26.67s	28.75s
7	CARBAGANOOSH	6	10.8m	21.4m (0)	18.5m (1)	2:01.31	26.94s	28.13s
6	OUR GEORGE BOSTON	7	16.9m	16.0m (0)	15.0m (0)	2:01.77	27.06s	28.83s

Finish Position and metres gained

First Arrow shows distance gain/loss from 2nd Qtr to 3rd Qtr, Second Arrow shows distance gain/loss from 3rd Qtr to Finish
Blue arrow indicates best gain in these quarters.



8
0
0

Visual positions in race at 2nd Quarter



4
0
0

Visual positions in race at 3rd Quarter



Goulburn Race 5 Distance 1710m

Monday, 20 January 2025



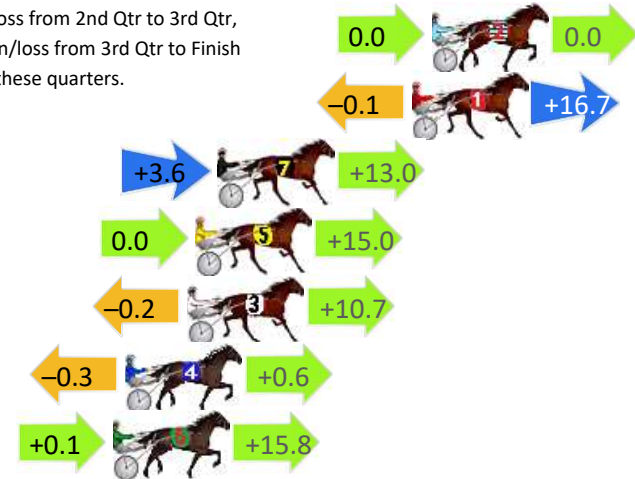
Gross Time: 2:03.70 MileRate: 1:56.50 LeadTime: 6.60s First Qtr: 31.50s Second Qtr: 30.50s Third Qtr: 26.80s Fourth Qtr: 28.30s

DATA TABLE: 800 / 400 Posi's are position from leader and (how wide the horse was at that position)

No	Horse	Plc	Mar	800 Posi	400 Posi	Time	3rd Qtr	4th Qt
2	MONEYS ON MATILDA	1	0.0m	0.0m (0)	0.0m (0)	2:03.70	26.80s	28.30s
1	THE EX HORSEIST	2	0.8m	17.4m (0)	17.5m (0)	2:03.76	26.84s	27.16s
7	HAIL LUCIUS	3	8.6m	25.2m (0)	21.6m (0)	2:04.34	26.60s	27.46s
5	KUZMA	4	9.5m	24.5m (1)	24.5m (1)	2:04.41	26.85s	27.33s
3	HERE COMES BOBBY	5	9.8m	20.3m (1)	20.5m (1)	2:04.43	26.85s	27.63s
4	MAN MOUNTAIN	6	12.3m	12.6m (0)	12.9m (0)	2:04.61	26.84s	28.33s
6	WHATABOYJACK	7	12.8m	28.7m (1)	28.6m (1)	2:04.65	26.85s	27.29s

Finish Position and metres gained

First Arrow shows distance gain/loss from 2nd Qtr to 3rd Qtr,
Second Arrow shows distance gain/loss from 3rd Qtr to Finish
Blue arrow indicates best gain in these quarters.



Visual positions in race at 2nd Quarter

Visual positions in race at 3rd Quarter



Goulburn Race 6 Distance 2240m

Monday, 20 January 2025



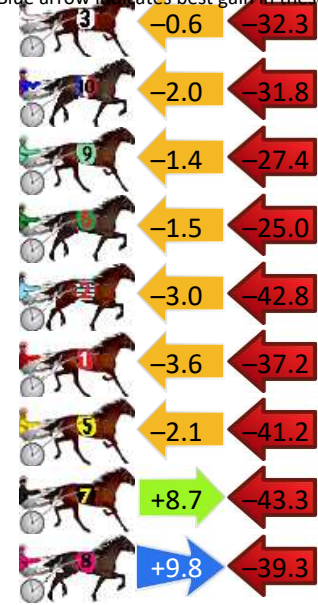
Gross Time: 2:41.20 MileRate: 1:55.80 LeadTime: 43.20s First Qtr: 32.00s Second Qtr: 30.00s Third Qtr: 28.50s Fourth Qtr: 27.50s

DATA TABLE: 800 / 400 Posi's are position from leader and (how wide the horse was at that position)

No	Horse	Plc	Mar	800 Posi	400 Posi	Time	3rd Qtr	4th Qt
4	RED SAPPHIRE	1	0.0m	0.0m (0)	0.0m (0)	2:41.20	28.50s	27.50s
3	ALPHA STRIDE	2	36.9m	4.0m (0)	4.6m (0)	2:43.87	28.54s	29.85s
10	AGIFTFROMTHEANGELS	3	41.6m	7.8m (1)	9.8m (2)	2:44.21	28.63s	29.83s
9	IDEAL ANDY	4	41.8m	13.0m (0)	14.4m (1)	2:44.22	28.58s	29.52s
6	ELECTRA GIRL	5	43.4m	16.9m (1)	18.4m (2)	2:44.34	28.59s	29.36s
2	PENCIL ME IN	6	49.1m	3.3m (1)	6.3m (1)	2:44.75	28.71s	30.61s
1	CLASSICMAJOR	7	49.3m	8.5m (0)	12.1m (0)	2:44.77	28.74s	30.23s
5	IMPULSIVE GEORGE	8	55.6m	12.3m (1)	14.4m (2)	2:45.22	28.63s	30.52s
7	BART MAGUIRE	9	56.0m	21.4m (1)	12.7m (3)	2:45.25	27.87s	30.67s
8	TROUBLE IN HEAVEN	9	56.0m	26.5m (1)	16.7m (3)	2:45.25	27.79s	30.39s

Finish Position and metres gained

First Arrow shows distance gain/loss from 2nd Qtr to 3rd Qtr, Second Arrow shows distance gain/loss from 3rd Qtr to Finish. Blue arrow indicates best gain in these quarters.



Goulburn Race 7 Distance 1710m

Monday, 20 January 2025


Gross Time: 2:03.80 MileRate: 1:56.50 LeadTime: 6.70s First Qtr: 30.60s Second Qtr: 29.70s Third Qtr: 28.30s Fourth Qtr: 28.50s

DATA TABLE: 800 / 400 Posi's are position from leader and (how wide the horse was at that position)

No	Horse	Plc	Mar	800 Posi	400 Posi	Time	3rd Qtr	4th Qt
2	MAJOR HUSS	1	0.0m	11.9m (1)	7.4m (1)	2:03.80	27.99s	27.98s
6	WILL I AM	2	3.8m	0.0m (0)	0.0m (0)	2:04.08	28.30s	28.78s
8	SNEAK A PEEK	3	6.7m	17.5m (2)	8.5m (2)	2:04.30	27.67s	28.40s
5	BEER MONEY	4	8.7m	8.5m (0)	7.9m (0)	2:04.45	28.26s	28.59s
1	MY LADY SARAH	5	9.1m	4.6m (0)	4.0m (0)	2:04.48	28.26s	28.90s
3	BENTLY BULLET	6	10.5m	15.8m (1)	11.3m (1)	2:04.59	27.99s	28.49s
10	LITTLE FRENCHIE	7	10.6m	16.8m (0)	15.9m (1)	2:04.59	28.24s	28.17s
9	HEAVENLY REASON	8	13.5m	12.5m (0)	12.5m (0)	2:04.81	28.30s	28.63s
11	HES GOT THE LOOK	9	15.1m	9.5m (2)	2.8m (1)	2:04.93	27.83s	29.43s
7	ACE OF REASON	10	16.6m	21.0m (1)	17.6m (2)	2:05.04	28.07s	28.50s

Finish Position and metres gained

First Arrow shows distance gain/loss from 2nd Qtr to 3rd Qtr, Second Arrow shows distance gain/loss from 3rd Qtr to Finish
Blue arrow indicates best gain in these quarters.



800

Visual positions in race at 2nd Quarter



400

Visual positions in race at 3rd Quarter

