

Junee Race 1 Distance 1760m

Tuesday, 21 January 2025


Gross Time: 2:10.60 MileRate: 1:59.40 LeadTime: 9.20s First Qtr: 31.70s Second Qtr: 31.10s Third Qtr: 29.60s Fourth Qtr: 29.00s

DATA TABLE: 800 / 400 Posi's are position from leader and (how wide the horse was at that position)

No	Horse	Plc	Mar	800 Posi	400 Posi	Time	3rd Qtr	4th Qt
6	ZOLTON	1	0.0m	6.6m (1)	5.8m (1)	2:10.60	29.54s	28.58s
2	SHEZ BETTORS BABE	2	2.8m	4.2m (0)	4.4m (0)	2:10.81	29.61s	28.88s
5	THATS THE ATTITUDE	3	3.3m	2.4m (1)	1.6m (1)	2:10.85	29.54s	29.12s
8	BETTERTHANTHEBOYZ	4	6.0m	10.6m (1)	10.4m (1)	2:11.06	29.58s	28.68s
1	THE LURKER	5	10.3m	8.8m (0)	10.0m (0)	2:11.38	29.69s	29.02s
4	NO MORE PROMISES	6	12.9m	0.0m (0)	0.0m (0)	2:11.58	29.61s	29.93s
7	CRACKER MISS	7	14.1m	13.6m (0)	15.4m (0)	2:11.67	29.73s	28.91s
10	ALL SO SASSY	8	14.7m	14.6m (1)	14.4m (1)	2:11.72	29.59s	29.02s

Finish Position and metres gained

First Arrow shows distance gain/loss from 2nd Qtr to 3rd Qtr, Second Arrow shows distance gain/loss from 3rd Qtr to Finish Blue arrow indicates best gain in these quarters.



800

Visual positions in race at 2nd Quarter



400

Visual positions in race at 3rd Quarter



Junee Race 2 Distance 2170m

Tuesday, 21 January 2025


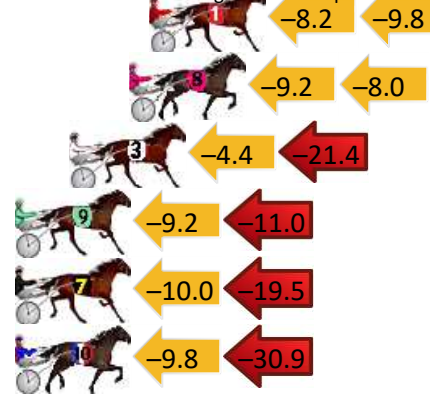
Gross Time: 2:42.60 MileRate: 2:00.60 LeadTime: 42.40s First Qtr: 33.20s Second Qtr: 31.10s Third Qtr: 27.80s Fourth Qtr: 28.10s

DATA TABLE: 800 / 400 Posi's are position from leader and (how wide the horse was at that position)

NoHorse	Plc	Mar	800 Posi	400 Posi	Time	3rd Qtr	4th Qt
5	ART OF TERROR	1	0.0m	0.2m (1)	2:42.60	27.79s	28.10s
1	LUVTOO	2	22.6m	4.6m (0)	2:44.27	28.37s	28.78s
8	FATHER BOB	3	23.4m	6.2m (1)	2:44.33	28.44s	28.66s
3	MORESCO	4	25.8m	0.0m (0)	2:44.51	28.10s	29.59s
9	SPORTY MICKILLA	5	29.2m	9.0m (0)	2:44.76	28.44s	28.87s
7	CHEEZ	6	44.1m	14.6m (0)	2:45.86	28.49s	29.46s
10	SLIPPIN THE LIFE	7	50.9m	20.0m (1)	2:46.36	28.47s	30.26s

Finish Position and metres gained

First Arrow shows distance gain/loss from 2nd Qtr to 3rd Qtr,
Second Arrow shows distance gain/loss from 3rd Qtr to Finish
Blue arrow indicates best gain in these quarters.



Junee Race 3 Distance 1760m

Tuesday, 21 January 2025


Gross Time: 2:13.70 MileRate: 2:02.30 LeadTime: 11.50s First Qtr: 31.30s Second Qtr: 30.60s Third Qtr: 30.10s Fourth Qtr: 30.20s

DATA TABLE: 800 / 400 Posi's are position from leader and (how wide the horse was at that position)

NoHorse	Plc	Mar	800 Posi	400 Posi	Time	3rd Qtr	4th Qt
2 PRINCE PARKER	1	0.0m	0.0m (0)	0.0m (0)	2:13.70	30.10s	30.20s
8 SEEMESHINEYHEELS	2	6.4m	5.4m (1)	9.8m (2)	2:14.21	30.43s	29.94s
9 LOGAN REASON	3	12.6m	9.0m (2)	3.6m (2)	2:14.70	29.69s	30.88s
5 BLACK ART	4	13.7m	11.6m (1)	14.0m (0)	2:14.78	30.28s	30.18s
1 MOREARTSTHANCLASS	5	14.1m	3.8m (0)	5.8m (0)	2:14.81	30.25s	30.82s
7 MOST CERTAIN MICKY	6	14.2m	8.2m (0)	10.2m (1)	2:14.82	30.25s	30.50s
10 IMPERIOUS	7	18.0m	13.0m (2)	19.2m (1)	2:15.12	30.56s	30.11s
3 DIDNT I	8	18.5m	1.2m (1)	5.2m (1)	2:15.16	30.40s	31.20s
6 NAPOLI NIGHTS	9	21.8m	4.8m (2)	19.8m (0)	2:15.42	31.22s	30.35s
4 GRINFARON	10	57.9m	17.6m (2)	26.2m (0)	2:18.28	30.74s	32.58s


Finish Position and metres gained

First Arrow shows distance gain/loss from 2nd Qtr to 3rd Qtr, Second Arrow shows distance gain/loss from 3rd Qtr to Finish
Blue arrow indicates best gain in these quarters.



800

Visual positions in race at 2nd Quarter



400

Visual positions in race at 3rd Quarter



Junee Race 4 Distance 1760m

Tuesday, 21 January 2025

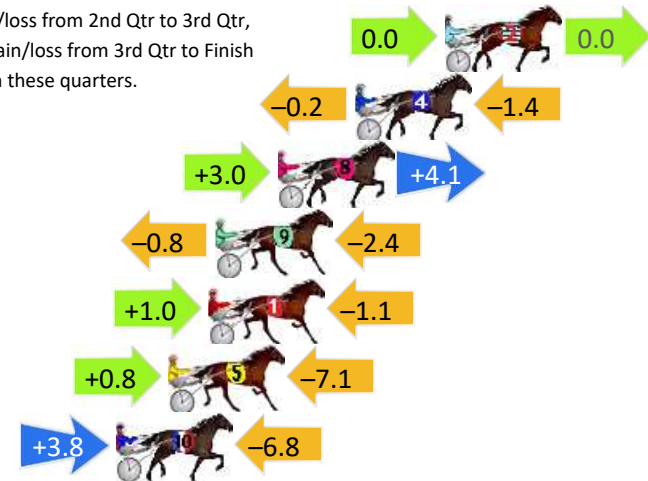
Gross Time: 2:14.00 MileRate: 2:02.50 LeadTime: 10.60s First Qtr: 33.20s Second Qtr: 32.20s Third Qtr: 29.20s Fourth Qtr: 28.80s

DATA TABLE: 800 / 400 Posi's are position from leader and (how wide the horse was at that position)

NoHorse	Plc	Mar	800 Posi	400 Posi	Time	3rd Qtr	4th Qt
2 DARK LUSTRE	1	0.0m	0.0m (0)	0.0m (0)	2:14.00	29.20s	28.80s
4 ULTIMATE TROUBLE	2	3.6m	2.0m (1)	2.2m (1)	2:14.27	29.22s	28.90s
8 MEGS MONARO	3	6.7m	13.8m (0)	10.8m (2)	2:14.51	28.98s	28.51s
9 ABRAHAM	4	9.2m	6.0m (1)	6.8m (1)	2:14.70	29.26s	28.97s
1 STARS ABROAD	5	9.5m	9.4m (0)	8.4m (0)	2:14.72	29.13s	28.88s
5 MAYWYNS LA NINA	6	11.1m	4.8m (0)	4.0m (0)	2:14.84	29.15s	29.31s
10 BEAU BROWN	7	13.2m	10.2m (1)	6.4m (2)	2:15.00	28.93s	29.29s

Finish Position and metres gained

First Arrow shows distance gain/loss from 2nd Qtr to 3rd Qtr,
Second Arrow shows distance gain/loss from 3rd Qtr to Finish
Blue arrow indicates best gain in these quarters.



8
0
0

Visual positions in race at 2nd Quarter



4
0
0

Visual positions in race at 3rd Quarter



Junee Race 5 Distance 1760m

Tuesday, 21 January 2025



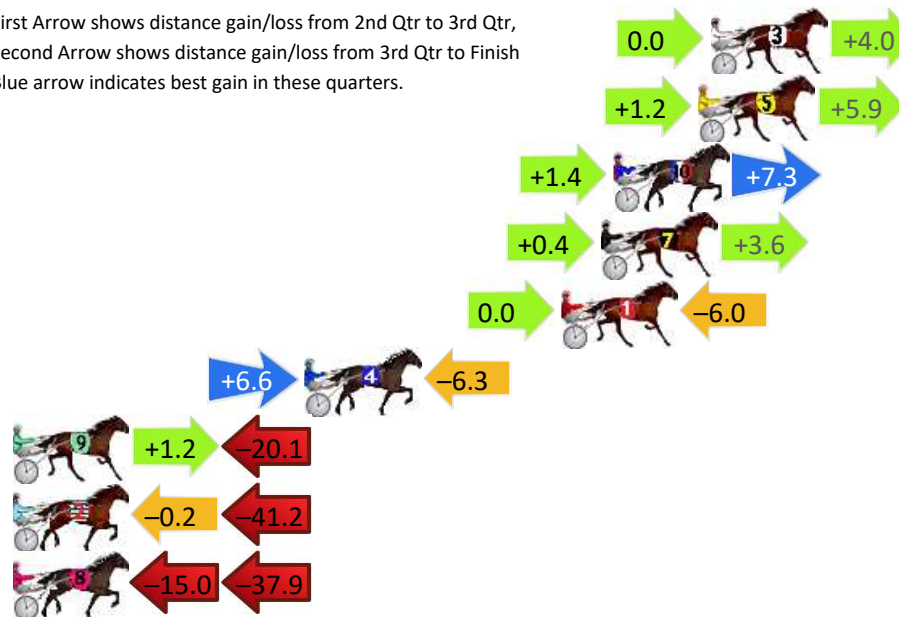
Gross Time: 2:13.50 MileRate: 2:02.10 LeadTime: 10.60s First Qtr: 29.90s Second Qtr: 31.60s Third Qtr: 31.20s Fourth Qtr: 30.20s

DATA TABLE: 800 / 400 Posi's are position from leader and (how wide the horse was at that position)

No	Horse	Plc	Mar	800 Posi	400 Posi	Time	3rd Qtr	4th Qt
3	POLKA DOT DANCE	1	0.0m	4.0m (0)	4.0m (0)	2:13.50	31.20s	29.90s
5	ARKLOW	2	0.5m	7.6m (1)	6.4m (2)	2:13.54	31.10s	29.76s
10	BLAZING	3	3.9m	12.6m (0)	11.2m (1)	2:13.81	31.08s	29.65s
7	JACKS LAST HOO RAA	4	4.4m	8.4m (0)	8.0m (0)	2:13.85	31.16s	29.93s
1	OURMATE GEEJAY	5	6.0m	0.0m (0)	0.0m (0)	2:13.97	31.21s	30.65s
4	GOODTIME JAZZI	6	16.3m	16.6m (0)	10.0m (3)	2:14.79	30.70s	30.67s
9	WEENEEDDREAMS	7	30.5m	11.6m (1)	10.4m (2)	2:15.91	31.13s	31.71s
2	THE MOUNTAIN	8	45.0m	3.6m (1)	3.8m (1)	2:17.06	31.27s	33.29s
8	LIFE GETS BETTER	9	97.9m	45.0m (0)	60.0m (0)	2:21.24	32.39s	33.05s

Finish Position and metres gained

First Arrow shows distance gain/loss from 2nd Qtr to 3rd Qtr, Second Arrow shows distance gain/loss from 3rd Qtr to Finish Blue arrow indicates best gain in these quarters.



Junee Race 6 Distance 1760m

Tuesday, 21 January 2025



Gross Time: 2:10.10 MileRate: 1:59.00 LeadTime: 10.70s First Qtr: 29.70s Second Qtr: 30.80s Third Qtr: 29.40s Fourth Qtr: 29.50s

DATA TABLE: 800 / 400 Posi's are position from leader and (how wide the horse was at that position)

No	Horse	Plc	Mar	800 Posi	400 Posi	Time	3rd Qtr	4th Qt
7	CHASING THE WIND	1	0.0m	1.8m (1)	0.8m (1)	2:10.10	29.33s	29.44s
3	HOLME BOY	2	5.8m	0.0m (0)	0.0m (0)	2:10.55	29.40s	29.93s
8	LOGAN DREAM	3	6.8m	6.0m (1)	5.4m (1)	2:10.63	29.36s	29.60s
1	GEOFFREY BEE	4	10.3m	8.2m (0)	9.6m (0)	2:10.90	29.50s	29.55s
4	OUR ROCKY	5	16.6m	10.6m (1)	9.6m (1)	2:11.38	29.33s	30.01s
9	ROCK QUEEN	6	18.1m	12.4m (0)	14.0m (0)	2:11.50	29.52s	29.80s
10	VILLAGE AREA	7	21.1m	16.6m (0)	18.4m (0)	2:11.73	29.53s	29.70s
5	REDBANK HARRY	8	23.5m	15.4m (1)	15.4m (1)	2:11.92	29.40s	30.09s
6	WESTERN BILL	9	24.0m	23.0m (0)	22.4m (0)	2:11.96	29.36s	29.62s
2	NIFTY RONALD	10	24.2m	4.4m (0)	5.8m (0)	2:11.97	29.50s	30.85s

Finish Position and metres gained

First Arrow shows distance gain/loss from 2nd Qtr to 3rd Qtr, Second Arrow shows distance gain/loss from 3rd Qtr to Finish
Blue arrow indicates best gain in these quarters.



800

Visual positions in race at 2nd Quarter



400

Visual positions in race at 3rd Quarter



Junee Race 7 Distance 1760m



Tuesday, 21 January 2025

Gross Time: 2:11.80 MileRate: 2:00.50 LeadTime: 10.80s First Qtr: 30.80s Second Qtr: 30.40s Third Qtr: 29.90s Fourth Qtr: 29.90s

DATA TABLE: 800 / 400 Posi's are position from leader and (how wide the horse was at that position)

No	Horse	Plc	Mar	800 Posi	400 Posi	Time	3rd Qtr	4th Qt
2	IDEAL CRUISER	1	0.0m	8.6m (1)	6.8m (1)	2:11.80	29.77s	29.39s
1	TASSIE SAFARI	2	0.4m	4.0m (0)	4.4m (0)	2:11.83	29.93s	29.60s
4	PENN STATION	3	2.1m	0.0m (0)	0.0m (0)	2:11.96	29.90s	30.06s
7	MISS PIPPA	4	8.3m	8.0m (0)	8.6m (0)	2:12.45	29.94s	29.88s
10	BETTORS MAGIC	5	17.5m	17.2m (1)	14.2m (1)	2:13.17	29.68s	30.15s
9	VALOR MAC	6	21.6m	3.4m (1)	2.0m (1)	2:13.49	29.80s	31.36s
8	ART OF RHYTHM	7	46.0m	12.6m (1)	6.6m (2)	2:15.40	29.45s	32.83s
3	JOLTED LOVER	8	58.7m	14.0m (0)	20.0m (0)	2:16.40	30.35s	32.78s

Finish Position and metres gained



Junee Race 8 Distance 1760m

Tuesday, 21 January 2025

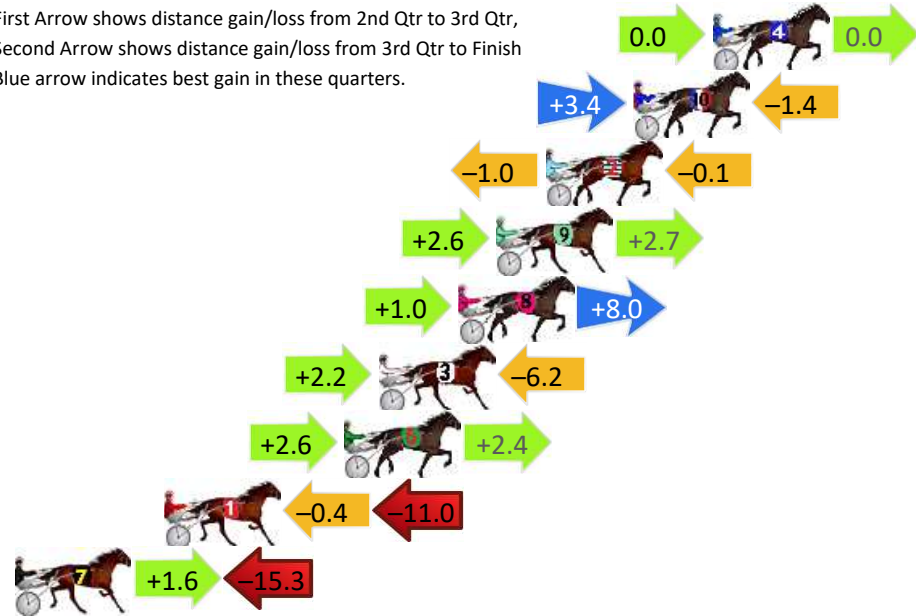
Gross Time: 2:17.10 MileRate: 2:05.40 LeadTime: 10.80s First Qtr: 33.10s Second Qtr: 33.40s Third Qtr: 29.80s Fourth Qtr: 30.00s

DATA TABLE: 800 / 400 Posi's are position from leader and (how wide the horse was at that position)

No	Horse	Plc	Mar	800 Posi	400 Posi	Time	3rd Qtr	4th Qt
4	CAMNAT	1	0.0m	0.0m (0)	0.0m (0)	2:17.10	29.80s	30.00s
10	MIAMI SURF	2	3.2m	5.2m (1)	1.8m (1)	2:17.35	29.55s	30.10s
2	MASTER OF ILLUSION	3	6.7m	5.6m (0)	6.6m (0)	2:17.63	29.87s	30.01s
9	ALICE ON THE BEACH	4	8.7m	14.0m (1)	11.4m (2)	2:17.78	29.61s	29.80s
8	LIZZADRO	5	10.2m	19.2m (1)	18.2m (1)	2:17.90	29.73s	29.40s
3	BONDI PRINCE	6	13.4m	9.4m (1)	7.2m (1)	2:18.15	29.63s	30.46s
6	SHERMAN	7	14.8m	19.8m (0)	17.2m (0)	2:18.26	29.61s	29.82s
1	INGERMARLA	8	22.0m	10.6m (0)	11.0m (0)	2:18.83	29.83s	30.82s
7	COMPLICATED	9	28.9m	15.2m (0)	13.6m (1)	2:19.37	29.68s	31.14s

Finish Position and metres gained

First Arrow shows distance gain/loss from 2nd Qtr to 3rd Qtr, Second Arrow shows distance gain/loss from 3rd Qtr to Finish
Blue arrow indicates best gain in these quarters.



800

Visual positions in race at 2nd Quarter



400

Visual positions in race at 3rd Quarter



Powered by

PJ Harness Analyser

Sectional Analysis Software

Not just form | Free Trial

www.facebook.com/PJHarnessRacing



RISE Digital, Harness Racing Australia nor the provider accepts any responsibility for the completeness or accuracy of any of the information contained herein, and makes no representations about its suitability for any particular purpose. Users should make their own judgements about those matters and/or seek independent advice. You assume all risks associated with use of data provided on this page

Junee Race 9 Distance 1760m

Tuesday, 21 January 2025

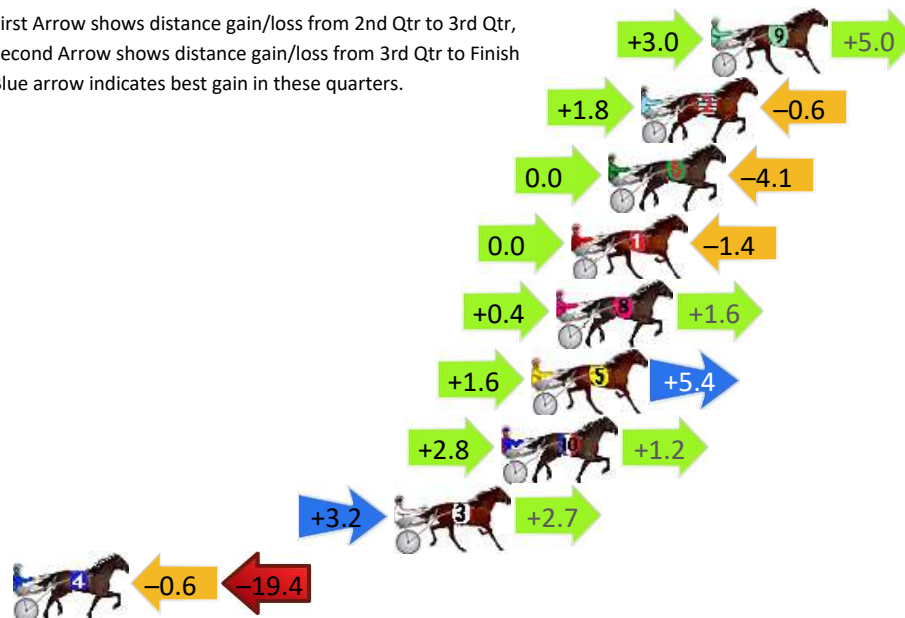
Gross Time: 2:14.70 MileRate: 2:03.20 LeadTime: 10.70s First Qtr: 32.90s Second Qtr: 31.60s Third Qtr: 30.30s Fourth Qtr: 29.20s

DATA TABLE: 800 / 400 Posi's are position from leader and (how wide the horse was at that position)

No	Horse	Plc	Mar	800 Posi	400 Posi	Time	3rd Qtr	4th Qt
9	SWEET OPTIONS	1	0.0m	8.0m (1)	5.0m (2)	2:14.70	30.07s	28.84s
2	SPREAD THE FEAR	2	2.8m	4.0m (1)	2.2m (1)	2:14.91	30.17s	29.24s
6	ELLAVA PACER	3	4.1m	0.0m (0)	0.0m (0)	2:15.01	30.31s	29.50s
1	JUNGLE SHARK	4	5.6m	4.2m (0)	4.2m (0)	2:15.13	30.30s	29.30s
8	PINK SCOOTER	5	6.2m	8.2m (0)	7.8m (1)	2:15.17	30.27s	29.08s
5	I LIKA STYLE	6	7.2m	14.2m (0)	12.6m (1)	2:15.25	30.17s	28.81s
10	LILYS REASON	7	8.4m	12.4m (1)	9.6m (2)	2:15.34	30.09s	29.11s
3	DOTTIE FEELS GOOD	8	12.7m	18.6m (0)	15.4m (0)	2:15.67	30.06s	29.00s
4	GLENBURNS WATERS	9	38.0m	18.0m (1)	18.6m (1)	2:17.61	30.37s	30.61s


Finish Position and metres gained

First Arrow shows distance gain/loss from 2nd Qtr to 3rd Qtr, Second Arrow shows distance gain/loss from 3rd Qtr to Finish
Blue arrow indicates best gain in these quarters.



800

Visual positions in race at 2nd Quarter



400

Visual positions in race at 3rd Quarter

