

Menangle Race 1 Distance 2300m

Tuesday, 21 January 2025

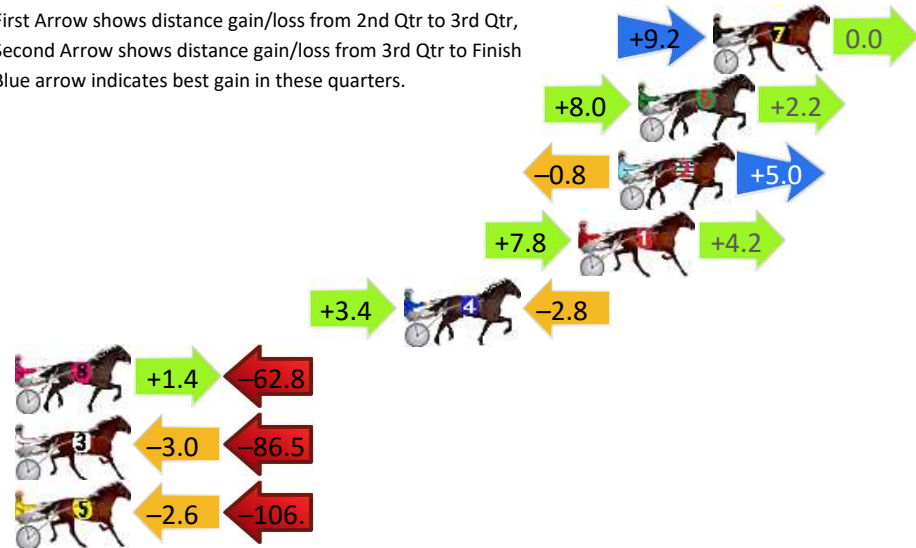
Gross Time: 2:56.70 MileRate: 2:02.00 LeadTime: 55.90s First Qtr: 29.70s Second Qtr: 30.00s Third Qtr: 31.00s Fourth Qtr: 30.10s

DATA TABLE: 800 / 400 Posi's are position from leader and (how wide the horse was at that position)

No	Horse	Plc	Mar	800 Posi	400 Posi	Time	3rd Qtr	4th Qt
7	FOOTTAPPER	1	0.0m	9.2m (1)	0.0m (2)	2:56.70	30.30s	30.10s
6	IMPACT STRIDE	2	3.0m	13.2m (1)	5.2m (2)	2:56.94	30.39s	29.94s
2	DAIMYO	3	3.8m	8.0m (0)	8.8m (1)	2:57.00	31.06s	29.73s
1	ADDICTIVE STRIDE	4	5.4m	17.4m (1)	9.6m (3)	2:57.13	30.40s	29.79s
4	RAKERO WARRIOR	5	12.4m	13.0m (0)	9.6m (2)	2:57.68	30.74s	30.31s
8	SALUTE STRIDE	6	66.6m	5.2m (1)	3.8m (1)	3:01.95	30.96s	34.80s
3	PHOEBE MAJESTIC	7	89.5m	0.0m (0)	3.0m (0)	3:03.76	31.32s	36.57s
5	LAST CLANSMAN	8	113.1m	4.0m (0)	6.6m (0)	3:05.62	31.32s	38.07s

Finish Position and metres gained

First Arrow shows distance gain/loss from 2nd Qtr to 3rd Qtr, Second Arrow shows distance gain/loss from 3rd Qtr to Finish Blue arrow indicates best gain in these quarters.



800

Visual positions in race at 2nd Quarter



400

Visual positions in race at 3rd Quarter



Menangle Race 2 Distance 2300m

Tuesday, 21 January 2025


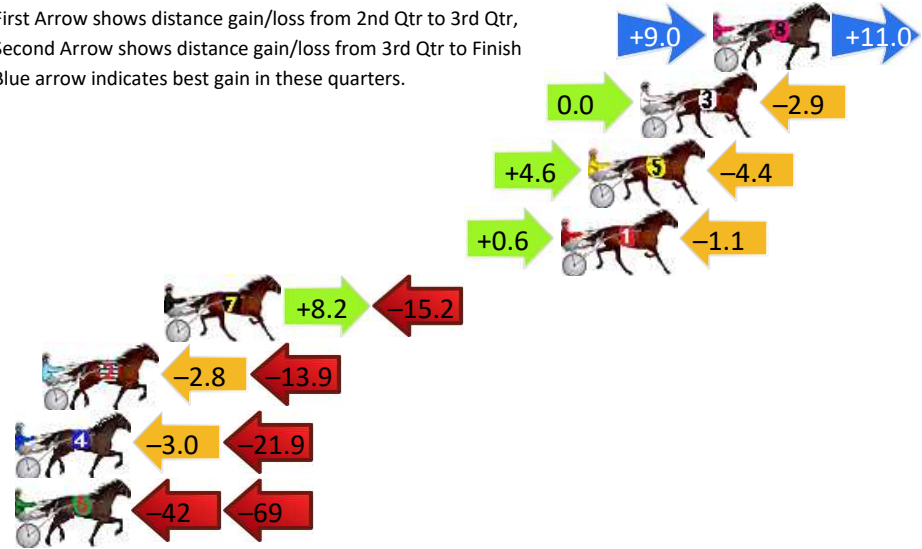
Gross Time: 2:52.20 MileRate: 1:58.40 LeadTime: 53.10s First Qtr: 31.00s Second Qtr: 29.90s Third Qtr: 28.50s Fourth Qtr: 29.70s

DATA TABLE: 800 / 400 Posi's are position from leader and (how wide the horse was at that position)

No	Horse	Plc	Mar	800 Posi	400 Posi	Time	3rd Qtr	4th Qt
8	AFFAIRE DE COVER	1	0.0m	20.0m (1)	11.0m (2)	2:52.20	27.87s	28.89s
3	FLASH KYVALLEY	2	2.9m	0.0m (0)	0.0m (0)	2:52.43	28.50s	29.91s
5	SHOULD BEABARCA	3	5.0m	5.2m (1)	0.6m (1)	2:52.59	28.16s	30.02s
1	VALLEY STAR	4	6.1m	5.6m (0)	5.0m (0)	2:52.67	28.45s	29.78s
7	MY LIGHTNING MCQUEEN	5	22.0m	15.0m (1)	6.8m (1)	2:53.91	27.88s	30.82s
2	TEDESCO	6	26.9m	10.2m (0)	13.0m (0)	2:54.29	28.68s	30.73s
4	VIKSUN	7	39.5m	14.6m (0)	17.6m (1)	2:55.27	28.68s	31.32s
6	ALDEBARAN JENSEN	8	129.0m	18.4m (3)	60.0m (0)	3:02.24	31.41s	34.79s

Finish Position and metres gained

First Arrow shows distance gain/loss from 2nd Qtr to 3rd Qtr, Second Arrow shows distance gain/loss from 3rd Qtr to Finish Blue arrow indicates best gain in these quarters.



8
0
0



4
0
0



Menangle Race 3 Distance 1609m

Tuesday, 21 January 2025


Gross Time: 1:54.20 MileRate: 1:54.20 LeadTime: 0.00s First Qtr: 29.00s Second Qtr: 29.00s Third Qtr: 26.80s Fourth Qtr: 29.40s

DATA TABLE: 800 / 400 Posi's are position from leader and (how wide the horse was at that position)

No	Horse	Plc	Mar	800 Posi	400 Posi	Time	3rd Qtr	4th Qt
7	MICKEY BE NIMBLE	1	0.0m	7.0m (1)	13.8m (1)	1:54.20	27.32s	28.39s
4	CONSIDER IT DONE	2	0.2m	2.6m (1)	8.0m (1)	1:54.22	27.20s	28.83s
5	KING COREY	3	2.6m	0.0m (0)	0.0m (0)	1:54.40	26.79s	29.59s
8	OUR ULTIMATE LOIS	4	6.3m	11.2m (1)	17.4m (2)	1:54.69	27.27s	28.59s
3	KNOCKOUT TYSON	5	13.1m	4.4m (0)	10.2m (0)	1:55.21	27.20s	29.61s
9	KILLARA KAMIKAZE	6	15.8m	16.4m (1)	24.0m (2)	1:55.42	27.36s	28.80s
1	WHAT FOR	7	18.1m	9.2m (0)	20.0m (0)	1:55.60	27.56s	29.26s
6	TAP OUT	8	19.4m	18.8m (0)	28.6m (0)	1:55.70	27.51s	28.73s
2	OLLIE ONE SHOT	9	24.0m	13.8m (0)	21.6m (1)	1:56.05	27.34s	29.58s

Finish Position and metres gained

First Arrow shows distance gain/loss from 2nd Qtr to 3rd Qtr, Second Arrow shows distance gain/loss from 3rd Qtr to Finish. Blue arrow indicates best gain in these quarters.



800

Visual positions in race at 2nd Quarter



400

Visual positions in race at 3rd Quarter



Menangle Race 4 Distance 1609m

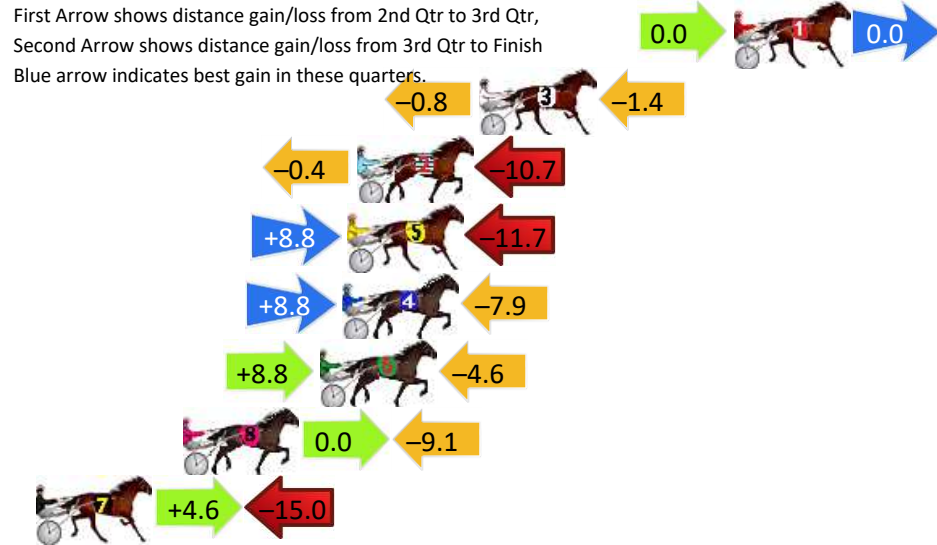
Tuesday, 21 January 2025

Gross Time: 1:53.00 MileRate: 1:53.00 LeadTime: 0.00s First Qtr: 28.40s Second Qtr: 28.40s Third Qtr: 28.80s Fourth Qtr: 27.40s

DATA TABLE: 800 / 400 Posi's are position from leader and (how wide the horse was at that position)

No	Horse	Plc	Mar	800 Posi	400 Posi	Time	3rd Qtr	4th Qt
1	BELLA DANZA	1	0.0m	0.0m (0)	0.0m (0)	1:53.00	28.80s	27.40s
3	SHEZA REBEL	2	10.2m	8.0m (0)	8.8m (0)	1:53.74	28.86s	27.50s
2	SHARPER MEMORY	3	15.1m	4.0m (0)	4.4m (0)	1:54.09	28.85s	28.13s
5	SKYE MARY MAC	4	15.5m	12.6m (1)	3.8m (1)	1:54.12	28.21s	28.20s
4	KATES VIRTUE	5	15.7m	16.6m (1)	7.8m (1)	1:54.13	28.20s	27.94s
6	CRACKABRIE	6	16.6m	20.8m (1)	12.0m (1)	1:54.20	28.19s	27.71s
8	PLAYFUL MISS	7	22.1m	13.0m (0)	13.0m (0)	1:54.59	28.82s	28.02s
7	CHARLIES ACE	8	30.2m	19.8m (0)	15.2m (2)	1:55.18	28.50s	28.42s

Finish Position and metres gained



8
0
0

Visual positions in race at 2nd Quarter



4
0
0

Visual positions in race at 3rd Quarter



Menangle Race 5 Distance 1609m

Tuesday, 21 January 2025

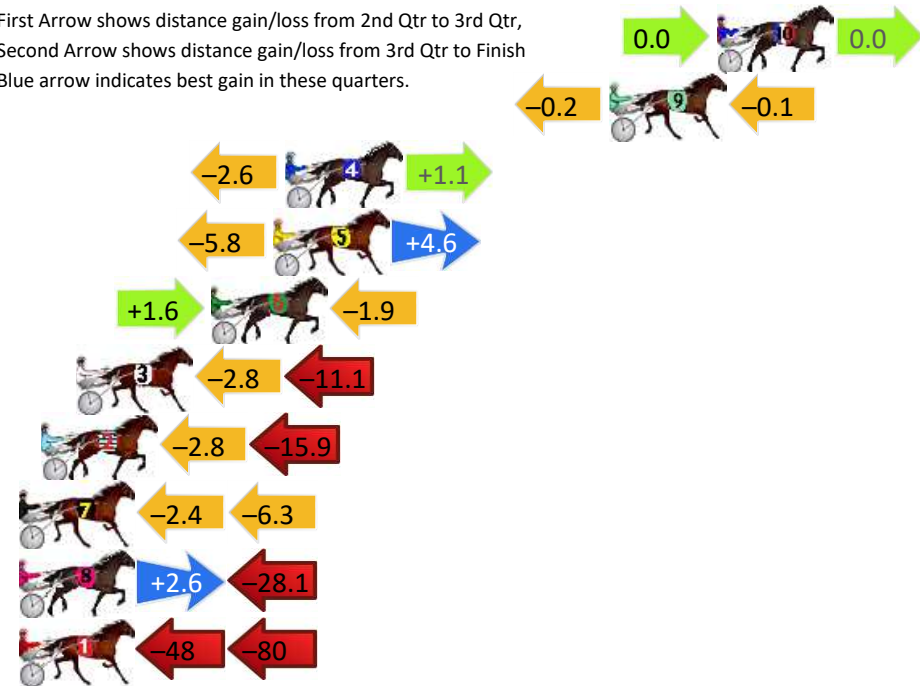
Gross Time: 1:54.00 MileRate: 1:54.00 LeadTime: 0.00s First Qtr: 28.20s Second Qtr: 29.20s Third Qtr: 28.10s Fourth Qtr: 28.50s

DATA TABLE: 800 / 400 Posi's are position from leader and (how wide the horse was at that position)

No	Horse	Plc	Mar	800 Posi	400 Posi	Time	3rd Qtr	4th Qt
10	JOGALONG BLUE	1	0.0m	0.0m (0)	0.0m (0)	1:54.00	28.10s	28.50s
9	WATCH ME REACT	2	4.3m	4.0m (0)	4.2m (0)	1:54.32	28.11s	28.51s
4	NOTMUCHUPTOP	3	17.3m	15.8m (1)	18.4m (0)	1:55.29	28.28s	28.42s
5	OUR ART CHRISTIAN	4	17.8m	16.6m (0)	22.4m (0)	1:55.33	28.51s	28.17s
6	AERODYNE GUY	5	20.3m	20.0m (1)	18.4m (2)	1:55.52	27.99s	28.63s
3	RUM DELIGHT	6	25.7m	11.8m (1)	14.6m (1)	1:55.92	28.29s	29.29s
2	ALL STAR MAGICIAN	7	27.1m	8.4m (0)	11.2m (0)	1:56.03	28.29s	29.63s
7	HALLOWEEN	8	29.9m	21.2m (0)	23.6m (2)	1:56.24	28.27s	28.95s
8	LYNNSANITY	9	32.7m	7.2m (1)	4.6m (1)	1:56.45	27.90s	30.49s
1	TOP THE ACE	10	139.8m	12.4m (0)	60.0m (0)	2:04.46	31.41s	34.15s

Finish Position and metres gained

First Arrow shows distance gain/loss from 2nd Qtr to 3rd Qtr, Second Arrow shows distance gain/loss from 3rd Qtr to Finish Blue arrow indicates best gain in these quarters.



800

Visual positions in race at 2nd Quarter



400

Visual positions in race at 3rd Quarter



Powered by **PJ Harness Analyser**

Sectional Analysis Software

Not just form | Free Trial

www.facebook.com/PJHarnessRacing



RISE Digital, Harness Racing Australia nor the provider accepts any responsibility for the completeness or accuracy of any of the information contained herein, and makes no representations about its suitability for any particular purpose. Users should make their own judgements about those matters and/or seek independent advice. You assume all risks associated with use of data provided on this page

Menangle Race 6 Distance 1609m

Tuesday, 21 January 2025

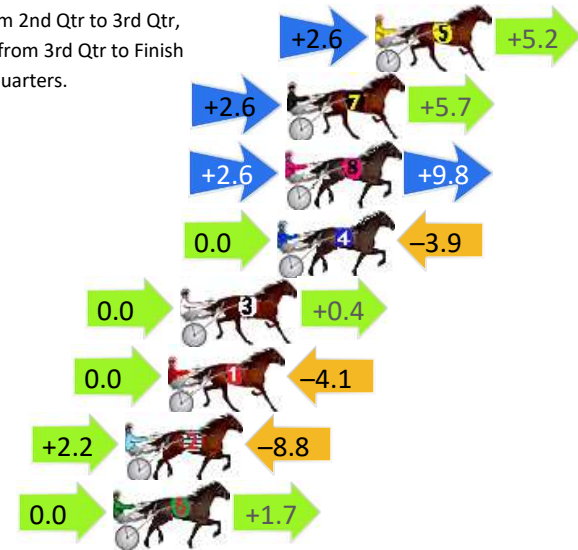
Gross Time: 1:52.20 MileRate: 1:52.20 LeadTime: 0.00s First Qtr: 27.50s Second Qtr: 28.30s Third Qtr: 28.30s Fourth Qtr: 28.10s

DATA TABLE: 800 / 400 Posi's are position from leader and (how wide the horse was at that position)

NoHorse	Plc	Mar	800 Posi	400 Posi	Time	3rd Qtr	4th Qt
5 MATT GREGORS BOY	1	0.0m	7.8m (1)	5.2m (1)	1:52.20	28.12s	27.74s
7 TALLULAH LEE	2	3.5m	11.8m (1)	9.2m (2)	1:52.46	28.12s	27.70s
8 DANCE WITH CARMER	3	3.6m	16.0m (1)	13.4m (2)	1:52.47	28.12s	27.42s
4 MAJOR STATEMENT	4	3.9m	0.0m (0)	0.0m (0)	1:52.49	28.30s	28.37s
3 PRINCE OF PEACE	5	7.8m	8.2m (0)	8.2m (0)	1:52.78	28.30s	28.07s
1 NICK OF TIME	6	8.3m	4.2m (0)	4.2m (0)	1:52.81	28.30s	28.39s
2 THE BIG END OFTOWN	7	10.0m	3.4m (1)	1.2m (1)	1:52.94	28.15s	28.71s
6 SIR SIMON	8	10.5m	12.2m (0)	12.2m (0)	1:52.98	28.30s	27.98s


Finish Position and metres gained

First Arrow shows distance gain/loss from 2nd Qtr to 3rd Qtr, Second Arrow shows distance gain/loss from 3rd Qtr to Finish Blue arrow indicates best gain in these quarters.



8
0
0

Visual positions in race at 2nd Quarter



4
0
0

Visual positions in race at 3rd Quarter



Menangle Race 7 Distance 1609m

Tuesday, 21 January 2025


Gross Time: 1:54.20 MileRate: 1:54.20 LeadTime: 0.00s First Qtr: 28.20s Second Qtr: 28.80s Third Qtr: 28.70s Fourth Qtr: 28.50s

DATA TABLE: 800 / 400 Posi's are position from leader and (how wide the horse was at that position)

No	Horse	Plc	Mar	800 Posi	400 Posi	Time	3rd Qtr	4th Qt
7	GIMME A REASON	1	0.0m	14.8m (1)	4.8m (1)	1:54.20	27.99s	28.16s
1	JACQUELINE ROSE	2	0.2m	8.4m (0)	8.4m (0)	1:54.21	28.70s	27.92s
5	WAHAKA	3	1.3m	4.4m (0)	4.0m (0)	1:54.30	28.67s	28.31s
9	CROWN MOJO	4	1.8m	23.2m (1)	22.6m (0)	1:54.33	28.65s	27.03s
8	PARALLEL	5	4.7m	21.0m (0)	16.8m (0)	1:54.55	28.40s	27.64s
10	SILENT REACTION	6	6.5m	10.4m (1)	0.8m (1)	1:54.69	28.02s	28.90s
6	OTIS RISING	7	6.6m	17.0m (0)	12.8m (0)	1:54.69	28.40s	28.06s
2	TENACIOUS D	8	8.0m	0.0m (0)	0.0m (0)	1:54.80	28.70s	29.07s
3	NEED FOUR SPEED	9	15.7m	13.0m (0)	11.8m (1)	1:55.38	28.62s	28.78s
4	SPOT ON CHIC	10	37.7m	18.8m (1)	26.0m (1)	1:57.02	29.21s	29.33s

Finish Position and metres gained

First Arrow shows distance gain/loss from 2nd Qtr to 3rd Qtr, Second Arrow shows distance gain/loss from 3rd Qtr to Finish
Blue arrow indicates best gain in these quarters.



8
0
0

Visual positions in race at 2nd Quarter



4
0
0

Visual positions in race at 3rd Quarter

