

# Bathurst Race 1 Distance 1730m

Wednesday, 22 January 2025



Gross Time: 2:02.50 MileRate: 1:54.00 LeadTime: 8.40s First Qtr: 26.40s Second Qtr: 29.20s Third Qtr: 29.30s Fourth Qtr: 29.20s

DATA TABLE: 800 / 400 Posi's are position from leader and (how wide the horse was at that position)

No	Horse	Plc	Mar	800 Posi	400 Posi	Time	3rd Qtr	4th Qt
8	LUCKY PUNT	1	0.0m	4.0m (0)	4.2m (0)	2:02.50	29.31s	28.90s
10	CERISE RAINBOW	2	2.6m	11.8m (2)	1.0m (1)	2:02.70	28.51s	29.32s
9	RUSTY DANCER	3	2.9m	0.0m (0)	0.0m (0)	2:02.72	29.30s	29.41s
7	CHELSEAS GIRL	4	4.6m	21.0m (1)	11.2m (2)	2:02.85	28.59s	28.72s
1	ALWAYS ADORNED	5	4.9m	12.0m (0)	14.4m (0)	2:02.88	29.47s	28.51s
2	BLAZIN CHIMES	6	5.7m	14.8m (1)	5.2m (1)	2:02.94	28.60s	29.24s
5	GET UP BETTY	7	6.0m	16.4m (2)	4.8m (2)	2:02.96	28.46s	29.29s
3	VALENTINI	8	10.5m	8.2m (0)	9.4m (0)	2:03.30	29.39s	29.28s
4	BETTING STAR	9	50.5m	22.2m (0)	15.2m (1)	2:06.37	28.80s	31.76s

## Finish Position and metres gained

First Arrow shows distance gain/loss from 2nd Qtr to 3rd Qtr, Second Arrow shows distance gain/loss from 3rd Qtr to Finish. Blue arrow indicates best gain in these quarters.



Visual positions in race at 2nd Quarter

800



Visual positions in race at 3rd Quarter

400



# Bathurst Race 2 Distance 1730m



Wednesday, 22 January 2025

Gross Time: 2:04.40 MileRate: 1:55.70 LeadTime: 8.20s First Qtr: 29.00s Second Qtr: 30.60s Third Qtr: 28.30s Fourth Qtr: 28.30s

DATA TABLE: 800 / 400 Posi's are position from leader and (how wide the horse was at that position)


No	Horse	Plc	Mar	800 Posi	400 Posi	Time	3rd Qtr	4th Qt
4	BAM BAM BROOK	1	0.0m	0.0m (0)	0.0m (0)	2:04.40	28.30s	28.30s
9	MAGIC CAPTAIN	2	10.3m	5.6m (1)	6.2m (1)	2:05.17	28.34s	28.59s
10	WARRAWEE JACK	3	11.9m	9.0m (0)	11.4m (0)	2:05.28	28.47s	28.34s
1	JETS REASON	4	19.0m	4.6m (0)	7.2m (0)	2:05.81	28.48s	29.13s
5	CALM FRANCO	5	21.6m	19.4m (1)	20.0m (1)	2:06.01	28.34s	28.41s
2	THE HEATS ON LEXY	6	22.2m	9.6m (1)	10.6m (1)	2:06.05	28.37s	29.12s
8	ULTIMATE WAHINI	7	22.9m	17.8m (0)	20.2m (0)	2:06.10	28.47s	28.49s
3	LIVE VANCE	8	26.1m	14.4m (1)	15.4m (1)	2:06.34	28.37s	29.05s
7	PRINCESS LAYLA	9	26.9m	13.6m (0)	16.2m (0)	2:06.40	28.48s	29.05s
6	ONEOFMANY	10	32.9m	22.0m (0)	24.6m (0)	2:06.85	28.48s	28.88s

## Finish Position and metres gained



8  
0  
0

Visual positions in race at 2nd Quarter



4  
0  
0

Visual positions in race at 3rd Quarter



# Bathurst Race 3 Distance 2260m

Wednesday, 22 January 2025


Gross Time: 2:42.10 MileRate: 1:55.40 LeadTime: 46.20s First Qtr: 29.30s Second Qtr: 29.20s Third Qtr: 28.60s Fourth Qtr: 28.80s

DATA TABLE: 800 / 400 Posi's are position from leader and (how wide the horse was at that position)

NoHorse	Plc	Mar	800 Posi	400 Posi	Time	3rd Qtr	4th Qt
5 IM DESIRABLE	1	0.0m	3.4m (1)	0.8m (1)	2:42.10	28.41s	28.74s
3 HAPPY REG	2	5.3m	0.0m (0)	0.0m (0)	2:42.50	28.60s	29.18s
2 BETTOR KEPPEL	3	5.6m	7.6m (1)	6.0m (1)	2:42.52	28.49s	28.77s
6 TAMANISHA TERROR	4	19.1m	11.8m (1)	11.2m (1)	2:43.54	28.56s	29.37s
8 MAGIC MATTEO	5	24.1m	16.4m (0)	15.2m (1)	2:43.92	28.51s	29.44s
9 MARVELLOUS MAC	6	24.4m	8.4m (0)	9.8m (0)	2:43.94	28.70s	29.85s
4 SUNDAY MORNINGS	7	40.4m	15.8m (1)	16.2m (2)	2:45.15	28.62s	30.53s
7 BETTER SHUSH	8	41.0m	20.0m (1)	19.0m (3)	2:45.20	28.52s	30.38s
1 R K FINN	9	41.5m	4.2m (0)	5.6m (0)	2:45.24	28.69s	31.37s
10 TERRYRAMA	10	121.3m	12.4m (0)	14.2m (0)	2:51.27	28.70s	36.47s

## Finish Position and metres gained

First Arrow shows distance gain/loss from 2nd Qtr to 3rd Qtr, Second Arrow shows distance gain/loss from 3rd Qtr to Finish  
Blue arrow indicates best gain in these quarters.



800

Visual positions in race at 2nd Quarter



400

Visual positions in race at 3rd Quarter



# Bathurst Race 4 Distance 1730m

Wednesday, 22 January 2025

Gross Time: 2:01.10 MileRate: 1:52.70 LeadTime: 8.40s First Qtr: 26.40s Second Qtr: 29.10s Third Qtr: 28.40s Fourth Qtr: 28.80s

DATA TABLE: 800 / 400 Posi's are position from leader and (how wide the horse was at that position)

No	Horse	Plc	Mar	800 Posi	400 Posi	Time	3rd Qtr	4th Qt
1	CHISELED	1	0.0m	4.0m (0)	4.2m (0)	2:01.10	28.42s	28.50s
8	HE AINT FAKIN	2	0.8m	7.8m (1)	3.4m (2)	2:01.16	28.09s	28.61s
5	DRIVE TO THE BEACH	3	6.7m	12.2m (0)	10.8m (1)	2:01.61	28.30s	28.51s
7	SAINT EMILION	4	8.4m	12.4m (1)	8.2m (2)	2:01.74	28.10s	28.81s
9	HES CHIMING	5	9.8m	8.0m (0)	8.2m (0)	2:01.84	28.41s	28.91s
10	ON DEADLINE	6	10.6m	16.2m (1)	5.2m (3)	2:01.90	27.62s	29.19s
4	HUNTER SHANNON	7	10.9m	4.0m (1)	2.8m (1)	2:01.92	28.31s	29.38s
6	TOTAL DIVA	8	11.3m	0.0m (0)	0.0m (0)	2:01.95	28.39s	29.61s
2	THREE RIVERS	9	12.8m	16.2m (0)	12.4m (2)	2:02.07	28.13s	28.83s
3	MYRA DAWN	10	13.6m	20.4m (1)	11.4m (3)	2:02.13	27.76s	28.96s

## Finish Position and metres gained

First Arrow shows distance gain/loss from 2nd Qtr to 3rd Qtr, Second Arrow shows distance gain/loss from 3rd Qtr to Finish  
Blue arrow indicates best gain in these quarters.



800

Visual positions in race at 2nd Quarter



400

Visual positions in race at 3rd Quarter



# Bathurst Race 5 Distance 1730m




Wednesday, 22 January 2025

Gross Time: 2:04.00 MileRate: 1:55.40 LeadTime: 8.70s First Qtr: 27.50s Second Qtr: 30.70s Third Qtr: 28.60s Fourth Qtr: 28.50s

DATA TABLE: 800 / 400 Posi's are position from leader and (how wide the horse was at that position)

No	Horse	Plc	Mar	800 Posi	400 Posi	Time	3rd Qtr	4th Qt
1	BORROWED TIME	1	0.0m	0.0m (0)	0.0m (0)	2:04.00	28.60s	28.50s
9	A LIL BIT OF LOVE	2	9.3m	4.0m (0)	4.6m (0)	2:04.70	28.64s	28.83s
4	HALL CASH	3	15.2m	3.4m (1)	3.4m (1)	2:05.14	28.60s	29.34s
8	COUNT MONTECARLO	4	16.0m	13.0m (0)	14.4m (0)	2:05.20	28.70s	28.61s
10	FOUR STAR LINCOLN	5	17.8m	20.2m (1)	14.6m (2)	2:05.33	28.20s	28.73s
11	WEAREALLALONE	6	23.1m	7.4m (1)	6.4m (2)	2:05.73	28.53s	29.68s
5	ALLEGRETTO	7	23.3m	8.0m (0)	9.6m (0)	2:05.74	28.72s	29.47s
6	HALL MOST AN ANGEL	8	24.5m	24.4m (1)	10.4m (2)	2:05.83	27.61s	29.50s
2	TINNY MAHONEY	9	24.6m	16.0m (1)	14.6m (1)	2:05.84	28.50s	29.21s
3	PLEASE DONT ASK	10	36.5m	12.0m (1)	10.4m (1)	2:06.73	28.49s	30.35s

## Finish Position and metres gained



# Bathurst Race 6 Distance 1730m

Wednesday, 22 January 2025

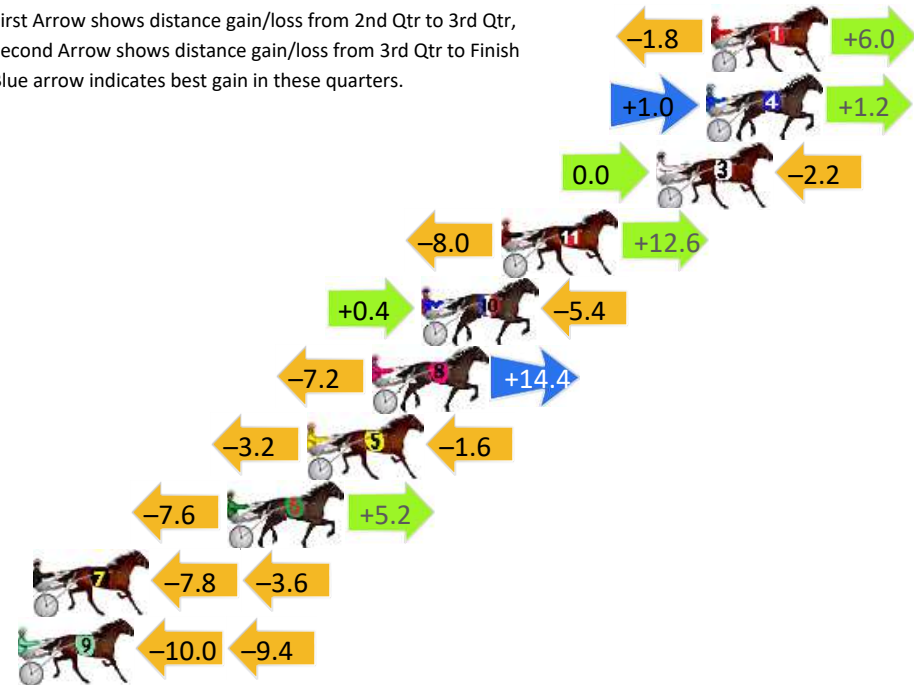
Gross Time: 2:04.10 MileRate: 1:55.40 LeadTime: 8.00s First Qtr: 28.10s Second Qtr: 31.90s Third Qtr: 27.10s Fourth Qtr: 29.00s

DATA TABLE: 800 / 400 Posi's are position from leader and (how wide the horse was at that position)

No	Horse	Plc	Mar	800 Posi	400 Posi	Time	3rd Qtr	4th Qt
1	KINGSTON SHANNON	1	0.0m	4.2m (0)	6.0m (0)	2:04.10	27.24s	28.57s
4	UNCLE TONY	2	0.2m	2.4m (1)	1.4m (1)	2:04.12	27.03s	28.91s
3	RENO ACE	3	2.2m	0.0m (0)	0.0m (0)	2:04.27	27.09s	29.16s
11	ALWAYSBMYPONY	4	8.4m	13.0m (0)	21.0m (1)	2:04.74	27.69s	28.09s
10	XCITE ME	5	11.6m	6.6m (1)	6.2m (1)	2:04.98	27.06s	29.39s
8	SPECIAL SPIN	6	13.6m	20.8m (1)	28.0m (1)	2:05.13	27.64s	27.96s
5	MIA ON	7	16.2m	11.4m (1)	14.6m (1)	2:05.33	27.32s	29.12s
6	EN PARIANT SUR	8	19.4m	17.0m (0)	24.6m (0)	2:05.58	27.64s	28.63s
7	EXCESS VITALITY	9	27.2m	15.8m (1)	23.6m (2)	2:06.17	27.64s	29.26s
9	SPUNKYS GOTSECRETS	10	27.8m	8.4m (0)	18.4m (0)	2:06.22	27.78s	29.68s

## Finish Position and metres gained

First Arrow shows distance gain/loss from 2nd Qtr to 3rd Qtr, Second Arrow shows distance gain/loss from 3rd Qtr to Finish Blue arrow indicates best gain in these quarters.



800

Visual positions in race at 2nd Quarter



400

Visual positions in race at 3rd Quarter



# Bathurst Race 7 Distance 1730m

Wednesday, 22 January 2025




Gross Time: 2:06.50 MileRate: 1:57.70 LeadTime: 8.30s First Qtr: 27.60s Second Qtr: 30.50s Third Qtr: 28.90s Fourth Qtr: 31.20s

DATA TABLE: 800 / 400 Posi's are position from leader and (how wide the horse was at that position)

No	Horse	Plc	Mar	800 Posi	400 Posi	Time	3rd Qtr	4th Qt
1	WATTOSBLAZEOFGLORY	1	0.0m	3.8m (0)	4.0m (0)	2:06.50	28.93s	30.89s
9	SCARLET BLING	2	2.1m	8.6m (1)	4.0m (1)	2:06.67	28.56s	31.05s
10	MAMMALS HEART	3	6.4m	13.2m (1)	8.6m (1)	2:07.02	28.56s	31.03s
2	PUPPETEER	4	7.1m	17.2m (1)	15.0m (1)	2:07.08	28.76s	30.59s
3	WARRADERRY	5	8.3m	16.0m (0)	13.4m (0)	2:07.18	28.72s	30.80s
7	DEEBO	6	8.4m	12.0m (2)	0.0m (1)	2:07.19	27.98s	31.85s
6	SIX TIMES A LADY	7	17.8m	11.6m (0)	9.4m (0)	2:07.95	28.71s	31.85s
8	PRINCE LOUIE	8	19.0m	23.0m (1)	20.0m (1)	2:08.05	28.68s	31.12s
5	BELLAGANOOSH	9	29.1m	0.0m (0)	0.2m (0)	2:08.87	28.83s	33.44s

## Finish Position and metres gained

First Arrow shows distance gain/loss from 2nd Qtr to 3rd Qtr, Second Arrow shows distance gain/loss from 3rd Qtr to Finish. Blue arrow indicates best gain in these quarters.



# Bathurst Race 8 Distance 1730m

Wednesday, 22 January 2025

Gross Time: 2:07.10 MileRate: 1:58.20 LeadTime: 8.40s First Qtr: 29.00s Second Qtr: 32.10s Third Qtr: 27.10s Fourth Qtr: 30.50s

DATA TABLE: 800 / 400 Posi's are position from leader and (how wide the horse was at that position)

No	Horse	Plc	Mar	800 Posi	400 Posi	Time	3rd Qtr	4th Qt
6	THE COUNTY SHERIFF	1	0.0m	0.0m (0)	0.0m (0)	2:07.10	27.10s	30.50s
3	UNCLE CRAIGO	2	2.9m	8.8m (0)	14.2m (1)	2:07.33	27.53s	29.64s
4	LEXYS ON SONG	3	3.7m	4.6m (1)	4.6m (0)	2:07.40	27.10s	30.43s
2	BARBARADAWN SHANNON	4	7.7m	13.6m (0)	20.8m (1)	2:07.71	27.67s	29.51s
9	WINDY HILL WHISKEY	5	21.0m	9.6m (1)	10.6m (0)	2:08.78	27.13s	31.29s
8	BEYONDREASON	6	23.5m	19.8m (1)	24.6m (2)	2:08.98	27.45s	30.42s
7	DOING	7	34.2m	14.4m (1)	18.6m (2)	2:09.83	27.33s	31.68s
5	PHANTOM STAR	8	47.8m	4.6m (0)	18.0m (0)	2:10.92	27.93s	32.76s
1	JOSEY MINT	9	86.7m	44.0m (0)	65.0m (0)	2:14.02	28.51s	32.15s

## Finish Position and metres gained

First Arrow shows distance gain/loss from 2nd Qtr to 3rd Qtr, Second Arrow shows distance gain/loss from 3rd Qtr to Finish. Blue arrow indicates best gain in these quarters.

