

Menangle Race 1 Distance 1609m

Tuesday, 11 February 2025

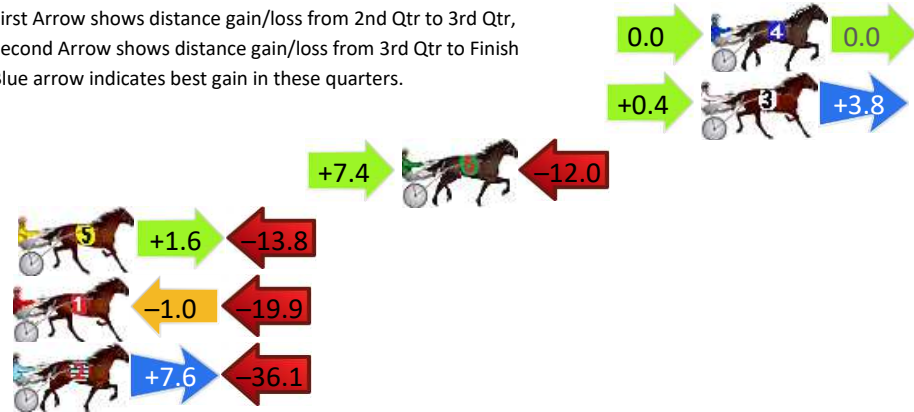
Gross Time: 1:54.50 MileRate: 1:54.50 LeadTime: 0.00s First Qtr: 28.40s Second Qtr: 29.60s Third Qtr: 29.00s Fourth Qtr: 27.50s

DATA TABLE: 800 / 400 Posi's are position from leader and (how wide the horse was at that position)

NoHorse	Plc	Mar	800 Posi	400 Posi	Time	3rd Qtr	4th Qt
4 SOHO TRUMP	1	0.0m	0.0m (0)	0.0m (0)	1:54.50	29.00s	27.50s
3 A BUCK TEN	2	0.4m	4.6m (0)	4.2m (0)	1:54.53	28.96s	27.24s
6 SAN SEBASTIAN	3	12.4m	7.8m (1)	0.4m (1)	1:55.40	28.50s	28.32s
5 PERFECTED	4	27.8m	15.6m (0)	14.0m (1)	1:56.51	28.91s	28.44s
1 MARRANZANO	5	29.9m	9.0m (0)	10.0m (1)	1:56.66	29.11s	28.86s
2 FRANCO LOU	6	41.1m	12.6m (1)	5.0m (1)	1:57.47	28.53s	29.97s

Finish Position and metres gained

First Arrow shows distance gain/loss from 2nd Qtr to 3rd Qtr,
Second Arrow shows distance gain/loss from 3rd Qtr to Finish
Blue arrow indicates best gain in these quarters.



8
0
0

Visual positions in race at 2nd Quarter



4
0
0

Visual positions in race at 3rd Quarter



Menangle Race 2 Distance 2300m

Tuesday, 11 February 2025


Gross Time: 2:50.00 MileRate: 1:58.90 LeadTime: 51.20s First Qtr: 30.50s Second Qtr: 30.30s Third Qtr: 29.30s Fourth Qtr: 28.70s

DATA TABLE: 800 / 400 Posi's are position from leader and (how wide the horse was at that position)

No	Horse	Plc	Mar	800 Posi	400 Posi	Time	3rd Qtr	4th Qt
9	GOAT	1	0.0m	8.4m (0)	8.0m (2)	2:50.00	29.27s	28.13s
5	CEE ARE SEVEN	2	4.4m	12.0m (1)	4.0m (2)	2:50.33	28.72s	28.73s
3	RAKERO WARRIOR	3	11.8m	12.6m (0)	11.2m (0)	2:50.89	29.20s	28.74s
10	MILITARY MERIT	4	14.1m	17.6m (1)	12.4m (2)	2:51.06	28.93s	28.82s
1	DAIMYO	5	17.3m	4.2m (0)	4.4m (0)	2:51.30	29.32s	29.62s
8	FLASH KYVALLEY	6	22.5m	0.0m (0)	0.4m (0)	2:51.70	29.35s	30.28s
4	ADDICTIVE STRIDE	7	38.9m	3.8m (1)	27.0m (1)	2:52.93	30.98s	29.55s
2	ONE PINEVALE HILL	8	50.0m	8.0m (1)	0.0m (1)	2:53.77	28.76s	32.27s
7	CABIN CREW	9	72.4m	22.4m (0)	31.6m (0)	2:55.46	29.99s	31.61s
6	SPEAKS VOLUMES	10	185.7m	17.6m (0)	19.4m (0)	3:03.99	29.55s	40.57s

Finish Position and metres gained

First Arrow shows distance gain/loss from 2nd Qtr to 3rd Qtr, Second Arrow shows distance gain/loss from 3rd Qtr to Finish
Blue arrow indicates best gain in these quarters.



800

Visual positions in race at 2nd Quarter



400

Visual positions in race at 3rd Quarter



Menangle Race 3 Distance 2300m

Tuesday, 11 February 2025

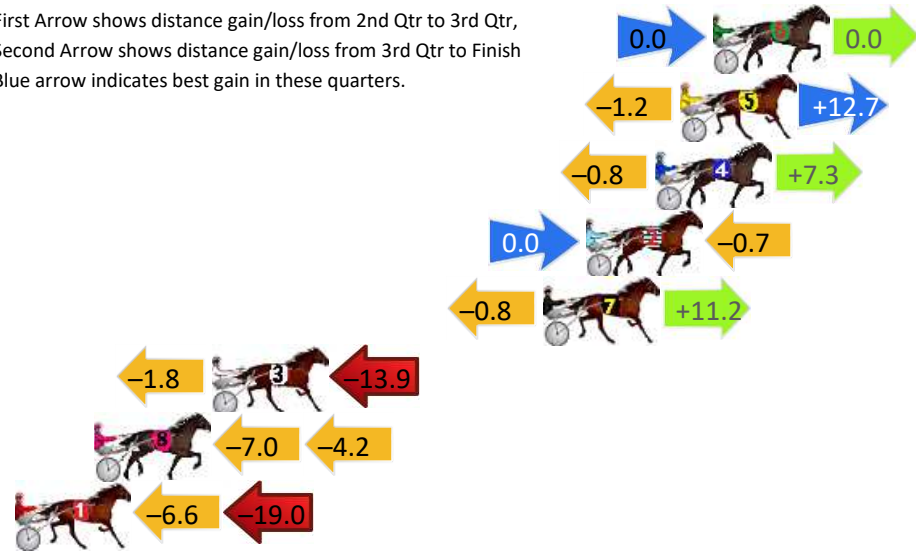
Gross Time: 2:50.40 MileRate: 1:59.20 LeadTime: 51.30s First Qtr: 32.00s Second Qtr: 29.30s Third Qtr: 28.30s Fourth Qtr: 29.50s

DATA TABLE: 800 / 400 Posi's are position from leader and (how wide the horse was at that position)

No	Horse	Plc	Mar	800 Posi	400 Posi	Time	3rd Qtr	4th Qt
6	SALUTE STRIDE	1	0.0m	0.0m (0)	0.0m (0)	2:50.40	28.30s	29.50s
5	SHOULD BEABARCA	2	1.3m	12.8m (1)	14.0m (1)	2:50.50	28.41s	28.57s
4	IMPACT STRIDE	3	2.3m	8.8m (1)	9.6m (2)	2:50.58	28.37s	28.96s
2	VALLEY STAR	4	5.1m	4.4m (0)	4.4m (0)	2:50.79	28.30s	29.55s
7	WE CAN HAVE IT ALL	5	6.8m	17.2m (1)	18.0m (1)	2:50.93	28.37s	28.68s
3	TIGER TEE	6	20.1m	4.4m (1)	6.2m (1)	2:51.95	28.41s	30.52s
8	LAST CLANSMAN	7	24.8m	13.6m (0)	20.6m (0)	2:52.32	28.80s	29.81s
1	THE NIGHT KING	8	34.6m	9.0m (0)	15.6m (0)	2:53.08	28.75s	30.89s

Finish Position and metres gained

First Arrow shows distance gain/loss from 2nd Qtr to 3rd Qtr, Second Arrow shows distance gain/loss from 3rd Qtr to Finish Blue arrow indicates best gain in these quarters.



800

Visual positions in race at 2nd Quarter



400

Visual positions in race at 3rd Quarter



Menangle Race 4 Distance 1609m

Tuesday, 11 February 2025

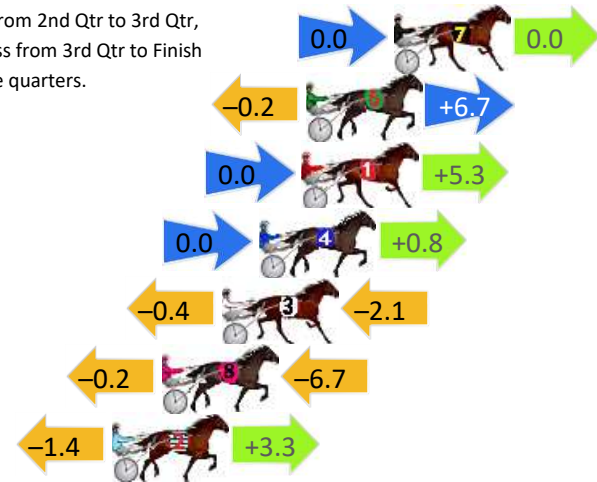
Gross Time: 1:54.20 MileRate: 1:54.20 LeadTime: 0.00s First Qtr: 27.20s Second Qtr: 29.90s Third Qtr: 28.20s Fourth Qtr: 28.90s

DATA TABLE: 800 / 400 Posi's are position from leader and (how wide the horse was at that position)

No	Horse	Plc	Mar	800 Posi	400 Posi	Time	3rd Qtr	4th Qt
7	KISSED BY A ROSE	1	0.0m	0.0m (0)	0.0m (0)	1:54.20	28.20s	28.90s
6	MIZZ ADELE	2	3.5m	10.0m (1)	10.2m (2)	1:54.47	28.22s	28.42s
1	HARLEEQUIN	3	3.7m	9.0m (0)	9.0m (0)	1:54.48	28.20s	28.52s
4	SKYE MARY MAC	4	5.4m	6.2m (1)	6.2m (2)	1:54.61	28.20s	28.84s
3	OZZIE JOYBELL	5	6.9m	4.4m (0)	4.8m (0)	1:54.72	28.23s	29.05s
8	CHARLIES ACE	6	9.3m	2.4m (1)	2.6m (1)	1:54.91	28.21s	29.38s
2	SALERO	7	11.3m	13.2m (0)	14.6m (0)	1:55.06	28.30s	28.66s

Finish Position and metres gained

First Arrow shows distance gain/loss from 2nd Qtr to 3rd Qtr, Second Arrow shows distance gain/loss from 3rd Qtr to Finish Blue arrow indicates best gain in these quarters.



800

Visual positions in race at 2nd Quarter



400

Visual positions in race at 3rd Quarter



Menangle Race 5 Distance 1609m

Tuesday, 11 February 2025




Gross Time: 1:55.70 MileRate: 1:55.70 LeadTime: 0.00s First Qtr: 27.10s Second Qtr: 29.70s Third Qtr: 29.50s Fourth Qtr: 29.40s

DATA TABLE: 800 / 400 Posi's are position from leader and (how wide the horse was at that position)

No	Horse	Plc	Mar	800 Posi	400 Posi	Time	3rd Qtr	4th Qt
2	CONSIDER IT DONE	1	0.0m	9.0m (0)	9.6m (0)	1:55.70	29.54s	28.70s
8	BENTLY BULLET	2	5.0m	20.6m (1)	17.8m (3)	1:56.09	29.29s	28.46s
5	EBONY KARALTA	3	7.0m	4.4m (1)	1.2m (1)	1:56.24	29.27s	29.82s
4	NOTMUCHUPTOP	4	7.4m	4.2m (0)	5.6m (0)	1:56.27	29.60s	29.53s
10	WAT EVER YOU NEED	5	11.2m	14.2m (0)	14.2m (0)	1:56.56	29.50s	29.18s
9	WILLS WAY	6	11.7m	24.6m (1)	22.0m (1)	1:56.60	29.31s	28.65s
3	CARIBBEAN RUNA	7	14.0m	12.6m (1)	9.8m (2)	1:56.78	29.30s	29.71s
1	BELLRIVERGIRL	8	17.8m	0.0m (0)	0.0m (0)	1:57.07	29.50s	30.70s
6	AERODYNE GUY	9	23.8m	16.6m (1)	13.6m (3)	1:57.53	29.28s	30.15s
7	TWO SAINTS	10	183.2m	8.4m (1)	6.0m (1)	2:09.82	29.35s	42.35s

Finish Position and metres gained

First Arrow shows distance gain/loss from 2nd Qtr to 3rd Qtr, Second Arrow shows distance gain/loss from 3rd Qtr to Finish
Blue arrow indicates best gain in these quarters.



Menangle Race 6 Distance 1609m

Tuesday, 11 February 2025


Gross Time: 1:52.80 MileRate: 1:52.80 LeadTime: 0.00s First Qtr: 27.50s Second Qtr: 28.70s Third Qtr: 28.30s Fourth Qtr: 28.30s

DATA TABLE: 800 / 400 Posi's are position from leader and (how wide the horse was at that position)

No	Horse	Plc	Mar	800 Posi	400 Posi	Time	3rd Qtr	4th Qt
8	MONTEFIORE	1	0.0m	17.6m (1)	16.4m (2)	1:52.80	28.22s	27.15s
3	SHARK DANCER	2	5.1m	4.2m (0)	3.8m (1)	1:53.18	28.27s	28.39s
5	PARALLEL	3	5.9m	13.4m (1)	12.4m (2)	1:53.24	28.23s	27.84s
4	OKAY GRINGO	4	6.5m	9.4m (1)	8.4m (2)	1:53.28	28.23s	28.17s
7	LUKE JOHN	5	7.5m	0.0m (0)	0.0m (0)	1:53.36	28.30s	28.83s
6	COLIN BROMAC	6	17.8m	5.0m (1)	9.8m (1)	1:54.12	28.64s	28.86s
1	CLASSICMAJOR	7	22.6m	8.4m (0)	11.0m (0)	1:54.48	28.48s	29.12s
9	SUPA DUPA LUCA	8	28.1m	22.6m (1)	20.2m (0)	1:54.89	28.13s	28.86s
2	NEED FOUR SPEED	9	32.6m	12.6m (0)	15.0m (0)	1:55.22	28.47s	29.54s

Finish Position and metres gained

First Arrow shows distance gain/loss from 2nd Qtr to 3rd Qtr, Second Arrow shows distance gain/loss from 3rd Qtr to Finish
Blue arrow indicates best gain in these quarters.



800

Visual positions in race at 2nd Quarter



400

Visual positions in race at 3rd Quarter



Menangle Race 7 Distance 1609m

Tuesday, 11 February 2025



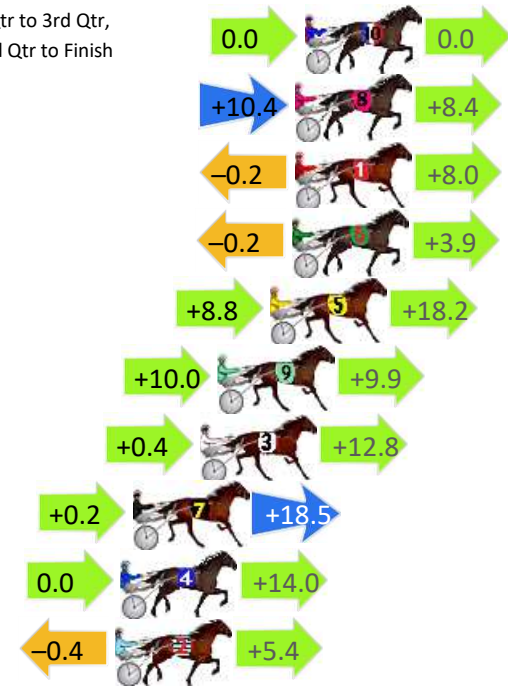
Gross Time: 1:53.80 MileRate: 1:53.80 LeadTime: 0.00s First Qtr: 26.80s Second Qtr: 29.30s Third Qtr: 28.30s Fourth Qtr: 29.40s

DATA TABLE: 800 / 400 Posi's are position from leader and (how wide the horse was at that position)

No	Horse	Plc	Mar	800 Posi	400 Posi	Time	3rd Qtr	4th Qt
10	JOGALONG BLUE	1	0.0m	0.0m (0)	0.0m (0)	1:53.80	28.30s	29.40s
8	OTIS RISING	2	0.4m	19.2m (1)	8.8m (1)	1:53.83	27.57s	28.79s
1	WATCH ME REACT	3	0.4m	8.2m (0)	8.4m (0)	1:53.83	28.33s	28.82s
6	WILL I AM	4	0.5m	4.2m (0)	4.4m (0)	1:53.84	28.32s	29.11s
5	HEAVENLY REASON	5	1.4m	28.4m (1)	19.6m (1)	1:53.91	27.69s	28.07s
9	THERES WALLY	6	3.5m	23.4m (1)	13.4m (1)	1:54.07	27.60s	28.68s
3	JIVE MASTER	7	4.2m	17.4m (0)	17.0m (0)	1:54.12	28.29s	28.46s
7	MICKEY BE NIMBLE	8	6.9m	25.6m (0)	25.4m (0)	1:54.33	28.31s	28.05s
4	KING COREY	9	7.4m	21.4m (0)	21.4m (0)	1:54.37	28.32s	28.38s
2	LARRIKIN LENNY	10	7.6m	12.6m (0)	13.0m (0)	1:54.39	28.34s	29.01s

Finish Position and metres gained

First Arrow shows distance gain/loss from 2nd Qtr to 3rd Qtr, Second Arrow shows distance gain/loss from 3rd Qtr to Finish
Blue arrow indicates best gain in these quarters.



Menangle Race 8 Distance 1609m

Tuesday, 11 February 2025

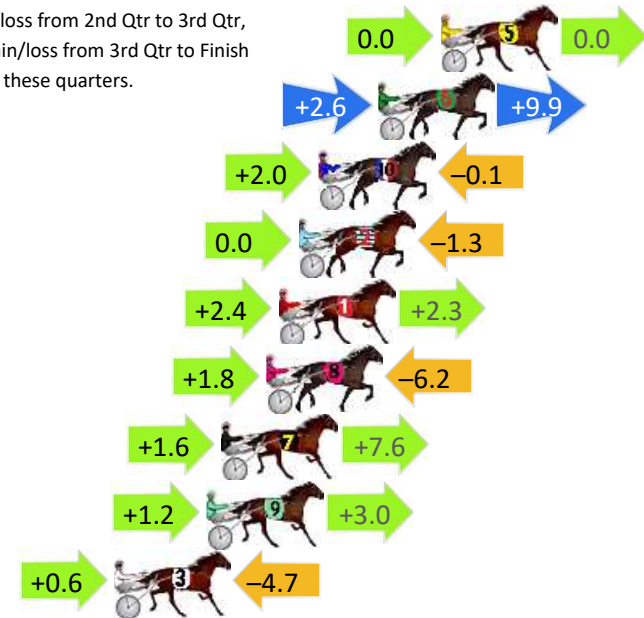
Gross Time: 1:52.90 MileRate: 1:52.90 LeadTime: 0.00s First Qtr: 27.20s Second Qtr: 29.10s Third Qtr: 28.60s Fourth Qtr: 28.00s

DATA TABLE: 800 / 400 Posi's are position from leader and (how wide the horse was at that position)

No	Horse	Plc	Mar	800 Posi	400 Posi	Time	3rd Qtr	4th Qt
5	BALTUSROL	1	0.0m	0.0m (0)	0.0m (0)	1:52.90	28.60s	28.00s
6	THE BIG END OFTOWN	2	2.5m	15.0m (1)	12.4m (2)	1:53.08	28.41s	27.31s
10	MAJOR STATEMENT	3	4.9m	6.8m (1)	4.8m (1)	1:53.26	28.46s	28.01s
2	CARBINEER	4	5.7m	4.4m (0)	4.4m (0)	1:53.32	28.60s	28.09s
1	GIMME A REASON	5	6.5m	11.2m (1)	8.8m (1)	1:53.38	28.43s	27.84s
8	NICK OF TIME	6	7.0m	2.6m (1)	0.8m (1)	1:53.42	28.48s	28.43s
7	ETERNAL DREAM	7	8.8m	18.0m (0)	16.4m (0)	1:53.55	28.48s	27.47s
9	BO DUKE	8	9.4m	13.6m (0)	12.4m (0)	1:53.59	28.51s	27.79s
3	PARKED IN HEAVEN	9	13.1m	9.0m (0)	8.4m (0)	1:53.86	28.56s	28.33s

Finish Position and metres gained

First Arrow shows distance gain/loss from 2nd Qtr to 3rd Qtr, Second Arrow shows distance gain/loss from 3rd Qtr to Finish Blue arrow indicates best gain in these quarters.



800

Visual positions in race at 2nd Quarter



400

Visual positions in race at 3rd Quarter



Menangle Race 9 Distance 1609m

Tuesday, 11 February 2025


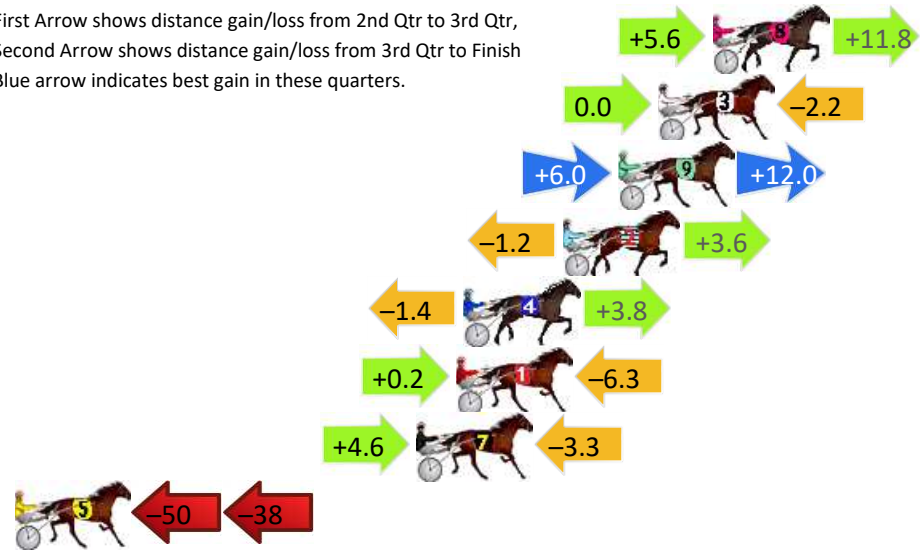
Gross Time: 1:52.60 MileRate: 1:52.60 LeadTime: 0.00s First Qtr: 26.80s Second Qtr: 29.60s Third Qtr: 28.60s Fourth Qtr: 27.60s

DATA TABLE: 800 / 400 Posi's are position from leader and (how wide the horse was at that position)


No	Horse	Plc	Mar	800 Posi	400 Posi	Time	3rd Qtr	4th Qt
8	RED REACTOR	1	0.0m	17.4m (1)	11.8m (2)	1:52.60	28.19s	26.79s
3	POWER UP	2	2.2m	0.0m (0)	0.0m (0)	1:52.76	28.60s	27.75s
9	SAHARA SIROCCO	3	3.8m	21.8m (1)	15.8m (2)	1:52.88	28.17s	26.78s
2	CASH AND BLING	4	6.0m	8.4m (0)	9.6m (0)	1:53.04	28.68s	27.35s
4	ARGENT PEAK	5	10.0m	12.4m (0)	13.8m (0)	1:53.33	28.69s	27.34s
1	UNCLE JAY	6	10.3m	4.2m (0)	4.0m (0)	1:53.35	28.59s	28.03s
7	PORT AU PRINCE	7	11.9m	13.2m (1)	8.6m (1)	1:53.46	28.28s	27.83s
5	YOURDOINAMAZINS WEETY	8	217.9m	130.0m (0)	180.0m (0)	2:08.42	32.14s	30.20s

Finish Position and metres gained

First Arrow shows distance gain/loss from 2nd Qtr to 3rd Qtr, Second Arrow shows distance gain/loss from 3rd Qtr to Finish Blue arrow indicates best gain in these quarters.



Visual positions in race at 2nd Quarter



Visual positions in race at 3rd Quarter

