

Young Race 1 Distance 1720m

Tuesday, 11 February 2025


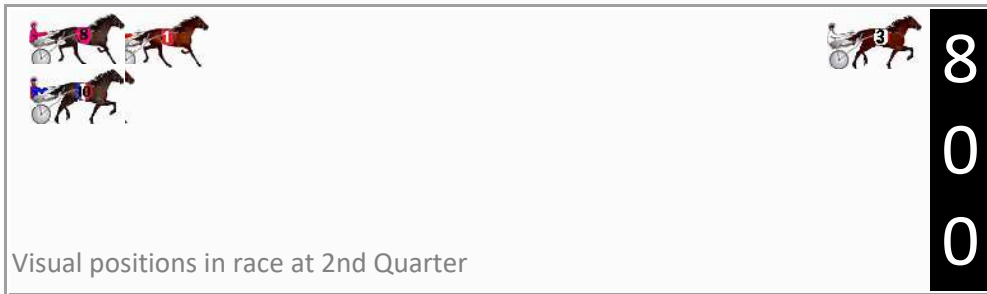

Gross Time: 2:04.60 MileRate: 1:56.60 LeadTime: 6.80s First Qtr: 27.20s Second Qtr: 29.40s Third Qtr: 30.00s Fourth Qtr: 31.20s

DATA TABLE: 800 / 400 Posi's are position from leader and (how wide the horse was at that position)

No	Horse	Plc	Mar	800 Posi	400 Posi	Time	3rd Qtr	4th Qt
1	ALABAMA LIONESS	1	0.0m	28.6m (0)	4.2m (1)	2:04.60	28.15s	30.87s
8	A DUSTY DANCE	2	1.9m	32.8m (0)	7.6m (0)	2:04.75	28.09s	30.76s
3	XCITE ME	3	6.2m	0.0m (0)	0.0m (0)	2:05.11	29.99s	31.68s
2	ESTHER RISING	4	7.3m	37.0m (1)	13.0m (0)	2:05.20	28.18s	30.76s
9	IM BELIEBER	5	7.8m	41.8m (1)	22.2m (0)	2:05.24	28.53s	30.08s
5	WARRAWEE CRUZIN	6	8.3m	31.8m (1)	9.0m (1)	2:05.28	28.27s	31.15s
10	ZOLTON	7	11.5m	45.8m (1)	25.6m (1)	2:05.54	28.48s	30.11s
6	VINY JAY	8	29.4m	45.2m (0)	27.0m (0)	2:07.00	28.61s	31.39s

Finish Position and metres gained

First Arrow shows distance gain/loss from 2nd Qtr to 3rd Qtr, Second Arrow shows distance gain/loss from 3rd Qtr to Finish Blue arrow indicates best gain in these quarters.



Young Race 2 Distance 1720m

Tuesday, 11 February 2025


Gross Time: 2:06.80 MileRate: 1:58.60 LeadTime: 6.50s First Qtr: 29.20s Second Qtr: 31.60s Third Qtr: 30.40s Fourth Qtr: 29.10s

DATA TABLE: 800 / 400 Posi's are position from leader and (how wide the horse was at that position)

No	Horse	Plc	Mar	800 Posi	400 Posi	Time	3rd Qtr	4th Qt
3	BLAZIN CHIMES	1	0.0m	0.0m (0)	0.0m (0)	2:06.80	30.40s	29.10s
8	LOGAN DREAM	2	7.0m	6.8m (1)	2.6m (2)	2:07.33	30.10s	29.42s
4	MAYWYNS LA NINA	3	11.4m	4.2m (0)	4.4m (0)	2:07.67	30.43s	29.61s
7	KATLAS DREAM	4	12.0m	12.2m (0)	12.6m (0)	2:07.72	30.43s	29.06s
2	SPORTY MICKILLA	5	13.7m	2.8m (1)	2.8m (1)	2:07.85	30.42s	29.89s
1	CHASING THE WIND	6	14.2m	8.2m (0)	8.4m (1)	2:07.88	30.42s	29.52s
5	FULL OF SPICE	7	16.5m	21.2m (1)	20.4m (1)	2:08.06	30.33s	28.82s
10	OUR DICKIE BART	8	19.4m	16.4m (0)	18.4m (0)	2:08.28	30.55s	29.17s
6	MEGS MONARO	9	20.8m	15.6m (1)	16.0m (1)	2:08.39	30.44s	29.45s
9	RAINBOW TITAN	10	38.1m	11.4m (1)	10.8m (2)	2:09.71	30.40s	31.07s

Finish Position and metres gained

First Arrow shows distance gain/loss from 2nd Qtr to 3rd Qtr, Second Arrow shows distance gain/loss from 3rd Qtr to Finish
Blue arrow indicates best gain in these quarters.



800

Visual positions in race at 2nd Quarter



400

Visual positions in race at 3rd Quarter



Young Race 3 Distance 1720m

Tuesday, 11 February 2025

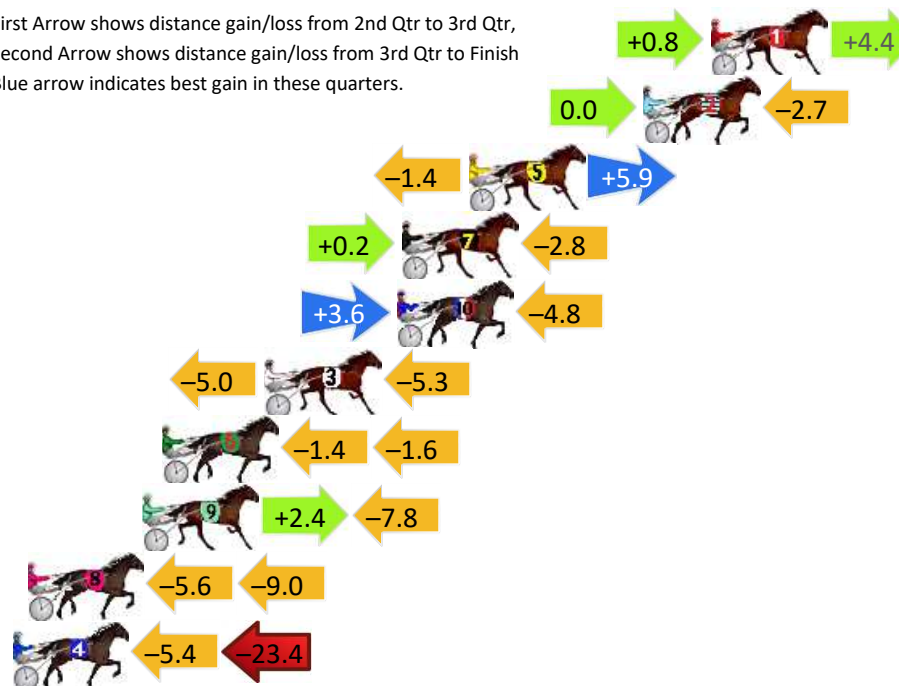
Gross Time: 2:06.30 MileRate: 1:58.20 LeadTime: 6.90s First Qtr: 28.10s Second Qtr: 30.90s Third Qtr: 29.60s Fourth Qtr: 30.80s

DATA TABLE: 800 / 400 Posi's are position from leader and (how wide the horse was at that position)

No	Horse	Plc	Mar	800 Posi	400 Posi	Time	3rd Qtr	4th Qt
1	OUR SAILOR	1	0.0m	5.2m (0)	4.4m (0)	2:06.30	29.55s	30.46s
2	RIP JACKSON	2	2.7m	0.0m (0)	0.0m (0)	2:06.52	29.60s	31.01s
5	OLIVIA SHANNON	3	9.7m	14.2m (0)	15.6m (0)	2:07.08	29.71s	30.35s
7	ALL SO SASSY	4	12.4m	9.8m (0)	9.6m (0)	2:07.30	29.58s	31.01s
10	JACKS LAST HOO RAA	5	12.6m	11.4m (2)	7.8m (2)	2:07.32	29.32s	31.17s
3	WESTERN BILL	6	17.9m	7.6m (1)	12.6m (1)	2:07.74	29.97s	31.21s
6	THE MISSING SOCK	7	22.0m	19.0m (0)	20.4m (2)	2:08.07	29.70s	30.92s
9	GLAMOUR FOX	8	22.8m	17.4m (1)	15.0m (2)	2:08.14	29.41s	31.40s
8	SHEZ A WARRIOR	9	27.4m	12.8m (1)	18.4m (1)	2:08.51	30.01s	31.49s
4	ROCK QUEEN	10	32.0m	3.2m (1)	8.6m (1)	2:08.88	29.97s	32.59s

Finish Position and metres gained

First Arrow shows distance gain/loss from 2nd Qtr to 3rd Qtr, Second Arrow shows distance gain/loss from 3rd Qtr to Finish Blue arrow indicates best gain in these quarters.



800

Visual positions in race at 2nd Quarter



400

Visual positions in race at 3rd Quarter



Young Race 4 Distance 1720m

Tuesday, 11 February 2025

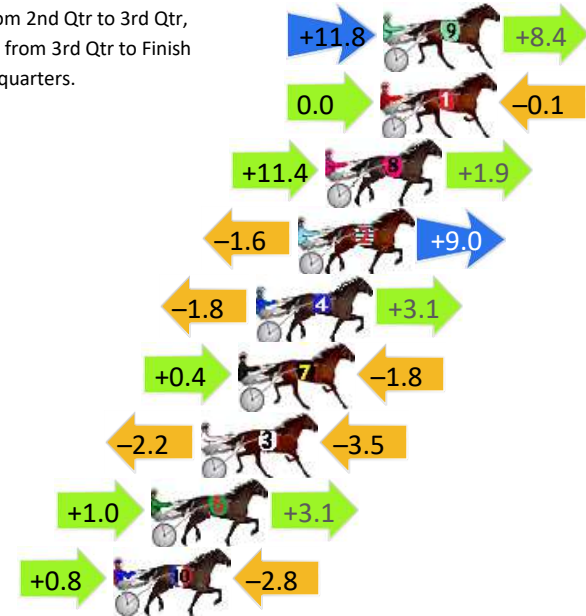
Gross Time: 2:10.20 MileRate: 2:01.80 LeadTime: 6.60s First Qtr: 29.70s Second Qtr: 32.50s Third Qtr: 30.50s Fourth Qtr: 30.90s

DATA TABLE: 800 / 400 Posi's are position from leader and (how wide the horse was at that position)

No	Horse	Plc	Mar	800 Posi	400 Posi	Time	3rd Qtr	4th Qt
9	HUMMING TOP	1	0.0m	20.2m (1)	8.4m (2)	2:10.20	29.60s	30.25s
1	ALICE ON THE BEACH	2	0.1m	0.0m (0)	0.0m (0)	2:10.21	30.50s	30.91s
8	OURMATE GEEJAY	3	2.3m	15.6m (1)	4.2m (2)	2:10.39	29.63s	30.75s
2	ORANGE FEVER	4	3.4m	10.8m (1)	12.4m (2)	2:10.47	30.63s	30.21s
4	HARLEY JAMES	5	5.1m	6.4m (1)	8.2m (1)	2:10.61	30.64s	30.66s
7	LEAD ROLE	6	5.8m	4.4m (0)	4.0m (0)	2:10.67	30.47s	31.04s
3	DOTTIE FEELS GOOD	7	7.3m	1.6m (1)	3.8m (1)	2:10.79	30.67s	31.17s
6	CRACKER MISS	8	9.3m	13.4m (0)	12.4m (1)	2:10.95	30.43s	30.66s
10	BETTERTHANTHEBOYZ	9	10.8m	8.8m (0)	8.0m (0)	2:11.07	30.44s	31.12s

Finish Position and metres gained

First Arrow shows distance gain/loss from 2nd Qtr to 3rd Qtr, Second Arrow shows distance gain/loss from 3rd Qtr to Finish Blue arrow indicates best gain in these quarters.



800

Visual positions in race at 2nd Quarter



400

Visual positions in race at 3rd Quarter



Young Race 5 Distance 1720m

Tuesday, 11 February 2025




Gross Time: 2:10.40 MileRate: 2:02.00 LeadTime: 6.30s First Qtr: 30.20s Second Qtr: 34.20s Third Qtr: 29.90s Fourth Qtr: 29.80s

DATA TABLE: 800 / 400 Posi's are position from leader and (how wide the horse was at that position)

No	Horse	Plc	Mar	800 Posi	400 Posi	Time	3rd Qtr	4th Qt
10	KARINYA MAX	1	0.0m	1.6m (1)	1.4m (1)	2:10.40	29.88s	29.70s
4	NO MORE PROMISES	2	3.3m	0.0m (0)	0.0m (0)	2:10.66	29.90s	30.04s
6	MATTERSON EXPRESS	3	5.2m	12.0m (0)	16.4m (0)	2:10.81	30.23s	28.97s
2	NAPOLI NIGHTS	4	5.6m	5.8m (1)	6.0m (1)	2:10.84	29.91s	29.77s
1	GIRL JUST FLY	5	11.0m	4.0m (0)	5.4m (0)	2:11.26	30.00s	30.21s
8	GLEMELLY BEACH	6	12.6m	8.0m (0)	11.0m (0)	2:11.38	30.12s	29.92s
5	BLUES TERROR	7	18.5m	14.4m (1)	17.6m (1)	2:11.84	30.14s	29.87s
3	BLAZING	8	20.5m	10.2m (1)	12.2m (1)	2:12.00	30.05s	30.41s
9	MOST CERTAIN MICKY	9	22.5m	16.0m (0)	21.6m (0)	2:12.16	30.32s	29.87s
7	LIFE GETS BETTER	10	207.5m	125.0m (0)	170.0m (0)	2:26.60	33.24s	32.58s

Finish Position and metres gained

First Arrow shows distance gain/loss from 2nd Qtr to 3rd Qtr, Second Arrow shows distance gain/loss from 3rd Qtr to Finish
Blue arrow indicates best gain in these quarters.



Young Race 6 Distance 1720m

Tuesday, 11 February 2025


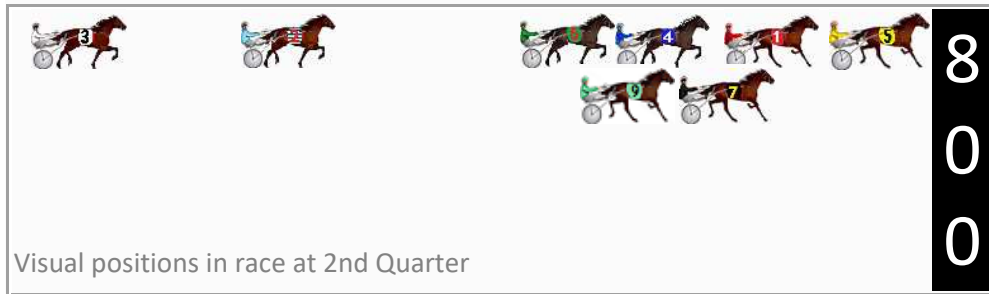
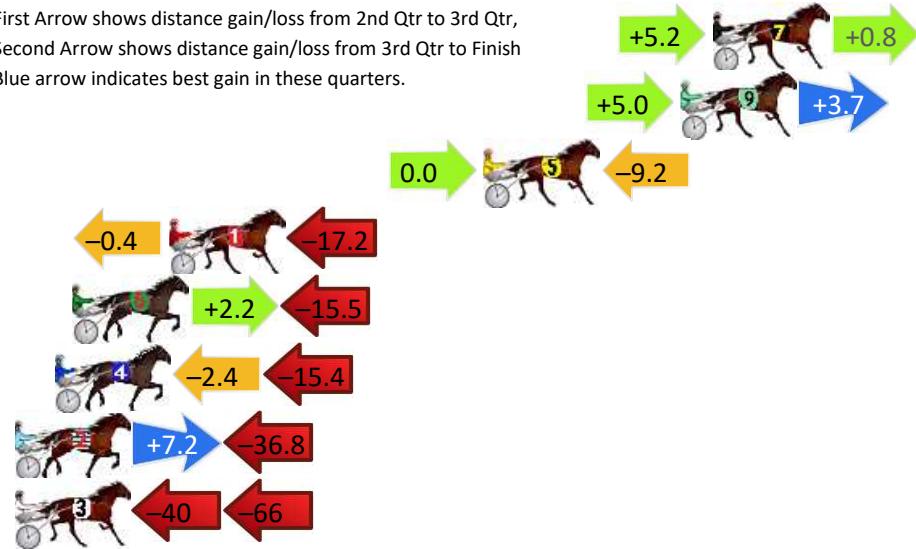
Gross Time: 2:09.20 MileRate: 2:00.80 LeadTime: 6.90s First Qtr: 27.80s Second Qtr: 33.90s Third Qtr: 31.30s Fourth Qtr: 29.30s

DATA TABLE: 800 / 400 Posi's are position from leader and (how wide the horse was at that position)

No	Horse	Plc	Mar	800 Posi	400 Posi	Time	3rd Qtr	4th Qt
7	WHISPERING KEV	1	0.0m	6.0m (1)	0.8m (1)	2:09.20	30.91s	29.24s
9	TERRAGONG SWINGER	2	1.3m	10.0m (1)	5.0m (1)	2:09.30	30.91s	29.03s
5	JETS REASON	3	9.2m	0.0m (0)	0.0m (0)	2:09.91	31.32s	29.97s
1	THINK CHRISTI	4	21.8m	4.2m (0)	4.6m (0)	2:10.88	31.37s	30.55s
6	FIRST FOUR LETTERS	5	25.7m	12.4m (0)	10.2m (1)	2:11.17	31.17s	30.43s
4	MISS PIPPA	6	26.4m	8.6m (0)	11.0m (0)	2:11.23	31.52s	30.42s
2	SPLASH ATTAQUE	7	53.2m	23.6m (0)	16.4m (0)	2:13.29	30.85s	31.98s
3	PIPPA CHEER	8	385.1m	280.0m (0)	320.0m (0)	2:38.79	34.47s	34.04s

Finish Position and metres gained

First Arrow shows distance gain/loss from 2nd Qtr to 3rd Qtr,
Second Arrow shows distance gain/loss from 3rd Qtr to Finish
Blue arrow indicates best gain in these quarters.



Young Race 7 Distance 1720m

Tuesday, 11 February 2025

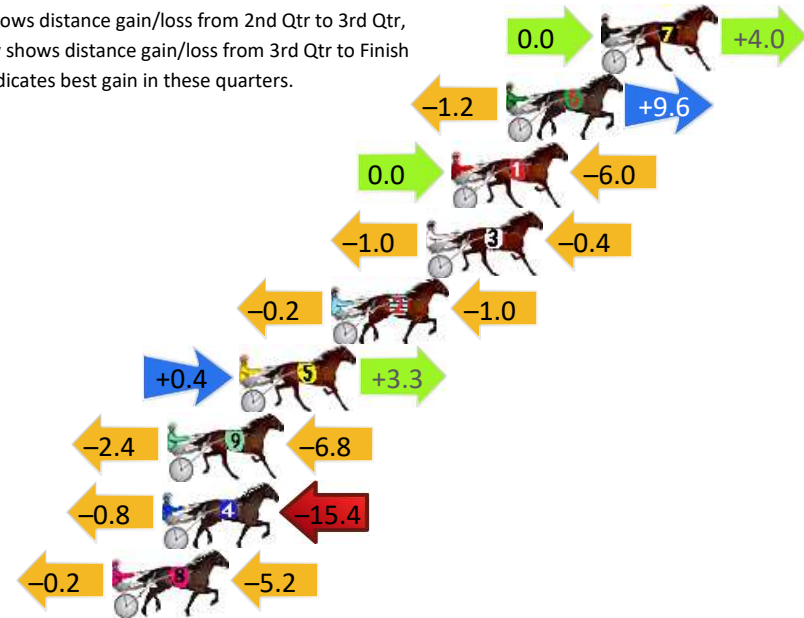
Gross Time: 2:10.20 MileRate: 2:01.80 LeadTime: 6.40s First Qtr: 29.40s Second Qtr: 33.70s Third Qtr: 30.70s Fourth Qtr: 30.00s

DATA TABLE: 800 / 400 Posi's are position from leader and (how wide the horse was at that position)

NoHorse	Plc	Mar	800 Posi	400 Posi	Time	3rd Qtr	4th Qt	
7	COMPLICATED	1	0.0m	4.0m (0)	4.0m (0)	2:10.20	30.70s	29.70s
6	JUSTADIVA	2	3.8m	12.2m (0)	13.4m (1)	2:10.50	30.78s	29.28s
1	WEENEEDDREAMS	3	6.0m	0.0m (0)	0.0m (0)	2:10.67	30.71s	30.45s
3	LOCHART SHARD	4	7.0m	5.6m (1)	6.6m (1)	2:10.75	30.78s	30.03s
2	GOODTIME JAZZI	5	10.8m	9.6m (1)	9.8m (2)	2:11.05	30.72s	30.07s
5	LA BOMBA	6	14.5m	18.2m (1)	17.8m (1)	2:11.34	30.67s	29.75s
9	SPORTS LINER	7	17.4m	8.2m (0)	10.6m (0)	2:11.57	30.89s	30.51s
4	FOVEAUX MAJOR	8	17.6m	1.4m (1)	2.2m (1)	2:11.58	30.77s	31.15s
8	ANDREW SWAGGER	9	19.6m	14.2m (1)	14.4m (2)	2:11.74	30.72s	30.39s

Finish Position and metres gained

First Arrow shows distance gain/loss from 2nd Qtr to 3rd Qtr, Second Arrow shows distance gain/loss from 3rd Qtr to Finish Blue arrow indicates best gain in these quarters.



800

Visual positions in race at 2nd Quarter



400

Visual positions in race at 3rd Quarter

