

Bathurst Race 1 Distance 2260m

Wednesday, 12 February 2025


Gross Time: 2:48.40 MileRate: 1:59.90 LeadTime: 47.70s First Qtr: 31.10s Second Qtr: 31.30s Third Qtr: 28.90s Fourth Qtr: 29.40s

DATA TABLE: 800 / 400 Posi's are position from leader and (how wide the horse was at that position)

No	Horse	Plc	Mar	800 Posi	400 Posi	Time	3rd Qtr	4th Qt
8	FUNDA	1	0.0m	9.6m (1)	9.4m (1)	2:48.40	28.89s	28.71s
3	SEVEN TEE TWO	2	0.5m	12.2m (0)	13.8m (0)	2:48.44	29.02s	28.43s
4	UNCLE SPORTY	3	2.7m	4.8m (1)	4.4m (1)	2:48.61	28.87s	29.28s
1	RUSTY DANCER	4	3.0m	0.0m (0)	0.0m (0)	2:48.63	28.90s	29.62s
9	CERISE RAINBOW	5	4.2m	4.0m (0)	4.2m (0)	2:48.72	28.91s	29.40s
5	BAM BAM BROOK	6	8.9m	0.4m (1)	0.0m (1)	2:49.09	28.87s	30.05s
10	MAMMALS HEART	7	15.7m	8.0m (0)	9.6m (0)	2:49.61	29.01s	29.85s
2	ABSOLUTE WEAPON	8	21.5m	13.8m (1)	16.6m (1)	2:50.06	29.10s	29.76s
6	CAPTAIN LLANFAIR	9	25.1m	17.6m (0)	23.0m (0)	2:50.33	29.29s	29.55s

Finish Position and metres gained

First Arrow shows distance gain/loss from 2nd Qtr to 3rd Qtr, Second Arrow shows distance gain/loss from 3rd Qtr to Finish
Blue arrow indicates best gain in these quarters.



800

Visual positions in race at 2nd Quarter



400

Visual positions in race at 3rd Quarter



Bathurst Race 2 Distance 1730m

Wednesday, 12 February 2025




Gross Time: 2:05.90 MileRate: 1:57.10 LeadTime: 8.10s First Qtr: 29.20s Second Qtr: 30.30s Third Qtr: 29.30s Fourth Qtr: 29.00s

DATA TABLE: 800 / 400 Posi's are position from leader and (how wide the horse was at that position)

No	Horse	Plc	Mar	800 Posi	400 Posi	Time	3rd Qtr	4th Qt
10	LIMBO LILLY	1	0.0m	0.0m (0)	0.0m (0)	2:05.90	29.30s	29.00s
1	BARBARADAWN SHANNON	2	1.4m	8.8m (0)	10.0m (0)	2:06.01	29.38s	28.38s
5	TRUE LOGIC	3	3.3m	0.4m (1)	0.8m (1)	2:06.15	29.33s	29.18s
7	FLIRTS DIVA	4	6.2m	10.0m (1)	9.8m (2)	2:06.37	29.28s	28.74s
9	TULHURST JANET	5	8.9m	12.8m (0)	13.6m (1)	2:06.58	29.36s	28.66s
2	BELLAGANOOSH	6	11.9m	4.0m (0)	5.8m (0)	2:06.81	29.43s	29.44s
6	TULHURST PEBBLES	7	15.1m	5.0m (1)	6.8m (1)	2:07.05	29.43s	29.60s
8	AUNTY STAR	8	18.8m	14.4m (1)	13.8m (2)	2:07.33	29.26s	29.36s
4	SCARLET BLING	9	45.9m	36.0m (0)	25.8m (1)	2:09.39	28.57s	30.45s
3	LAUREN LINO	10	87.7m	18.4m (0)	22.2m (0)	2:12.57	29.60s	33.72s

Finish Position and metres gained

First Arrow shows distance gain/loss from 2nd Qtr to 3rd Qtr, Second Arrow shows distance gain/loss from 3rd Qtr to Finish. Blue arrow indicates best gain in these quarters.



Bathurst Race 3 Distance 1730m

Wednesday, 12 February 2025


Gross Time: 2:06.40 MileRate: 1:57.60 LeadTime: 8.00s First Qtr: 28.70s Second Qtr: 32.10s Third Qtr: 28.60s Fourth Qtr: 29.00s

DATA TABLE: 800 / 400 Posi's are position from leader and (how wide the horse was at that position)

NoHorse	Plc	Mar	800 Posi	400 Posi	Time	3rd Qtr	4th Qt
9 COUNT MONTECARLO	1	0.0m	8.2m (0)	8.8m (0)	2:06.40	28.65s	28.37s
3 TINNY MAHONEY	2	1.3m	8.8m (1)	7.2m (1)	2:06.50	28.49s	28.57s
1 BATED BREATH	3	2.1m	4.2m (0)	4.4m (0)	2:06.56	28.62s	28.83s
4 SPECIAL SPIN	4	4.0m	13.6m (1)	11.8m (1)	2:06.70	28.48s	28.44s
6 TULHURST WRITER	5	4.4m	0.0m (0)	0.0m (0)	2:06.73	28.60s	29.32s
5 VINCERO	6	9.4m	12.6m (0)	13.2m (0)	2:07.12	28.64s	28.73s
8 FAKE MINT	7	9.4m	17.8m (0)	18.4m (0)	2:07.12	28.65s	28.35s
7 NEVERTOOLATE	8	9.8m	17.4m (1)	16.4m (1)	2:07.15	28.53s	28.52s
2 VALENTINI	9	27.2m	4.6m (1)	2.8m (1)	2:08.47	28.46s	30.76s

Finish Position and metres gained

First Arrow shows distance gain/loss from 2nd Qtr to 3rd Qtr, Second Arrow shows distance gain/loss from 3rd Qtr to Finish
Blue arrow indicates best gain in these quarters.



800

Visual positions in race at 2nd Quarter



400

Visual positions in race at 3rd Quarter



Bathurst Race 4 Distance 1730m

Wednesday, 12 February 2025


Gross Time: 2:04.60 MileRate: 1:55.90 LeadTime: 8.30s First Qtr: 27.80s Second Qtr: 30.30s Third Qtr: 29.10s Fourth Qtr: 29.10s

DATA TABLE: 800 / 400 Posi's are position from leader and (how wide the horse was at that position)

No	Horse	Plc	Mar	800 Posi	400 Posi	Time	3rd Qtr	4th Qt
9	ROAD TO RECOVERY	1	0.0m	7.2m (0)	4.4m (0)	2:04.60	28.90s	28.78s
4	TEARIN UP THE SAND	2	1.5m	0.0m (0)	0.0m (0)	2:04.71	29.10s	29.21s
7	ALWAYSBMYPONY	3	5.4m	22.6m (1)	14.4m (3)	2:05.01	28.51s	28.45s
2	DREAM MELODY	4	9.4m	11.8m (0)	8.8m (0)	2:05.32	28.88s	29.14s
10	KINGSTON SHANNON	5	10.5m	13.8m (1)	7.0m (2)	2:05.40	28.61s	29.35s
8	BORROWED TIME	6	14.6m	9.2m (1)	12.4m (2)	2:05.71	29.33s	29.26s
5	MISTERFOURTHOUS AND	7	16.5m	2.2m (2)	7.4m (1)	2:05.86	29.48s	29.76s
3	HOOKED ON WINNING	8	20.2m	18.4m (1)	13.8m (0)	2:06.14	28.77s	29.56s
1	SHAUN SHANNON	9	35.1m	2.8m (1)	2.4m (1)	2:07.28	29.07s	31.47s
6	CHELSEAS GIRL	10	40.0m	12.4m (2)	9.8m (3)	2:07.65	28.91s	31.28s

Finish Position and metres gained

First Arrow shows distance gain/loss from 2nd Qtr to 3rd Qtr, Second Arrow shows distance gain/loss from 3rd Qtr to Finish
Blue arrow indicates best gain in these quarters.



800

Visual positions in race at 2nd Quarter



400

Visual positions in race at 3rd Quarter



Bathurst Race 5 Distance 1730m

Wednesday, 12 February 2025


Gross Time: 2:07.10 MileRate: 1:58.20 LeadTime: 8.00s First Qtr: 28.70s Second Qtr: 32.60s Third Qtr: 28.40s Fourth Qtr: 29.40s

DATA TABLE: 800 / 400 Posi's are position from leader and (how wide the horse was at that position)

No	Horse	Plc	Mar	800 Posi	400 Posi	Time	3rd Qtr	4th Qt
5	MIA ON	1	0.0m	13.4m (1)	10.0m (2)	2:07.10	28.17s	28.67s
1	ROCKNROLL RAMBO	2	4.9m	0.0m (0)	0.0m (0)	2:07.48	28.39s	29.76s
2	GET UP BETTY	3	5.1m	9.0m (0)	9.0m (0)	2:07.49	28.40s	29.11s
3	ALWAYS ADORNED	3	5.1m	4.8m (0)	4.4m (0)	2:07.49	28.37s	29.45s
7	GABBYS SPORTSTAR	5	5.6m	17.6m (1)	13.8m (0)	2:07.53	28.14s	28.80s
4	IDEAL DENNY	6	5.9m	5.0m (1)	5.2m (2)	2:07.55	28.41s	29.45s
8	DEEBO	6	5.9m	1.4m (1)	3.8m (1)	2:07.55	28.57s	29.55s
6	SATELLITE SIMBA	8	18.3m	8.8m (1)	0.6m (2)	2:08.51	27.79s	30.69s

Finish Position and metres gained

First Arrow shows distance gain/loss from 2nd Qtr to 3rd Qtr,
Second Arrow shows distance gain/loss from 3rd Qtr to Finish
Blue arrow indicates best gain in these quarters.



8
0
0

Visual positions in race at 2nd Quarter



4
0
0

Visual positions in race at 3rd Quarter



Bathurst Race 6 Distance 1730m

Wednesday, 12 February 2025



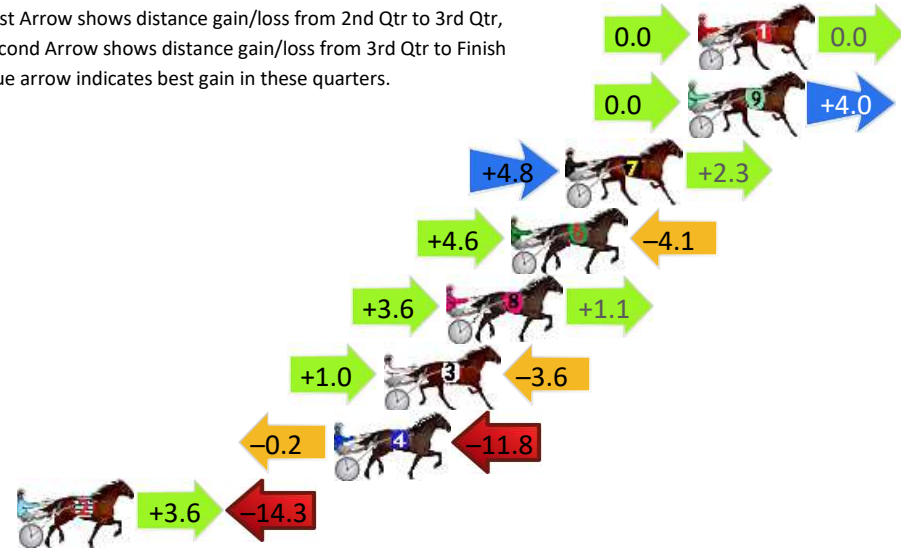
Gross Time: 2:09.90 MileRate: 2:00.80 LeadTime: 8.40s First Qtr: 31.50s Second Qtr: 32.20s Third Qtr: 29.00s Fourth Qtr: 28.80s

DATA TABLE: 800 / 400 Posi's are position from leader and (how wide the horse was at that position)

No	Horse	Plc	Mar	800 Posi	400 Posi	Time	3rd Qtr	4th Qt
1	SIX TIMES A LADY	1	0.0m	0.0m (0)	0.0m (0)	2:09.90	29.00s	28.80s
9	JILLIBY TSUNAMI	2	0.4m	4.4m (0)	4.4m (0)	2:09.93	29.00s	28.51s
7	DUSTY MUSTER	3	5.3m	12.4m (1)	7.6m (2)	2:10.30	28.65s	28.64s
6	THE RINGMASTER	4	7.5m	8.0m (1)	3.4m (2)	2:10.47	28.67s	29.09s
8	WHATABOUTBRONS ON	5	10.1m	14.8m (0)	11.2m (1)	2:10.66	28.74s	28.72s
3	LLANFAIR LLEWELLAN	6	12.6m	10.0m (0)	9.0m (0)	2:10.85	28.93s	29.06s
4	MITTYS THREE ACES	7	14.6m	2.6m (1)	2.8m (1)	2:11.00	29.02s	29.64s
2	CHILLAX	8	27.3m	16.6m (1)	13.0m (2)	2:11.96	28.74s	29.82s

Finish Position and metres gained

First Arrow shows distance gain/loss from 2nd Qtr to 3rd Qtr,
Second Arrow shows distance gain/loss from 3rd Qtr to Finish
Blue arrow indicates best gain in these quarters.





Bathurst Race 7 Distance 2260m

Wednesday, 12 February 2025

Gross Time: 2:51.60 MileRate: 2:02.20 LeadTime: 49.40s First Qtr: 32.50s Second Qtr: 32.10s Third Qtr: 29.20s Fourth Qtr: 28.40s

DATA TABLE: 800 / 400 Posi's are position from leader and (how wide the horse was at that position)

No	Horse	Plc	Mar	800 Posi	400 Posi	Time	3rd Qtr	4th Qt
8	TEDRICK BRADY	1	0.0m	15.8m (1)	0.0m (1)	2:51.60	28.07s	28.40s
5	BOOMER SHANNON	2	9.8m	0.0m (0)	2.2m (0)	2:52.33	29.37s	28.94s
1	ONEOFMANY	3	15.0m	4.0m (0)	6.4m (0)	2:52.72	29.38s	29.01s
9	WARRAWEE JACK	4	21.3m	8.2m (0)	11.2m (0)	2:53.19	29.42s	29.11s
10	MONSTER MINT	5	25.5m	12.6m (0)	17.0m (0)	2:53.50	29.52s	29.00s
6	CALM FRANCO	6	30.5m	10.8m (1)	8.8m (1)	2:53.88	29.08s	29.93s
4	CAM I AM	7	31.0m	16.8m (0)	22.2m (0)	2:53.91	29.60s	29.02s
7	SONNY WRITER	8	34.7m	20.2m (1)	12.6m (2)	2:54.19	28.68s	29.96s
3	JOHEMIAN	9	35.3m	21.4m (0)	15.2m (1)	2:54.23	28.78s	29.82s
2	RIP ROCK	10	45.4m	26.4m (0)	20.6m (1)	2:54.99	28.81s	30.15s



Bathurst Race 8 Distance 2260m

Wednesday, 12 February 2025

Gross Time: 2:51.40 MileRate: 2:02.10 LeadTime: 49.70s First Qtr: 31.70s Second Qtr: 31.60s Third Qtr: 29.10s Fourth Qtr: 29.30s

DATA TABLE: 800 / 400 Posi's are position from leader and (how wide the horse was at that position)

No	Horse	Plc	Mar	800 Posi	400 Posi	Time	3rd Qtr	4th Qt
4	REDUCE SPEED	1	0.0m	0.0m (0)	0.0m (0)	2:51.40	29.10s	29.30s
2	ULTIMATE COOKIE	2	2.1m	13.2m (0)	12.4m (0)	2:51.56	29.04s	28.55s
1	PYEKAKARIKI	3	5.3m	4.8m (0)	4.4m (0)	2:51.81	29.07s	29.37s
5	THE HEATS ON LEXY	4	5.7m	7.6m (1)	4.8m (2)	2:51.84	28.90s	29.37s
9	DOMUS ANGELI	5	6.7m	8.8m (0)	8.4m (0)	2:51.91	29.07s	29.18s
7	AURORA JENNY	6	11.6m	11.8m (1)	9.0m (1)	2:52.29	28.90s	29.49s
8	RINGAROSA	7	20.5m	19.6m (0)	17.0m (0)	2:52.98	28.91s	29.55s
6	BEAUTIFULLY PUT	8	28.8m	3.6m (1)	2.8m (1)	2:53.61	29.04s	31.19s
10	DIXIE SHANNON	9	30.7m	19.8m (1)	14.6m (1)	2:53.76	28.72s	30.47s
3	PEPPERMINT	10	680.2m	400.0m (0)	500.0m (0)	3:43.67	36.31s	42.43s

Finish Position and metres gained

First Arrow shows distance gain/loss from 2nd Qtr to 3rd Qtr, Second Arrow shows distance gain/loss from 3rd Qtr to Finish. Blue arrow indicates best gain in these quarters.

