

Penrith Race 1 Distance 1720m



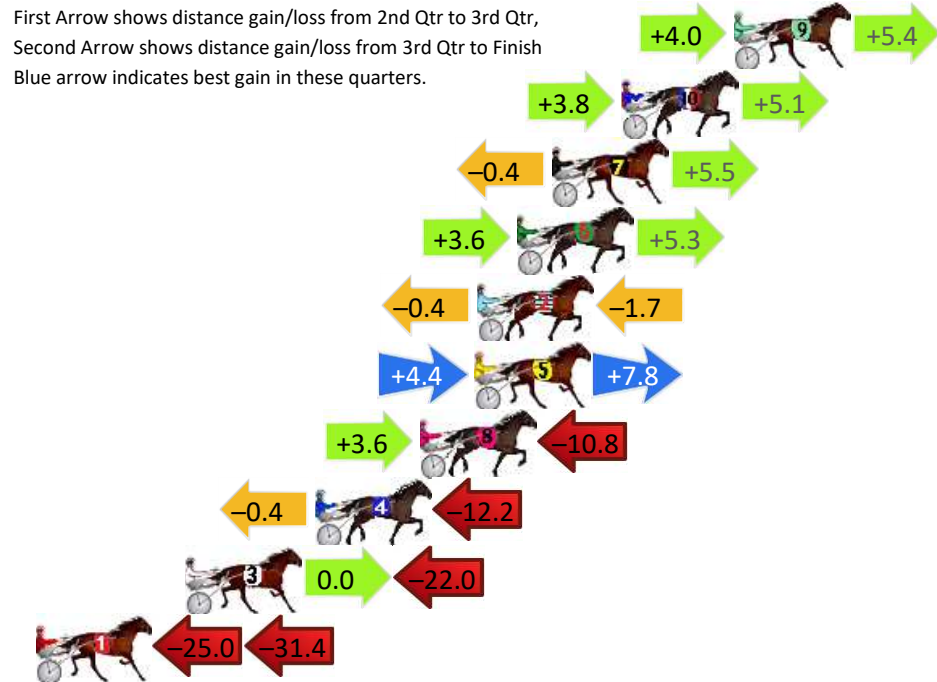
Thursday, 13 February 2025

Gross Time: 2:03.00 MileRate: 1:55.10 LeadTime: 7.20s First Qtr: 28.40s Second Qtr: 29.90s Third Qtr: 28.60s Fourth Qtr: 28.90s

DATA TABLE: 800 / 400 Posi's are position from leader and (how wide the horse was at that position)

No	Horse	Plc	Mar	800 Posi	400 Posi	Time	3rd Qtr	4th Qt
9	TIMELY SOVEREIGN	1	0.0m	9.4m (1)	5.4m (2)	2:03.00	28.32s	28.51s
10	WHEREISHE	2	4.5m	13.4m (1)	9.6m (2)	2:03.34	28.33s	28.53s
7	NOTSOKOOL	3	7.3m	12.4m (0)	12.8m (1)	2:03.55	28.63s	28.50s
6	INDASKY	4	8.7m	17.6m (1)	14.0m (2)	2:03.66	28.34s	28.52s
2	BOBBY WATERHOUSE	5	10.3m	8.2m (0)	8.6m (0)	2:03.78	28.63s	29.02s
5	RIO DE JANEIRO BLUE	6	10.4m	22.6m (1)	18.2m (1)	2:03.79	28.29s	28.34s
8	DESIDERIO	7	12.6m	5.4m (1)	1.8m (1)	2:03.96	28.34s	29.68s
4	FEAR THE EAGLE	8	16.8m	4.2m (0)	4.6m (0)	2:04.27	28.62s	29.78s
3	WHISKEY ROYALE	9	22.0m	0.0m (0)	0.0m (0)	2:04.67	28.59s	30.48s
1	GIMMEFIVEMINUTES MORE	10	116.4m	60.0m (0)	85.0m (0)	2:11.83	30.38s	31.16s

Finish Position and metres gained



Penrith Race 2 Distance 2125m

Thursday, 13 February 2025

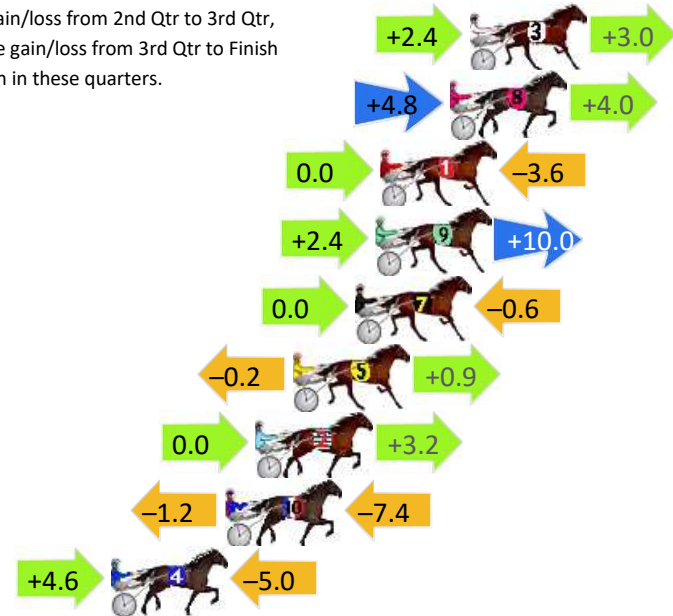
Gross Time: 2:35.60 MileRate: 1:57.90 LeadTime: 36.70s First Qtr: 30.40s Second Qtr: 29.80s Third Qtr: 29.00s Fourth Qtr: 29.70s

DATA TABLE: 800 / 400 Posi's are position from leader and (how wide the horse was at that position)

No	Horse	Plc	Mar	800 Posi	400 Posi	Time	3rd Qtr	4th Qt
3	RAYS REDEMPTION	1	0.0m	5.4m (1)	3.0m (2)	2:35.60	28.83s	29.48s
8	ROCKSIE ROCK	2	0.8m	9.6m (1)	4.8m (3)	2:35.66	28.65s	29.40s
1	OUR ULTIMATE STORMY	3	3.6m	0.0m (0)	0.0m (0)	2:35.88	29.00s	29.97s
9	PLAYFUL MISS	4	3.8m	16.2m (0)	13.8m (1)	2:35.90	28.83s	28.96s
7	BARA RILEY	5	4.6m	4.0m (0)	4.0m (0)	2:35.96	29.00s	29.74s
5	ONE MORE ALTA	6	7.1m	7.8m (0)	8.0m (1)	2:36.15	29.02s	29.63s
2	TRISTAR FOR CHRIS	7	8.6m	11.8m (0)	11.8m (0)	2:36.27	29.00s	29.46s
10	GREY CADILLAC	8	9.8m	1.2m (1)	2.4m (1)	2:36.36	29.08s	30.25s
4	OUR ULTIMATE LAYLA	9	14.4m	14.0m (1)	9.4m (2)	2:36.72	28.66s	30.07s

Finish Position and metres gained

First Arrow shows distance gain/loss from 2nd Qtr to 3rd Qtr, Second Arrow shows distance gain/loss from 3rd Qtr to Finish
Blue arrow indicates best gain in these quarters.



800

Visual positions in race at 2nd Quarter



400

Visual positions in race at 3rd Quarter



Penrith Race 3 Distance 1720m

Thursday, 13 February 2025

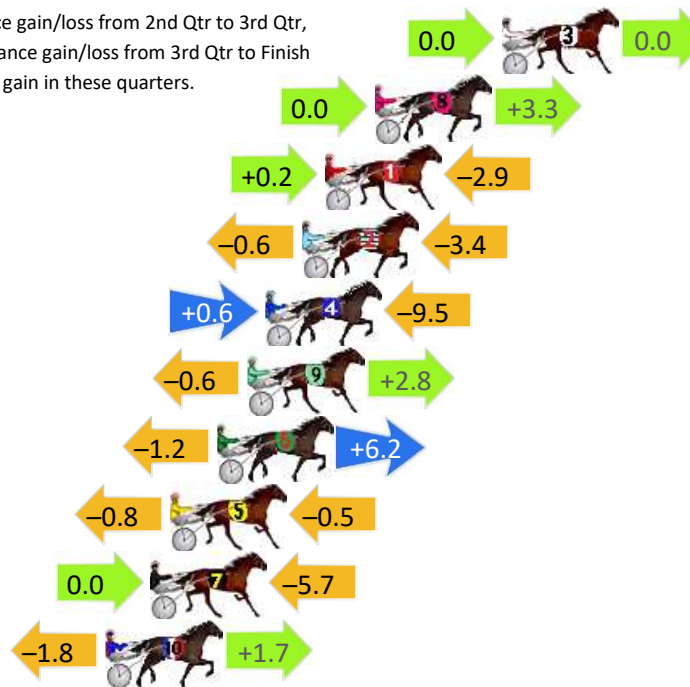
Gross Time: 2:03.20 MileRate: 1:55.30 LeadTime: 7.30s First Qtr: 29.30s Second Qtr: 30.20s Third Qtr: 28.30s Fourth Qtr: 28.10s

DATA TABLE: 800 / 400 Posi's are position from leader and (how wide the horse was at that position)

No	Horse	Plc	Mar	800 Posi	400 Posi	Time	3rd Qtr	4th Qt
3	ANGUS INDIANA	1	0.0m	0.0m (1)	0.0m (1)	2:03.20	28.30s	28.10s
8	OURTREACHEROUS REIGN	2	5.1m	8.4m (1)	8.4m (2)	2:03.58	28.30s	27.87s
1	MERRYWOOD TONY	3	7.1m	4.4m (0)	4.2m (0)	2:03.72	28.29s	28.30s
2	DAN FERNANDO	4	8.0m	4.0m (1)	4.6m (1)	2:03.79	28.34s	28.34s
4	PELIGROSO	5	9.5m	0.6m (0)	0.0m (0)	2:03.90	28.26s	28.76s
9	NIKI NAH NAH	6	10.2m	12.4m (1)	13.0m (1)	2:03.95	28.34s	27.90s
6	PRINCE OF PEACE	7	11.4m	16.4m (1)	17.6m (1)	2:04.04	28.38s	27.67s
5	POLKA DELIGHT	8	13.3m	12.0m (0)	12.8m (0)	2:04.18	28.36s	28.13s
7	IDEAL IN DREAMS	9	14.1m	8.4m (0)	8.4m (0)	2:04.24	28.30s	28.50s
10	SWEDISH MEATBALLS	10	15.9m	15.8m (0)	17.6m (0)	2:04.37	28.43s	27.98s

Finish Position and metres gained

First Arrow shows distance gain/loss from 2nd Qtr to 3rd Qtr, Second Arrow shows distance gain/loss from 3rd Qtr to Finish
Blue arrow indicates best gain in these quarters.



800

Visual positions in race at 2nd Quarter



400

Visual positions in race at 3rd Quarter



Penrith Race 4 Distance 1720m

Thursday, 13 February 2025


Gross Time: 2:02.60 MileRate: 1:54.70 LeadTime: 7.20s First Qtr: 29.30s Second Qtr: 29.70s Third Qtr: 28.30s Fourth Qtr: 28.10s

DATA TABLE: 800 / 400 Posi's are position from leader and (how wide the horse was at that position)

No	Horse	Plc	Mar	800 Posi	400 Posi	Time	3rd Qtr	4th Qt
4	AMERICAN HAMMER	1	0.0m	3.6m (0)	4.2m (0)	2:02.60	28.34s	27.81s
2	ITZMINEONTHELINE	2	0.8m	0.0m (0)	0.0m (0)	2:02.66	28.30s	28.16s
7	TOTAL DIVA	3	2.6m	11.6m (0)	12.8m (0)	2:02.79	28.38s	27.39s
3	WHATABOYJACK	4	3.3m	4.6m (1)	5.4m (2)	2:02.84	28.36s	27.95s
8	ONE FOR THE RODI	5	5.5m	9.4m (1)	10.8m (2)	2:03.01	28.40s	27.73s
9	BLACK ONYX	6	6.8m	14.2m (1)	14.8m (2)	2:03.10	28.34s	27.54s
1	THE REAL MCCOY	7	7.4m	7.4m (0)	8.6m (0)	2:03.15	28.38s	28.02s
6	JALANEEL	8	15.6m	15.8m (0)	15.2m (1)	2:03.75	28.26s	28.13s
5	GO OH MICKY	9	33.6m	0.4m (1)	6.6m (1)	2:05.08	28.74s	29.99s

Finish Position and metres gained

First Arrow shows distance gain/loss from 2nd Qtr to 3rd Qtr, Second Arrow shows distance gain/loss from 3rd Qtr to Finish. Blue arrow indicates best gain in these quarters.



800

Visual positions in race at 2nd Quarter



400

Visual positions in race at 3rd Quarter



Penrith Race 5 Distance 1720m

Thursday, 13 February 2025

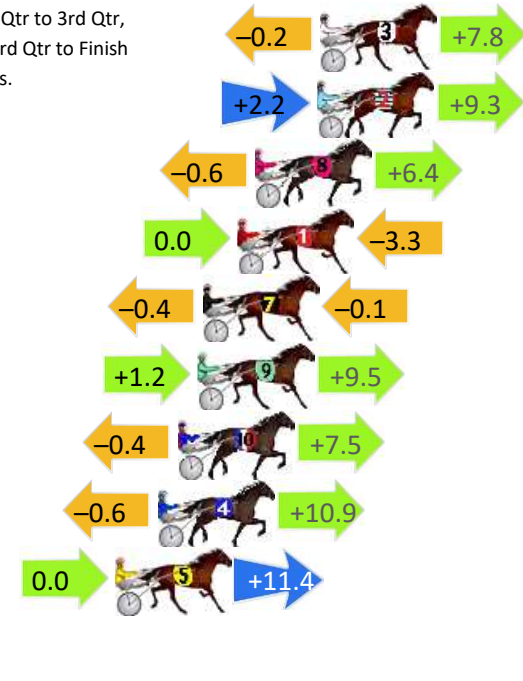
Gross Time: 2:04.40 MileRate: 1:56.40 LeadTime: 7.50s First Qtr: 28.90s Second Qtr: 29.60s Third Qtr: 28.70s Fourth Qtr: 29.70s

DATA TABLE: 800 / 400 Posi's are position from leader and (how wide the horse was at that position)

No	Horse	Plc	Mar	800 Posi	400 Posi	Time	3rd Qtr	4th Qt
3	TELL ME THIS	1	0.0m	7.6m (1)	7.8m (1)	2:04.40	28.72s	29.12s
2	CROWN MOJO	2	0.1m	11.6m (1)	9.4m (2)	2:04.41	28.55s	29.01s
8	REIGN MAKER	3	2.6m	8.4m (0)	9.0m (0)	2:04.60	28.75s	29.23s
1	SILENT REACTION	4	3.3m	0.0m (0)	0.0m (0)	2:04.66	28.70s	29.94s
7	TEAM OF STARZZZ	5	4.7m	4.2m (0)	4.6m (0)	2:04.77	28.73s	29.71s
9	STELLINA	6	4.9m	15.6m (1)	14.4m (2)	2:04.78	28.62s	29.00s
10	LYNNSANITY	7	5.7m	12.8m (0)	13.2m (0)	2:04.84	28.74s	29.15s
4	PRINCE POTTER	8	6.5m	16.8m (0)	17.4m (0)	2:04.91	28.76s	28.90s
5	FIFTYSHADES CRESCO	9	8.2m	19.6m (1)	19.6m (1)	2:05.04	28.71s	28.86s
6	IMPULSIVE GEORGE	10	67.3m	3.2m (1)	12.2m (1)	2:09.64	29.28s	33.77s

Finish Position and metres gained

First Arrow shows distance gain/loss from 2nd Qtr to 3rd Qtr, Second Arrow shows distance gain/loss from 3rd Qtr to Finish
Blue arrow indicates best gain in these quarters.



Visual positions in race at 2nd Quarter



Visual positions in race at 3rd Quarter



Penrith Race 6 Distance 1720m

Thursday, 13 February 2025



Gross Time: 2:04.70 MileRate: 1:56.70 LeadTime: 7.30s First Qtr: 29.00s Second Qtr: 30.30s Third Qtr: 28.50s Fourth Qtr: 29.60s

DATA TABLE: 800 / 400 Posi's are position from leader and (how wide the horse was at that position)

No	Horse	Plc	Mar	800 Posi	400 Posi	Time	3rd Qtr	4th Qt
9	ART IDEAL	1	0.0m	3.6m (1)	2.6m (1)	2:04.70	28.43s	29.41s
7	ZEUSS	2	2.2m	7.6m (1)	7.4m (1)	2:04.87	28.49s	29.22s
5	TIGERLICIOUS	3	2.6m	24.4m (0)	23.2m (1)	2:04.90	28.44s	28.08s
4	LOCKITINEDDY	4	2.7m	0.0m (0)	0.0m (0)	2:04.91	28.50s	29.80s
3	THE COUNTY SHERIFF	5	6.8m	4.4m (0)	4.4m (0)	2:05.23	28.50s	29.78s
10	IMA SHINKANSEN	6	10.3m	12.2m (1)	12.4m (1)	2:05.50	28.52s	29.45s
1	DYNAMITES BEST	7	10.8m	15.4m (0)	16.4m (0)	2:05.54	28.58s	29.19s
8	WHAT FOR	8	15.0m	19.6m (0)	21.6m (0)	2:05.86	28.65s	29.11s
2	BLISSES BEST	9	20.4m	10.6m (0)	11.6m (0)	2:06.28	28.56s	30.25s
6	OUR THUNDER	10	20.7m	18.2m (1)	18.2m (1)	2:06.31	28.50s	29.78s


Finish Position and metres gained

First Arrow shows distance gain/loss from 2nd Qtr to 3rd Qtr, Second Arrow shows distance gain/loss from 3rd Qtr to Finish. Blue arrow indicates best gain in these quarters.



800

Visual positions in race at 2nd Quarter



400

Visual positions in race at 3rd Quarter



Penrith Race 7 Distance 1720m

Thursday, 13 February 2025




Gross Time: 2:05.60 MileRate: 1:57.50 LeadTime: 7.90s First Qtr: 29.50s Second Qtr: 29.50s Third Qtr: 28.80s Fourth Qtr: 29.90s

DATA TABLE: 800 / 400 Posi's are position from leader and (how wide the horse was at that position)

No	Horse	Plc	Mar	800 Posi	400 Posi	Time	3rd Qtr	4th Qt
5	LOCHINVAR MAGIC	1	0.0m	0.0m (0)	0.0m (0)	2:05.60	28.80s	29.90s
2	MISTER WELLS	2	5.2m	11.4m (0)	10.8m (0)	2:06.01	28.76s	29.48s
4	IM NO GIFT	3	6.5m	5.6m (0)	5.8m (0)	2:06.11	28.81s	29.95s
8	ECLIPSE LINE	4	10.5m	26.2m (1)	21.8m (2)	2:06.42	28.49s	29.06s
7	ROCK AN ROWA	5	12.4m	30.4m (1)	26.8m (2)	2:06.57	28.56s	28.83s
9	GET US A TINNY	6	15.5m	37.4m (0)	30.0m (0)	2:06.81	28.28s	28.82s
6	ROSA DUNDEE	7	18.7m	22.4m (0)	23.2m (1)	2:07.06	28.86s	29.57s
3	TAP OUT	8	24.0m	16.0m (0)	21.6m (0)	2:07.48	29.21s	30.08s
1	KINDIE PRINCESS	9	65.1m	49.2m (0)	55.0m (0)	2:10.70	29.21s	30.65s

Finish Position and metres gained

First Arrow shows distance gain/loss from 2nd Qtr to 3rd Qtr,
Second Arrow shows distance gain/loss from 3rd Qtr to Finish
Blue arrow indicates best gain in these quarters.



Penrith Race 8 Distance 1720m

Thursday, 13 February 2025


Gross Time: 2:05.90 MileRate: 1:57.80 LeadTime: 7.70s First Qtr: 30.00s Second Qtr: 30.10s Third Qtr: 28.80s Fourth Qtr: 29.30s

DATA TABLE: 800 / 400 Posi's are position from leader and (how wide the horse was at that position)

No	Horse	Plc	Mar	800 Posi	400 Posi	Time	3rd Qtr	4th Qt
9	SPARKLA	1	0.0m	2.2m (1)	2.0m (1)	2:05.90	28.79s	29.15s
2	KASBAH	2	0.4m	0.0m (0)	0.0m (0)	2:05.93	28.80s	29.33s
10	HUNGER STRIKE	3	4.2m	14.8m (1)	7.2m (2)	2:06.22	28.25s	29.08s
1	KNOCKOUT TYSON	4	5.7m	4.0m (0)	5.2m (0)	2:06.34	28.89s	29.34s
7	BART MAGUIRE	5	12.3m	8.6m (0)	9.8m (0)	2:06.85	28.89s	29.48s
8	ROCKETON	6	12.9m	12.8m (0)	14.8m (0)	2:06.89	28.95s	29.16s
6	HOLZHAUER	7	15.5m	17.0m (0)	17.6m (1)	2:07.09	28.84s	29.15s
3	OURSURFINSAFARI	8	17.1m	10.4m (1)	13.4m (1)	2:07.21	29.01s	29.57s
4	WUNDERLAND	9	24.4m	6.4m (1)	7.8m (1)	2:07.77	28.89s	30.51s
5	TARAMIN	10	25.6m	18.8m (1)	18.4m (2)	2:07.87	28.77s	29.82s

Finish Position and metres gained

First Arrow shows distance gain/loss from 2nd Qtr to 3rd Qtr, Second Arrow shows distance gain/loss from 3rd Qtr to Finish
Blue arrow indicates best gain in these quarters.



800

Visual positions in race at 2nd Quarter



400

Visual positions in race at 3rd Quarter

