

Tamworth Race 1 Distance 1609m

Thursday, 13 February 2025


Gross Time: 1:58.70 MileRate: 1:58.70 LeadTime: 0.00s First Qtr: 31.40s Second Qtr: 31.10s Third Qtr: 27.70s Fourth Qtr: 28.60s

DATA TABLE: 800 / 400 Posi's are position from leader and (how wide the horse was at that position)

No	Horse	Plc	Mar	800 Posi	400 Posi	Time	3rd Qtr	4th Qt
8	LULLABY	1	0.0m	4.2m (1)	2.6m (1)	1:58.70	27.59s	28.42s
2	THE AFRICAN QUEEN	2	2.5m	0.0m (0)	0.0m (0)	1:58.89	27.70s	28.78s
3	SWEET VALERIA	3	26.9m	4.2m (0)	6.4m (0)	2:00.72	27.83s	30.06s
7	MAKE MINE MERICAN	4	31.9m	12.8m (1)	24.0m (1)	2:01.10	28.47s	29.16s
6	WHAT AGAIN SHANNON	5	33.2m	14.4m (0)	27.0m (0)	2:01.19	28.57s	29.04s
4	MOONLIGHT RIVER	6	33.2m	8.2m (1)	16.8m (1)	2:01.19	28.28s	29.77s
5	ELLIE RIPPIN	7	36.8m	17.0m (1)	29.8m (1)	2:01.46	28.59s	29.10s
1	LIV ON LOVE	8	47.3m	8.8m (0)	20.6m (0)	2:02.25	28.50s	30.50s

Finish Position and metres gained

First Arrow shows distance gain/loss from 2nd Qtr to 3rd Qtr, Second Arrow shows distance gain/loss from 3rd Qtr to Finish Blue arrow indicates best gain in these quarters.



800

Visual positions in race at 2nd Quarter



400

Visual positions in race at 3rd Quarter



Tamworth Race 2 Distance 1980m

Thursday, 13 February 2025



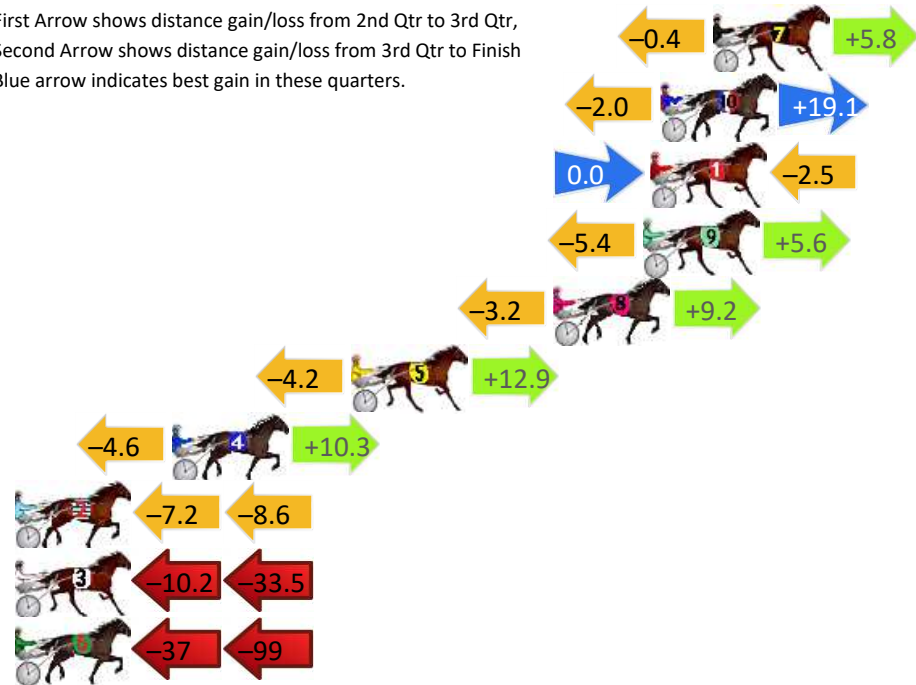
Gross Time: 2:26.10 MileRate: 1:58.80 LeadTime: 26.50s First Qtr: 30.50s Second Qtr: 28.80s Third Qtr: 29.10s Fourth Qtr: 31.20s

DATA TABLE: 800 / 400 Posi's are position from leader and (how wide the horse was at that position)

No	Horse	Plc	Mar	800 Posi	400 Posi	Time	3rd Qtr	4th Qt
7	UNCLE GREGORY	1	0.0m	5.4m (0)	5.8m (0)	2:26.10	29.15s	30.75s
10	REDS GOOD TO GO	2	2.1m	19.2m (1)	21.2m (2)	2:26.27	29.30s	29.72s
1	BEE SEVENTEEN	3	2.5m	0.0m (0)	0.0m (0)	2:26.30	29.09s	31.39s
9	CLASSIC ARC	4	2.8m	3.0m (1)	8.4m (1)	2:26.33	29.52s	30.77s
8	SKY DIAMOND	5	6.4m	12.4m (0)	15.6m (0)	2:26.62	29.36s	30.49s
5	WESTERN RICKI	6	14.5m	23.2m (1)	27.4m (1)	2:27.28	29.45s	30.20s
4	SHIRALEE	7	21.7m	27.4m (1)	32.0m (1)	2:27.87	29.47s	30.40s
2	MISTER ARTIKULATE	8	31.0m	15.2m (1)	22.4m (0)	2:28.63	29.62s	31.87s
3	WHATA TERROR	9	54.5m	10.8m (1)	21.0m (1)	2:30.55	29.78s	33.80s
6	VAN GOGH	10	153.2m	18.2m (0)	55.0m (0)	2:38.60	31.60s	38.82s

Finish Position and metres gained

First Arrow shows distance gain/loss from 2nd Qtr to 3rd Qtr, Second Arrow shows distance gain/loss from 3rd Qtr to Finish Blue arrow indicates best gain in these quarters.



Tamworth Race 3 Distance 1980m

Thursday, 13 February 2025


Gross Time: 2:27.30 MileRate: 1:59.80 LeadTime: 26.10s First Qtr: 31.90s Second Qtr: 29.20s Third Qtr: 29.40s Fourth Qtr: 30.70s

DATA TABLE: 800 / 400 Posi's are position from leader and (how wide the horse was at that position)

No	Horse	Plc	Mar	800 Posi	400 Posi	Time	3rd Qtr	4th Qt
3	LOOKAT MEE	1	0.0m	4.0m (0)	4.0m (0)	2:27.30	29.41s	30.39s
2	ZACHAROONI	2	0.2m	4.6m (1)	5.0m (2)	2:27.32	29.44s	30.33s
4	NEXT TO ME	3	0.8m	0.0m (0)	0.0m (0)	2:27.36	29.40s	30.76s
1	FROZEN JEWEL	4	6.0m	9.6m (0)	10.4m (0)	2:27.78	29.47s	30.36s
5	TREACHEROUS GABBY	5	13.0m	9.0m (1)	10.4m (2)	2:28.34	29.50s	30.90s
6	ANTETOKOUNMPO	6	15.2m	17.8m (1)	15.4m (2)	2:28.52	29.22s	30.68s
9	BRAVE BONDI	7	17.6m	13.4m (1)	14.2m (1)	2:28.71	29.45s	30.96s
7	THREE PARTS GREY	8	20.7m	13.6m (0)	16.6m (0)	2:28.96	29.62s	31.01s
10	DOUGS RULES	9	25.9m	0.6m (1)	3.8m (1)	2:29.38	29.60s	32.39s
8	GET ME OUTTA HERE	10	27.6m	19.0m (0)	19.8m (1)	2:29.52	29.45s	31.30s

Finish Position and metres gained

First Arrow shows distance gain/loss from 2nd Qtr to 3rd Qtr, Second Arrow shows distance gain/loss from 3rd Qtr to Finish Blue arrow indicates best gain in these quarters.



800

Visual positions in race at 2nd Quarter



400

Visual positions in race at 3rd Quarter



Tamworth Race 4 Distance 1980m

Thursday, 13 February 2025


Gross Time: 2:27.80 MileRate: 2:00.10 LeadTime: 25.90s First Qtr: 30.00s Second Qtr: 31.00s Third Qtr: 30.80s Fourth Qtr: 30.10s

DATA TABLE: 800 / 400 Posi's are position from leader and (how wide the horse was at that position)

No	Horse	Plc	Mar	800 Posi	400 Posi	Time	3rd Qtr	4th Qt
2	HY FILANTE	1	0.0m	0.0m (0)	0.0m (0)	2:27.80	30.80s	30.10s
4	HES REGAL	2	2.9m	4.0m (0)	3.6m (1)	2:28.03	30.77s	30.05s
3	TASMANS DELIGHT	3	14.2m	8.0m (1)	10.4m (2)	2:28.92	30.98s	30.38s
8	MIDAS SHANNON	4	14.4m	11.8m (1)	11.2m (1)	2:28.94	30.76s	30.34s
7	TAFL MOVE	5	18.4m	12.2m (0)	12.2m (0)	2:29.25	30.81s	30.56s
1	BENJIMAGEE	6	21.4m	8.0m (0)	7.4m (0)	2:29.49	30.77s	31.15s
9	HAPPY HAMISH	7	22.0m	14.8m (2)	4.6m (4)	2:29.53	30.04s	31.40s
5	PRINCE OF PAYNE	8	43.3m	4.2m (1)	6.2m (2)	2:31.21	30.98s	32.88s
10	PHAR LUME	9	44.3m	16.2m (1)	9.6m (4)	2:31.29	30.33s	32.70s
6	TULHURST SMOOCHER	10	88.2m	9.4m (2)	6.4m (3)	2:34.75	30.64s	36.22s

Finish Position and metres gained

First Arrow shows distance gain/loss from 2nd Qtr to 3rd Qtr, Second Arrow shows distance gain/loss from 3rd Qtr to Finish Blue arrow indicates best gain in these quarters.



800

Visual positions in race at 2nd Quarter



400

Visual positions in race at 3rd Quarter



Tamworth Race 5 Distance 1609m


Thursday, 13 February 2025

Gross Time: 1:57.00 MileRate: 1:57.00 LeadTime: 0.00s First Qtr: 28.60s Second Qtr: 29.30s Third Qtr: 29.20s Fourth Qtr: 29.90s

DATA TABLE: 800 / 400 Posi's are position from leader and (how wide the horse was at that position)

No	Horse	Plc	Mar	800 Posi	400 Posi	Time	3rd Qtr	4th Qt
1	LACHIES GAMBLE	1	0.0m	0.0m (0)	0.0m (0)	1:57.00	29.20s	29.90s
9	RAINBOW JET	2	6.0m	8.2m (0)	10.8m (0)	1:57.47	29.40s	29.54s
7	REDFOX RAIDER	3	10.2m	4.0m (0)	4.2m (0)	1:57.80	29.21s	30.35s
4	BETTOR CHEER	4	11.8m	9.0m (1)	13.4m (2)	1:57.92	29.52s	29.78s
6	FRONTLINER	5	13.6m	17.2m (0)	19.4m (0)	1:58.07	29.37s	29.47s
5	THOMAS ROYAL	6	13.8m	13.0m (1)	18.4m (2)	1:58.08	29.60s	29.56s
3	IGNITE THE FIRE	7	15.7m	17.4m (1)	23.6m (1)	1:58.23	29.66s	29.31s
10	CERTAINLYCALLITIN	8	24.2m	13.2m (0)	16.4m (1)	1:58.90	29.43s	30.48s
8	THE IRISH EAGLE	9	25.5m	5.0m (1)	8.8m (2)	1:59.00	29.46s	31.14s
2	SHE WHO DARES	10	30.0m	0.6m (1)	7.0m (1)	1:59.35	29.65s	31.61s

Finish Position and metres gained



800

Visual positions in race at 2nd Quarter



400

Visual positions in race at 3rd Quarter



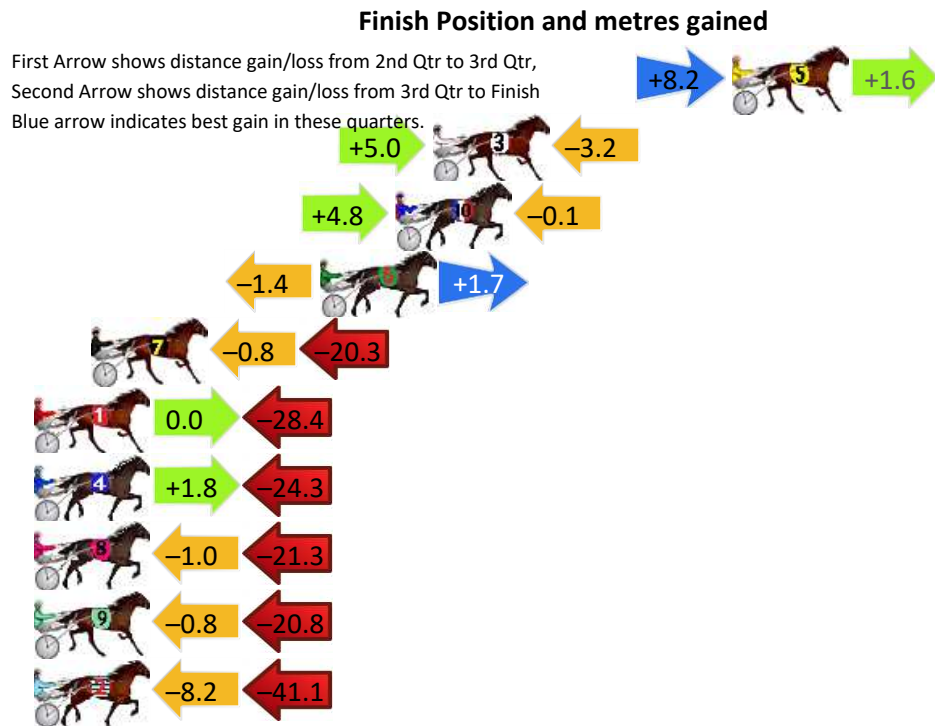
Tamworth Race 6 Distance 1980m

Thursday, 13 February 2025

Gross Time: 2:27.60 MileRate: 2:00.00 LeadTime: 28.10s First Qtr: 30.60s Second Qtr: 29.90s Third Qtr: 29.60s Fourth Qtr: 29.40s

DATA TABLE: 800 / 400 Posi's are position from leader and (how wide the horse was at that position)

No	Horse	Plc	Mar	800 Posi	400 Posi	Time	3rd Qtr	4th Qt
5	ROSE NOIRE	1	0.0m	9.8m (1)	1.6m (2)	2:27.60	29.00s	29.28s
3	HEAVENLY SONG	2	12.0m	13.8m (1)	8.8m (2)	2:28.53	29.23s	29.63s
10	IMLIKA	3	13.5m	18.2m (1)	13.4m (2)	2:28.64	29.25s	29.41s
6	BRADNESS JUNE	4	16.5m	16.8m (0)	18.2m (1)	2:28.87	29.70s	29.28s
7	MYSTIFY ME	5	25.7m	4.6m (0)	5.4m (0)	2:29.58	29.66s	30.88s
1	SAFE JEWELS	6	28.4m	0.0m (0)	0.0m (0)	2:29.79	29.61s	31.48s
4	TISBURY ROCKS	7	28.5m	6.0m (1)	4.2m (1)	2:29.80	29.47s	31.18s
8	ZOEMAGIC	8	30.9m	8.6m (0)	9.6m (0)	2:29.98	29.68s	30.96s
9	MONELLINA	9	34.4m	12.8m (0)	13.6m (0)	2:30.25	29.66s	30.92s
2	TRIPLE EMM	10	51.3m	2.0m (1)	10.2m (1)	2:31.55	30.21s	32.40s



800

Visual positions in race at 2nd Quarter



400

Visual positions in race at 3rd Quarter



Tamworth Race 7 Distance 1609m

Thursday, 13 February 2025


Gross Time: 1:58.10 MileRate: 1:58.10 LeadTime: 0.00s First Qtr: 29.50s Second Qtr: 30.60s Third Qtr: 28.20s Fourth Qtr: 29.80s

DATA TABLE: 800 / 400 Posi's are position from leader and (how wide the horse was at that position)

No	Horse	Plc	Mar	800 Posi	400 Posi	Time	3rd Qtr	4th Qt
8	ROCK FISHERMAN	1	0.0m	12.2m (1)	10.8m (2)	1:58.10	28.12s	29.00s
3	MCCRIKEY	2	0.5m	4.0m (1)	2.6m (1)	1:58.14	28.10s	29.64s
4	NIGHT TO REMEMBER	3	1.4m	8.0m (1)	10.4m (1)	1:58.21	28.39s	29.13s
9	PARATROUPER	4	2.1m	16.2m (1)	17.8m (1)	1:58.26	28.35s	28.64s
5	FAST TRACKER	5	5.9m	12.8m (0)	18.8m (0)	1:58.56	28.66s	28.84s
6	ROCKET BOY	6	6.6m	16.6m (0)	22.8m (1)	1:58.62	28.68s	28.60s
1	GOTONEBETTOR	7	7.0m	4.8m (0)	7.0m (0)	1:58.65	28.36s	29.80s
10	HE SAID SHE SAID	8	7.8m	20.2m (1)	20.4m (2)	1:58.71	28.24s	28.87s
7	RENDEZVOUS	9	12.7m	8.8m (0)	13.6m (0)	1:59.09	28.55s	29.73s
2	MAJOR MICKEY	10	29.9m	0.0m (0)	0.0m (0)	2:00.43	28.14s	32.02s

Finish Position and metres gained

First Arrow shows distance gain/loss from 2nd Qtr to 3rd Qtr, Second Arrow shows distance gain/loss from 3rd Qtr to Finish
Blue arrow indicates best gain in these quarters.



800

Visual positions in race at 2nd Quarter



400

Visual positions in race at 3rd Quarter



Tamworth Race 8 Distance 1609m


Thursday, 13 February 2025

Gross Time: 1:56.60 MileRate: 1:56.60 LeadTime: 0.00s First Qtr: 29.50s Second Qtr: 30.50s Third Qtr: 28.30s Fourth Qtr: 28.30s

DATA TABLE: 800 / 400 Posi's are position from leader and (how wide the horse was at that position)

No	Horse	Plc	Mar	800 Posi	400 Posi	Time	3rd Qtr	4th Qt
7	STILL ROLLIN	1	0.0m	4.0m (0)	3.8m (0)	1:56.60	28.29s	28.03s
2	ASHLEYS BLUE CHIP	2	9.5m	2.4m (1)	2.6m (1)	1:57.31	28.31s	28.79s
6	ROUGE BLING	3	14.7m	11.0m (1)	10.8m (1)	1:57.69	28.29s	28.57s
10	YANKEE IDEAL	4	15.2m	12.4m (0)	13.2m (0)	1:57.73	28.36s	28.44s
1	ABDICATE	5	15.9m	0.0m (0)	0.0m (0)	1:57.78	28.30s	29.42s
8	SUPERBON	6	16.4m	7.0m (1)	6.6m (2)	1:57.82	28.27s	28.99s
5	LA DERNIERE	7	17.1m	15.2m (1)	15.2m (1)	1:57.87	28.30s	28.43s
9	ADRENALINE RUSH	8	19.9m	8.0m (0)	8.4m (0)	1:58.08	28.33s	29.11s
11	JOHNSON STEP	9	21.9m	16.6m (0)	19.2m (0)	1:58.23	28.48s	28.49s
3	CARMELITE	10	54.1m	19.2m (1)	24.2m (0)	2:00.62	28.65s	30.40s

Finish Position and metres gained



800

Visual positions in race at 2nd Quarter



400

Visual positions in race at 3rd Quarter