

Albury Race 1 Distance 1770m

Friday, 14 February 2025



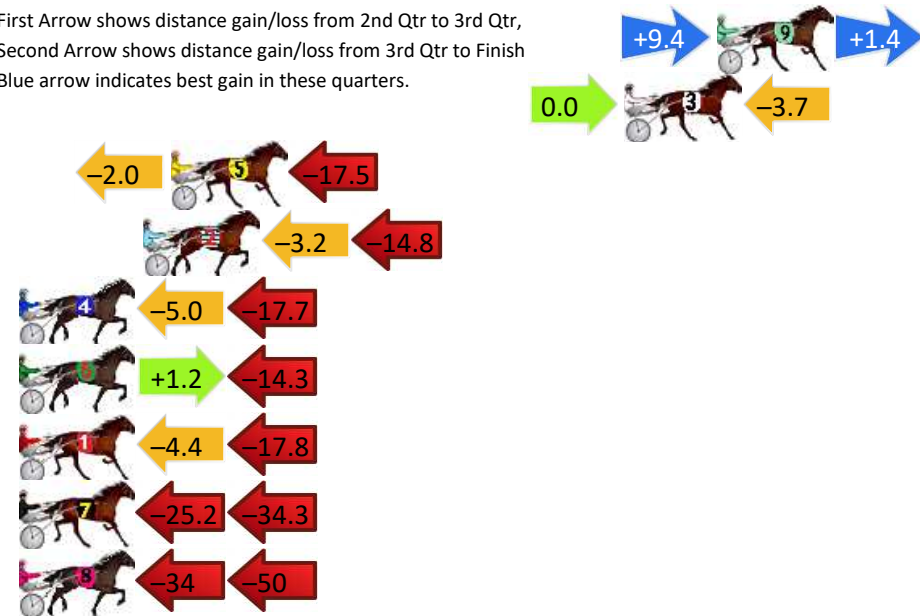
Gross Time: 2:08.60 MileRate: 1:56.90 LeadTime: 11.00s First Qtr: 29.40s Second Qtr: 30.20s Third Qtr: 29.10s Fourth Qtr: 28.90s

DATA TABLE: 800 / 400 Posi's are position from leader and (how wide the horse was at that position)

No	Horse	Plc	Mar	800 Posi	400 Posi	Time	3rd Qtr	4th Qt
9	ITS CONFIDENTIAL	1	0.0m	10.8m (2)	1.4m (2)	2:08.60	28.42s	28.80s
3	LENNETH	2	3.7m	0.0m (0)	0.0m (0)	2:08.88	29.10s	29.17s
5	HALF PRICE BRIDE	3	21.9m	2.4m (1)	4.4m (1)	2:10.26	29.25s	30.16s
2	OUR REBEL YELL	4	23.0m	5.0m (0)	8.2m (0)	2:10.34	29.33s	29.96s
4	NIFTY RONALD	5	29.5m	6.8m (1)	11.8m (1)	2:10.84	29.46s	30.17s
6	BARWEN STORM	6	30.1m	17.0m (1)	15.8m (2)	2:10.88	29.02s	29.93s
1	ABERCROMBIE ART	7	31.2m	9.0m (0)	13.4m (0)	2:10.97	29.42s	30.18s
7	LOU WILL	8	70.3m	10.8m (1)	36.0m (0)	2:13.93	30.93s	31.36s
8	UNCHAINMYART	9	109.8m	26.6m (0)	60.0m (0)	2:16.93	31.52s	32.48s

Finish Position and metres gained

First Arrow shows distance gain/loss from 2nd Qtr to 3rd Qtr, Second Arrow shows distance gain/loss from 3rd Qtr to Finish
Blue arrow indicates best gain in these quarters.



Albury Race 2 Distance 1770m

Friday, 14 February 2025

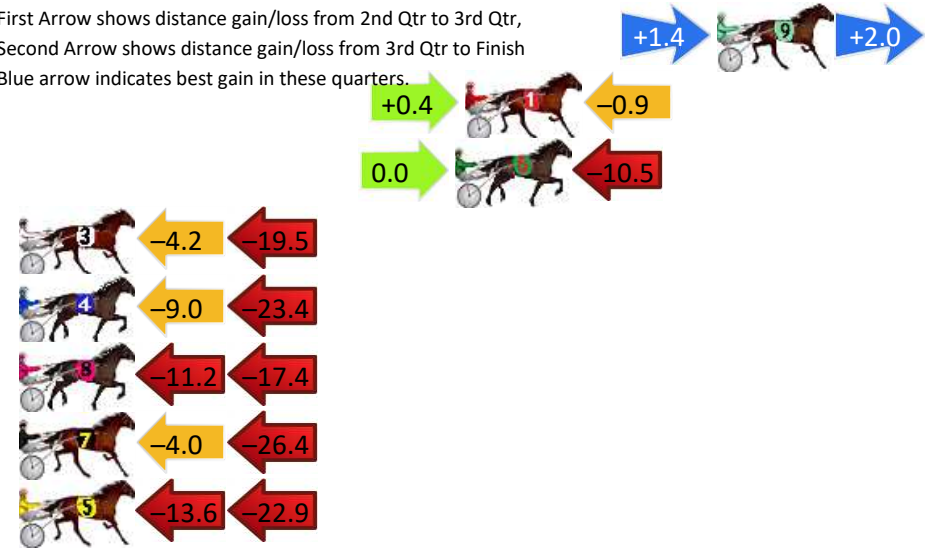
Gross Time: 2:12.40 MileRate: 2:00.40 LeadTime: 11.50s First Qtr: 30.10s Second Qtr: 30.90s Third Qtr: 29.50s Fourth Qtr: 30.40s

DATA TABLE: 800 / 400 Posi's are position from leader and (how wide the horse was at that position)

No	Horse	Plc	Mar	800 Posi	400 Posi	Time	3rd Qtr	4th Qt
9	HES A TERROR	1	0.0m	3.4m (1)	2.0m (1)	2:12.40	29.40s	30.25s
1	FIFTYSHADESOFHAY	2	10.1m	9.6m (0)	9.2m (1)	2:13.20	29.47s	30.47s
6	AMBER ALERT	3	10.5m	0.0m (0)	0.0m (0)	2:13.24	29.49s	31.19s
3	BLISSFULL LILLY	4	29.1m	5.4m (0)	9.6m (0)	2:14.72	29.79s	31.87s
4	KAMENDABLE FEELING	5	40.8m	8.4m (1)	17.4m (1)	2:15.65	30.14s	32.17s
8	MISTER REBEL	6	41.2m	12.6m (1)	23.8m (1)	2:15.68	30.31s	31.72s
7	PRINCE PARKER	7	44.6m	14.2m (0)	18.2m (0)	2:15.95	29.77s	32.40s
5	TYABB WONDER	8	53.9m	17.4m (1)	31.0m (0)	2:16.69	30.49s	32.13s

Finish Position and metres gained

First Arrow shows distance gain/loss from 2nd Qtr to 3rd Qtr, Second Arrow shows distance gain/loss from 3rd Qtr to Finish
Blue arrow indicates best gain in these quarters.



800

Visual positions in race at 2nd Quarter



400

Visual positions in race at 3rd Quarter



Albury Race 3 Distance 1770m

Friday, 14 February 2025

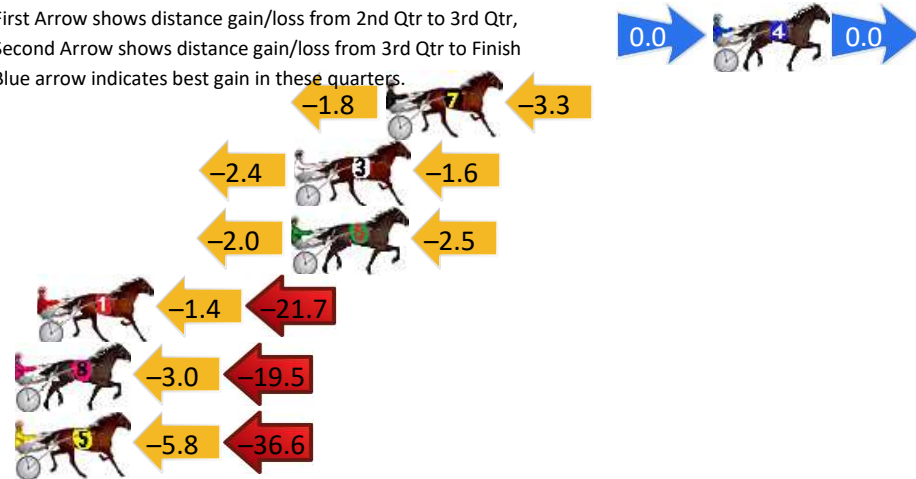
Gross Time: 2:12.50 MileRate: 2:00.50 LeadTime: 11.30s First Qtr: 29.60s Second Qtr: 32.00s Third Qtr: 30.10s Fourth Qtr: 29.50s

DATA TABLE: 800 / 400 Posi's are position from leader and (how wide the horse was at that position)

No	Horse	Plc	Mar	800 Posi	400 Posi	Time	3rd Qtr	4th Qt
4	I LIKE WHAT I SEE	1	0.0m	0.0m (0)	0.0m (0)	2:12.50	30.10s	29.50s
7	PIRANI PRINCESS	2	13.1m	8.0m (0)	9.8m (0)	2:13.51	30.24s	29.74s
3	CRIMSON ROCK	3	16.8m	12.8m (0)	15.2m (0)	2:13.80	30.28s	29.62s
6	BURTON	4	16.9m	12.4m (1)	14.4m (2)	2:13.81	30.25s	29.68s
1	MIAMI SURF	5	27.1m	4.0m (0)	5.4m (0)	2:14.60	30.22s	31.09s
8	ROLL THE ACES	6	29.7m	7.2m (1)	10.2m (2)	2:14.80	30.34s	30.93s
5	MASTER OF ILLUSION	7	45.0m	2.6m (1)	8.4m (1)	2:15.98	30.56s	32.18s

Finish Position and metres gained

First Arrow shows distance gain/loss from 2nd Qtr to 3rd Qtr, Second Arrow shows distance gain/loss from 3rd Qtr to Finish Blue arrow indicates best gain in these quarters.



8
0
0

Visual positions in race at 2nd Quarter



4
0
0

Visual positions in race at 3rd Quarter



Albury Race 4 Distance 1770m

Friday, 14 February 2025



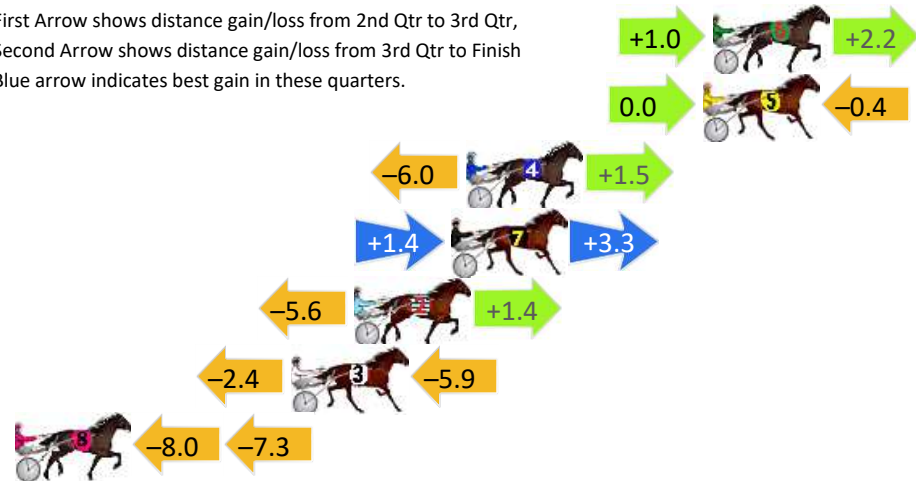
Gross Time: 2:10.80 MileRate: 1:58.90 LeadTime: 10.70s First Qtr: 30.60s Second Qtr: 31.60s Third Qtr: 28.90s Fourth Qtr: 29.00s

DATA TABLE: 800 / 400 Posi's are position from leader and (how wide the horse was at that position)

No	Horse	Plc	Mar	800 Posi	400 Posi	Time	3rd Qtr	4th Qt
6	SCHEMING	1	0.0m	3.2m (1)	2.2m (1)	2:10.80	28.83s	28.84s
5	TUPELO	2	0.4m	0.0m (0)	0.0m (0)	2:10.83	28.90s	29.03s
4	IDEAL MOTH	3	9.9m	5.4m (0)	11.4m (0)	2:11.55	29.33s	28.89s
7	FE FE ON FIRE	4	10.5m	15.2m (0)	13.8m (2)	2:11.60	28.80s	28.76s
2	MOP	5	14.4m	10.2m (0)	15.8m (0)	2:11.90	29.30s	28.90s
3	BETTORS MOON	6	16.9m	8.6m (1)	11.0m (1)	2:12.09	29.07s	29.43s
8	KATHYS FREE	7	28.5m	13.2m (1)	21.2m (0)	2:12.97	29.47s	29.53s

Finish Position and metres gained

First Arrow shows distance gain/loss from 2nd Qtr to 3rd Qtr,
Second Arrow shows distance gain/loss from 3rd Qtr to Finish
Blue arrow indicates best gain in these quarters.



Visual positions in race at 2nd Quarter

Visual positions in race at 3rd Quarter



Albury Race 5 Distance 1770m

Friday, 14 February 2025


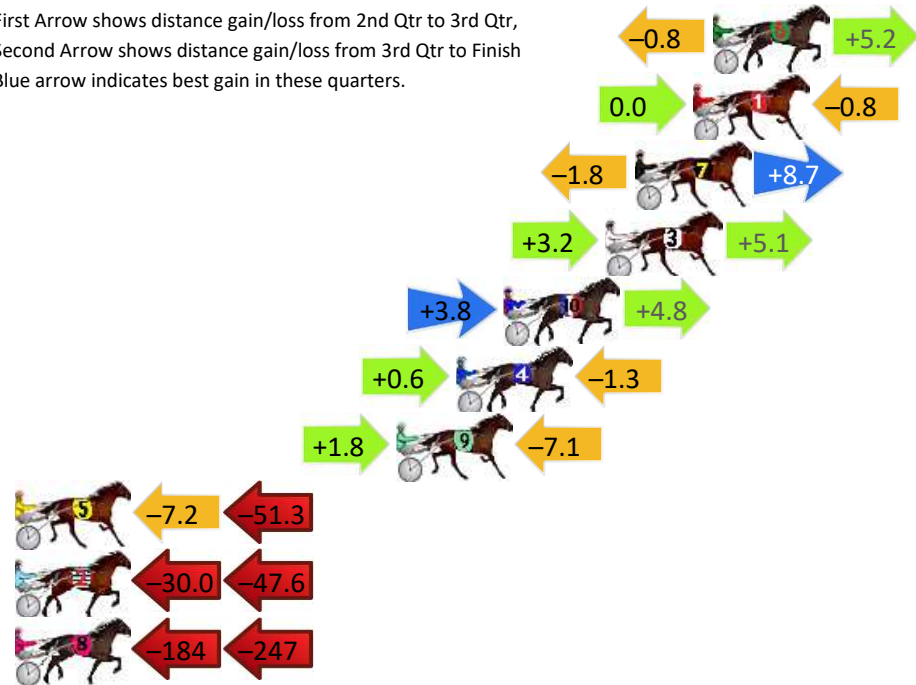
Gross Time: 2:12.80 MileRate: 2:00.80 LeadTime: 11.80s First Qtr: 30.90s Second Qtr: 30.80s Third Qtr: 29.10s Fourth Qtr: 30.20s

DATA TABLE: 800 / 400 Posi's are position from leader and (how wide the horse was at that position)

No	Horse	Plc	Mar	800 Posi	400 Posi	Time	3rd Qtr	4th Qt
6	FOREVER YIN	1	0.0m	4.4m (0)	5.2m (0)	2:12.80	29.17s	29.81s
1	RACING WRITER	2	0.8m	0.0m (0)	0.0m (0)	2:12.86	29.10s	30.26s
7	FATHER BOB	3	3.1m	10.0m (0)	11.8m (0)	2:13.05	29.24s	29.55s
3	LEAVEMEOUT	4	4.3m	12.6m (1)	9.4m (2)	2:13.14	28.87s	29.82s
10	BROOKLYNS BEST	5	8.4m	17.0m (1)	13.2m (2)	2:13.46	28.83s	29.84s
4	SASSINESS	6	10.3m	9.6m (2)	9.0m (3)	2:13.61	29.05s	30.30s
9	KISSED BY A ROSE	7	12.7m	7.4m (1)	5.6m (1)	2:13.80	28.96s	30.73s
5	MY ULTIMATE SKEETA	8	60.9m	2.4m (1)	9.6m (1)	2:17.62	29.56s	34.05s
2	KNOCK OUT	9	157.6m	80.0m (0)	110.0m (0)	2:25.26	31.25s	33.77s
8	BETA THAN LOVE	10	446.4m	16.0m (0)	200.0m (0)	2:48.10	42.33s	48.70s

Finish Position and metres gained

First Arrow shows distance gain/loss from 2nd Qtr to 3rd Qtr, Second Arrow shows distance gain/loss from 3rd Qtr to Finish. Blue arrow indicates best gain in these quarters.



Albury Race 6 Distance 2170m

Friday, 14 February 2025

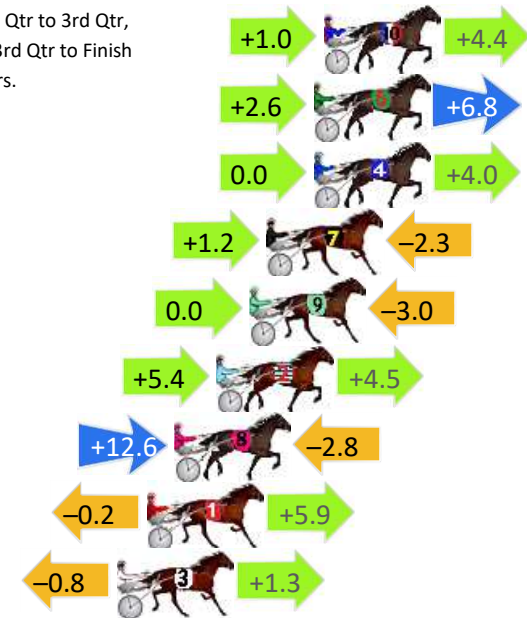
Gross Time: 2:42.40 MileRate: 2:00.40 LeadTime: 40.10s First Qtr: 31.10s Second Qtr: 31.10s Third Qtr: 29.80s Fourth Qtr: 30.30s

DATA TABLE: 800 / 400 Posi's are position from leader and (how wide the horse was at that position)

No	Horse	Plc	Mar	800 Posi	400 Posi	Time	3rd Qtr	4th Qt
10	CAPTAINS CATCH	1	0.0m	5.4m (1)	4.4m (1)	2:42.40	29.73s	29.97s
6	REPELLING	2	0.4m	9.8m (1)	7.2m (2)	2:42.43	29.61s	29.79s
4	TICK A LOCH	3	0.4m	4.4m (0)	4.4m (0)	2:42.43	29.80s	30.00s
7	SHEFFIELD SPARKY	4	2.3m	1.2m (1)	0.0m (1)	2:42.58	29.71s	30.47s
9	OZZIE PUNTA	5	3.0m	0.0m (0)	0.0m (0)	2:42.64	29.80s	30.53s
2	CARLO GAMBINO	6	4.3m	14.2m (1)	8.8m (1)	2:42.74	29.40s	29.96s
8	PORT AU PRINCE	7	6.0m	15.8m (2)	3.2m (2)	2:42.88	28.86s	30.51s
1	KIA ORA BEAUTY	8	7.1m	12.8m (0)	13.0m (1)	2:42.96	29.82s	29.86s
3	JILLIBY FABIO	9	8.3m	8.8m (0)	9.6m (0)	2:43.06	29.86s	30.20s


Finish Position and metres gained

First Arrow shows distance gain/loss from 2nd Qtr to 3rd Qtr, Second Arrow shows distance gain/loss from 3rd Qtr to Finish
Blue arrow indicates best gain in these quarters.



800

Visual positions in race at 2nd Quarter



400

Visual positions in race at 3rd Quarter



Albury Race 7 Distance 2570m

Friday, 14 February 2025

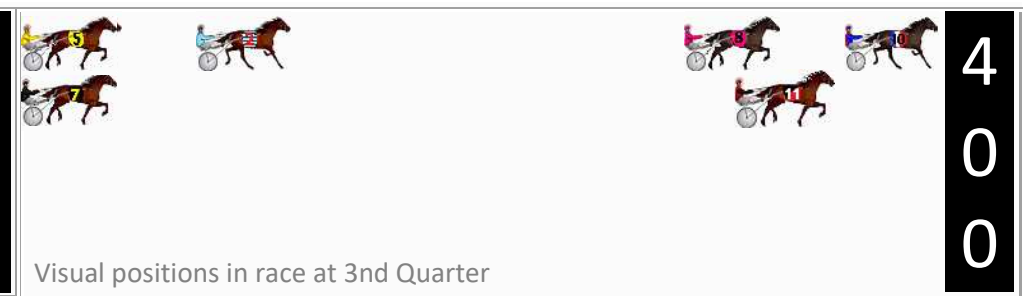

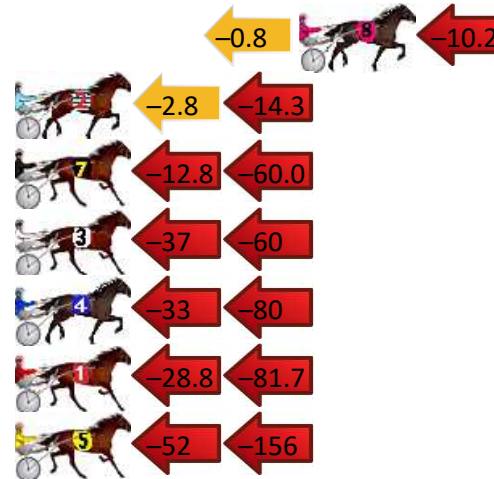
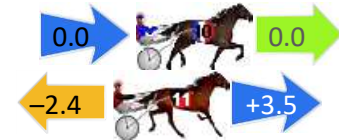
Gross Time: 3:06.90 MileRate: 1:57.10 LeadTime: 69.20s First Qtr: 28.90s Second Qtr: 29.90s Third Qtr: 28.60s Fourth Qtr: 30.30s

DATA TABLE: 800 / 400 Posi's are position from leader and (how wide the horse was at that position)

No	Horse	Plc	Mar	800 Posi	400 Posi	Time	3rd Qtr	4th Qt
10	Captain Hammerhead	1	0.0m	0.0m (0)	0.0m (0)	3:06.90	28.60s	30.30s
11	Swayzee	2	0.9m	2.0m (1)	4.4m (1)	3:06.97	28.78s	30.04s
8	Cya Art	3	16.6m	5.6m (0)	6.4m (0)	3:08.22	28.64s	31.07s
2	New Yorker	4	40.3m	23.2m (1)	26.0m (0)	3:10.10	28.77s	31.38s
7	Our Vincent Can Gogh	5	103.0m	30.2m (1)	43.0m (1)	3:15.07	29.41s	34.82s
3	Classy Operator	6	126.6m	30.6m (0)	67.0m (0)	3:16.94	31.14s	34.79s
4	Diamond Eclipse	7	129.4m	17.6m (0)	50.2m (0)	3:17.16	30.82s	36.27s
1	Scared Stiff	8	133.9m	23.4m (0)	52.2m (1)	3:17.52	30.54s	36.45s
5	Abouttime	9	256.0m	48.0m (0)	100.0m (0)	3:27.21	32.08s	42.05s

Finish Position and metres gained

First Arrow shows distance gain/loss from 2nd Qtr to 3rd Qtr, Second Arrow shows distance gain/loss from 3rd Qtr to Finish. Blue arrow indicates best gain in these quarters.



Albury Race 8 Distance 1770m

Friday, 14 February 2025

Gross Time: 2:14.90 MileRate: 2:02.60 LeadTime: 11.80s First Qtr: 32.10s Second Qtr: 33.00s Third Qtr: 29.60s Fourth Qtr: 28.40s

DATA TABLE: 800 / 400 Posi's are position from leader and (how wide the horse was at that position)

No	Horse	Plc	Mar	800 Posi	400 Posi	Time	3rd Qtr	4th Qt
3	Spirit Of Sahara	1	0.0m	0.0m (0)	0.0m (0)	2:14.90	29.60s	28.40s
8	Captain Cheddar	2	14.6m	7.8m (1)	3.0m (2)	2:15.99	29.27s	29.22s
7	Bonjorge	3	16.2m	8.2m (0)	8.0m (1)	2:16.11	29.60s	28.98s
5	Altatude	4	21.3m	12.2m (1)	24.0m (0)	2:16.49	30.45s	28.21s
4	Fulloflight	5	21.3m	3.0m (1)	3.4m (1)	2:16.49	29.66s	29.66s
1	Tassie Safari	6	27.1m	4.0m (0)	6.8m (0)	2:16.92	29.83s	29.83s
2	Happy Too Ya	7	175.9m	12.6m (0)	46.0m (0)	2:28.02	32.20s	37.57s

Finish Position and metres gained

