

Menangle Race 1 Distance 1609m

Saturday, 15 February 2025


Gross Time: 1:51.20 MileRate: 1:51.20 LeadTime: 0.00s First Qtr: 27.10s Second Qtr: 30.10s Third Qtr: 26.90s Fourth Qtr: 27.10s

DATA TABLE: 800 / 400 Posi's are position from leader and (how wide the horse was at that position)

No	Horse	Plc	Mar	800 Posi	400 Posi	Time	3rd Qtr	4th Qt
9	Kosimo	1	0.0m	2.6m (1)	0.0m (0)	1:51.20	26.73s	27.10s
7	Joe Nien	2	3.9m	15.2m (1)	17.4m (1)	1:51.48	27.05s	26.19s
5	Speculating	3	8.1m	0.0m (0)	6.4m (0)	1:51.78	27.33s	27.21s
8	Montalbano	4	10.1m	4.0m (0)	10.4m (0)	1:51.92	27.33s	27.08s
3	Double Act	5	10.8m	12.0m (0)	18.6m (0)	1:51.97	27.34s	26.57s
2	Jordy	6	11.0m	10.8m (1)	13.2m (1)	1:51.99	27.06s	26.95s
10	Boom	7	11.4m	20.6m (0)	21.6m (1)	1:52.01	26.97s	26.41s
6	Little Louie	8	13.7m	6.6m (1)	7.8m (1)	1:52.18	26.98s	27.50s
1	Surf Ace	9	14.0m	8.0m (0)	14.6m (0)	1:52.20	27.34s	27.06s
4	Outside Fighter	10	14.4m	16.0m (0)	22.8m (0)	1:52.23	27.36s	26.53s

Finish Position and metres gained

First Arrow shows distance gain/loss from 2nd Qtr to 3rd Qtr, Second Arrow shows distance gain/loss from 3rd Qtr to Finish Blue arrow indicates best gain in these quarters.



800

Visual positions in race at 2nd Quarter



400

Visual positions in race at 3rd Quarter

Menangle Race 2 Distance 1609m

Saturday, 15 February 2025


Gross Time: 1:49.60 MileRate: 1:49.60 LeadTime: 0.00s First Qtr: 26.50s Second Qtr: 28.40s Third Qtr: 28.00s Fourth Qtr: 26.70s

DATA TABLE: 800 / 400 Posi's are position from leader and (how wide the horse was at that position)

No	Horse	Plc	Mar	800 Posi	400 Posi	Time	3rd Qtr	4th Qt
11	The Janitor	1	0.0m	4.6m (1)	0.6m (1)	1:49.60	27.73s	26.66s
3	Charge Ahead	2	1.7m	13.6m (1)	9.4m (2)	1:49.72	27.70s	26.19s
4	Birkirkara	3	4.3m	17.6m (1)	14.2m (2)	1:49.90	27.75s	26.04s
9	American Spirit	4	7.0m	12.2m (0)	12.0m (0)	1:50.09	27.98s	26.37s
5	Dashing	5	7.2m	17.0m (0)	16.0m (0)	1:50.11	27.92s	26.12s
1	Supa American	6	8.6m	4.0m (0)	4.0m (0)	1:50.21	28.01s	27.01s
6	Reset The Bar	7	10.8m	21.6m (1)	18.2m (2)	1:50.36	27.76s	26.21s
2	Ravishing Sloy	8	13.1m	8.4m (0)	8.0m (0)	1:50.52	27.98s	27.04s
8	Sweet Mama	9	15.7m	0.0m (0)	0.0m (0)	1:50.70	28.03s	27.74s
10	Tooram Magic	10	23.1m	9.0m (1)	5.0m (1)	1:51.23	27.76s	27.90s

Finish Position and metres gained

First Arrow shows distance gain/loss from 2nd Qtr to 3rd Qtr, Second Arrow shows distance gain/loss from 3rd Qtr to Finish
Blue arrow indicates best gain in these quarters.



800

Visual positions in race at 2nd Quarter



400

Visual positions in race at 3rd Quarter



Menangle Race 3 Distance 1609m

Saturday, 15 February 2025


Gross Time: 1:48.80 MileRate: 1:48.80 LeadTime: 0.00s First Qtr: 26.70s Second Qtr: 28.10s Third Qtr: 27.10s Fourth Qtr: 26.90s

DATA TABLE: 800 / 400 Posi's are position from leader and (how wide the horse was at that position)

No	Horse	Plc	Mar	800 Posi	400 Posi	Time	3rd Qtr	4th Qt
7	Max Delight	1	0.0m	0.0m (0)	0.0m (0)	1:48.80	27.10s	26.90s
8	Captains Knock	2	1.6m	0.6m (1)	0.4m (1)	1:48.91	27.09s	26.98s
1	Ardens Ace	3	4.9m	8.2m (0)	8.6m (0)	1:49.15	27.13s	26.65s
4	Im The Falcon	4	5.1m	4.0m (0)	4.0m (0)	1:49.16	27.10s	26.97s
10	Petes Said So	5	5.4m	16.8m (0)	17.0m (0)	1:49.18	27.11s	26.12s
3	Mach Da Vinci	6	7.9m	12.2m (0)	12.6m (0)	1:49.36	27.13s	26.59s
2	Kingmaker	7	8.1m	9.0m (1)	8.8m (1)	1:49.37	27.09s	26.85s
9	South Coast Arden	8	10.3m	14.4m (1)	15.6m (1)	1:49.53	27.18s	26.55s
6	Jay Ok	9	10.5m	18.6m (1)	19.8m (1)	1:49.54	27.18s	26.28s
5	Sooner The Bettor	10	14.9m	4.4m (1)	4.6m (1)	1:49.86	27.12s	27.59s

Finish Position and metres gained

First Arrow shows distance gain/loss from 2nd Qtr to 3rd Qtr, Second Arrow shows distance gain/loss from 3rd Qtr to Finish
Blue arrow indicates best gain in these quarters.



800

Visual positions in race at 2nd Quarter



400

Visual positions in race at 3rd Quarter



Menangle Race 4 Distance 1609m

Saturday, 15 February 2025

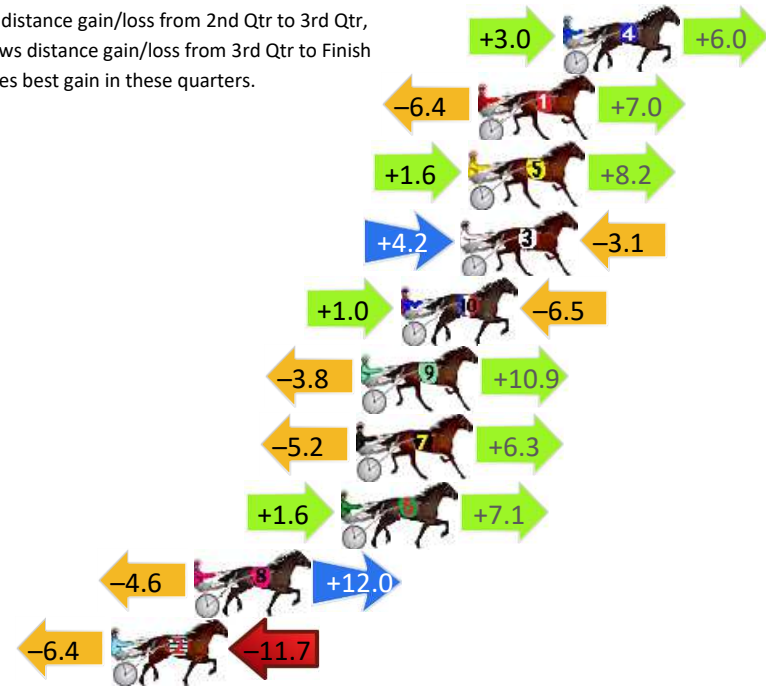
Gross Time: 1:50.30 MileRate: 1:50.30 LeadTime: 0.00s First Qtr: 25.50s Second Qtr: 29.30s Third Qtr: 27.50s Fourth Qtr: 28.00s

DATA TABLE: 800 / 400 Posi's are position from leader and (how wide the horse was at that position)

No	Horse	Plc	Mar	800 Posi	400 Posi	Time	3rd Qtr	4th Qt
4	Our Luciano	1	0.0m	9.0m (1)	6.0m (1)	1:50.30	27.30s	27.58s
1	Vinke B	2	3.4m	4.0m (0)	10.4m (0)	1:50.55	27.95s	27.51s
5	Bartello	3	3.8m	13.6m (1)	12.0m (1)	1:50.58	27.39s	27.43s
3	Sweetheart Bart	4	4.1m	5.2m (1)	1.0m (1)	1:50.60	27.21s	28.22s
10	Compete	5	6.5m	1.0m (1)	0.0m (0)	1:50.78	27.43s	28.45s
9	Destiny Stride	6	8.1m	15.2m (0)	19.0m (0)	1:50.90	27.77s	27.24s
7	Just As Well	7	8.3m	9.4m (0)	14.6m (0)	1:50.91	27.86s	27.56s
6	Captain Blood	8	8.9m	17.6m (1)	16.0m (1)	1:50.96	27.39s	27.51s
8	Smaltese	9	14.8m	22.2m (1)	26.8m (0)	1:51.39	27.82s	27.16s
2	Quaddie Vc	10	18.1m	0.0m (0)	6.4m (0)	1:51.63	27.93s	28.81s

Finish Position and metres gained

First Arrow shows distance gain/loss from 2nd Qtr to 3rd Qtr, Second Arrow shows distance gain/loss from 3rd Qtr to Finish. Blue arrow indicates best gain in these quarters.



800

Visual positions in race at 2nd Quarter



400

Visual positions in race at 3rd Quarter



Menangle Race 5 Distance 1609m

Saturday, 15 February 2025

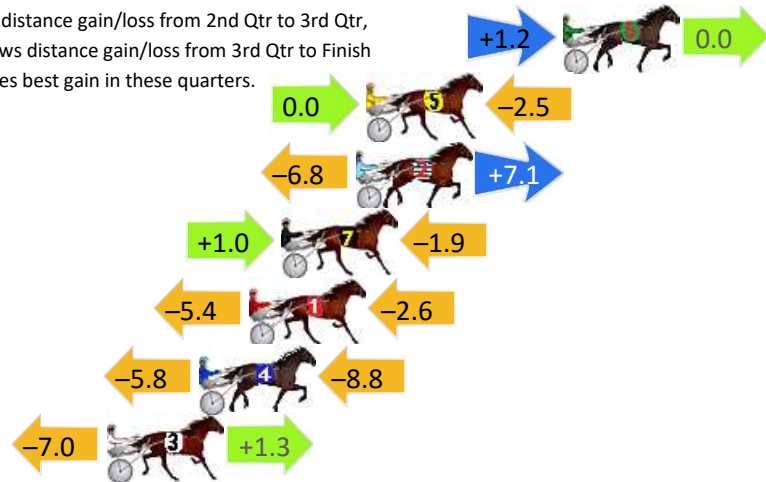
Gross Time: 1:49.40 MileRate: 1:49.40 LeadTime: 0.00s First Qtr: 26.00s Second Qtr: 28.60s Third Qtr: 27.70s Fourth Qtr: 27.10s

DATA TABLE: 800 / 400 Posi's are position from leader and (how wide the horse was at that position)

No	Horse	Plc	Mar	800 Posi	400 Posi	Time	3rd Qtr	4th Qt
6	Eye Keep Smiling	1	0.0m	1.2m (1)	0.0m (0)	1:49.40	27.62s	27.10s
5	Tay Tay	2	7.9m	5.4m (1)	5.4m (1)	1:49.96	27.70s	27.27s
2	Sweetnikkilou	3	8.3m	8.6m (0)	15.4m (1)	1:49.99	28.16s	26.62s
7	Aardies Express	4	11.3m	10.4m (1)	9.4m (1)	1:50.21	27.63s	27.23s
1	Pandaia	5	12.6m	4.6m (0)	10.0m (0)	1:50.30	28.07s	27.28s
4	Illavabubbles	6	14.6m	0.0m (0)	5.8m (0)	1:50.44	28.10s	27.69s
3	Im Presi Belle	7	18.3m	12.6m (0)	19.6m (0)	1:50.71	28.18s	27.01s

Finish Position and metres gained

First Arrow shows distance gain/loss from 2nd Qtr to 3rd Qtr,
Second Arrow shows distance gain/loss from 3rd Qtr to Finish
Blue arrow indicates best gain in these quarters.



8
0
0

Visual positions in race at 2nd Quarter



4
0
0

Visual positions in race at 3rd Quarter



Menangle Race 6 Distance 1609m

Saturday, 15 February 2025


Gross Time: 1:49.80 MileRate: 1:49.80 LeadTime: 0.00s First Qtr: 26.90s Second Qtr: 28.60s Third Qtr: 27.60s Fourth Qtr: 26.70s

DATA TABLE: 800 / 400 Posi's are position from leader and (how wide the horse was at that position)

No	Horse	Plc	Mar	800 Posi	400 Posi	Time	3rd Qtr	4th Qt
1	Bay Of Biscay	1	0.0m	0.0m (0)	0.0m (0)	1:49.80	27.60s	26.70s
7	War Dan Buddy	2	2.3m	8.4m (0)	9.6m (0)	1:49.96	27.67s	26.22s
2	Major Hot	3	8.0m	4.2m (0)	5.6m (0)	1:50.36	27.70s	26.86s
8	Better Knuckle Up	4	10.8m	9.8m (1)	17.0m (2)	1:50.56	28.08s	26.29s
9	We Walk By Faith	5	14.6m	13.8m (1)	21.4m (2)	1:50.83	28.11s	26.25s
11	Soho Spectre	6	15.7m	12.4m (0)	14.0m (0)	1:50.90	27.71s	26.81s
10	Kingman	7	15.9m	15.8m (2)	26.4m (0)	1:50.92	28.30s	26.00s
12	Dee Roe	8	18.6m	17.6m (0)	21.0m (0)	1:51.11	27.83s	26.54s
5	The Bigboss	9	24.3m	1.4m (1)	10.0m (1)	1:51.51	28.20s	27.65s
6	Vite Monet	10	103.6m	5.8m (1)	12.0m (2)	1:57.09	28.12s	32.78s


Finish Position and metres gained

First Arrow shows distance gain/loss from 2nd Qtr to 3rd Qtr, Second Arrow shows distance gain/loss from 3rd Qtr to Finish
Blue arrow indicates best gain in these quarters.



800

Visual positions in race at 2nd Quarter



400

Visual positions in race at 3rd Quarter



Menangle Race 7 Distance 2300m

Saturday, 15 February 2025

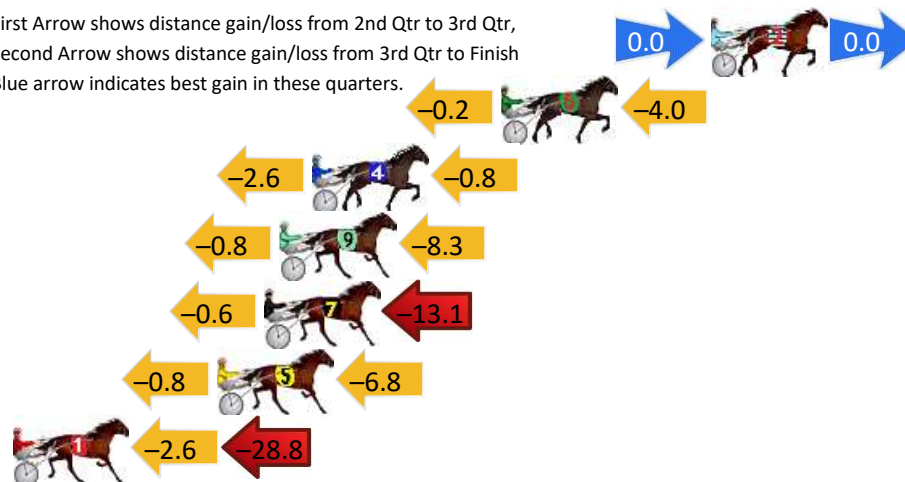
Gross Time: 2:44.50 MileRate: 1:55.10 LeadTime: 50.10s First Qtr: 29.80s Second Qtr: 30.20s Third Qtr: 27.50s Fourth Qtr: 26.90s

DATA TABLE: 800 / 400 Posi's are position from leader and (how wide the horse was at that position)

No	Horse	Plc	Mar	800 Posi	400 Posi	Time	3rd Qtr	4th Qt
2	Uniquely Ideal	1	0.0m	0.0m (0)	0.0m (0)	2:44.50	27.50s	26.90s
6	Lochinvar Jag	2	8.4m	4.2m (0)	4.4m (0)	2:45.10	27.52s	27.17s
4	Betterthanfederer	3	16.0m	12.6m (0)	15.2m (0)	2:45.63	27.68s	26.95s
9	Debonaire	4	17.3m	8.2m (1)	9.0m (2)	2:45.73	27.56s	27.46s
7	Major Statement	5	17.9m	4.2m (1)	4.8m (1)	2:45.77	27.55s	27.78s
5	Franco Tyson	6	19.8m	12.2m (1)	13.0m (2)	2:45.90	27.56s	27.35s
1	Swell Time	7	40.0m	8.6m (0)	11.2m (0)	2:47.33	27.70s	28.83s

Finish Position and metres gained

First Arrow shows distance gain/loss from 2nd Qtr to 3rd Qtr, Second Arrow shows distance gain/loss from 3rd Qtr to Finish
Blue arrow indicates best gain in these quarters.



8
0
0

Visual positions in race at 2nd Quarter



4
0
0

Visual positions in race at 3rd Quarter



Menangle Race 8 Distance 2300m

Saturday, 15 February 2025

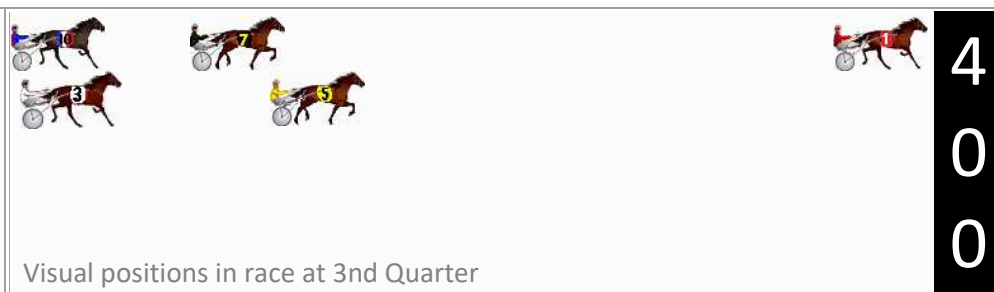

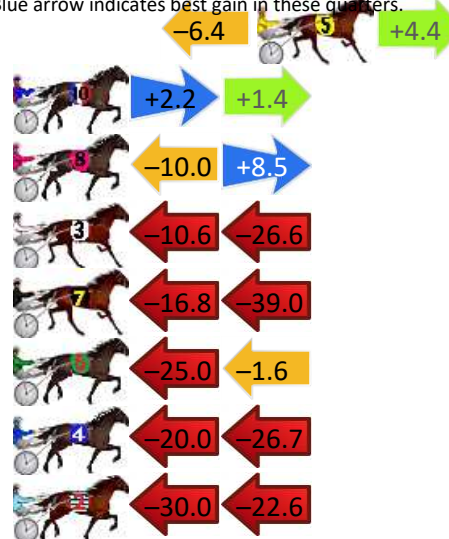
Gross Time: 2:49.10 MileRate: 1:58.30 LeadTime: 53.10s First Qtr: 29.40s Second Qtr: 28.70s Third Qtr: 28.10s Fourth Qtr: 29.80s

DATA TABLE: 800 / 400 Posi's are position from leader and (how wide the horse was at that position)

No	Horse	Plc	Mar	800 Posi	400 Posi	Time	3rd Qtr	4th Qt
1	Hanover Da Moon	1	0.0m	0.0m (0)	0.0m (0)	2:49.10	28.10s	29.80s
5	Super Service	2	18.2m	16.2m (0)	22.6m (1)	2:50.52	28.57s	29.47s
10	The Locomotive	3	41.4m	45.0m (1)	42.8m (0)	2:52.33	27.94s	29.70s
8	Shes Ruby Roo	4	51.5m	50.0m (0)	60.0m (0)	2:53.12	28.84s	29.17s
3	Jungle Eyes	5	59.2m	22.0m (0)	32.6m (1)	2:53.72	28.81s	31.77s
7	Sunny Gee	6	64.8m	9.0m (0)	25.8m (0)	2:54.16	29.23s	32.69s
6	Affaire De Cover	7	71.6m	45.0m (0)	70.0m (0)	2:54.69	29.90s	29.92s
4	Itzfergietime	8	126.7m	80.0m (0)	100.0m (0)	2:58.99	29.48s	31.78s
2	Aldebaran Jensen	9	162.6m	110.0m (0)	140.0m (0)	3:01.80	30.21s	31.47s

Finish Position and metres gained

First Arrow shows distance gain/loss from 2nd Qtr to 3rd Qtr, Second Arrow shows distance gain/loss from 3rd Qtr to Finish Blue arrow indicates best gain in these quarters.



Menangle Race 9 Distance 1609m

Saturday, 15 February 2025

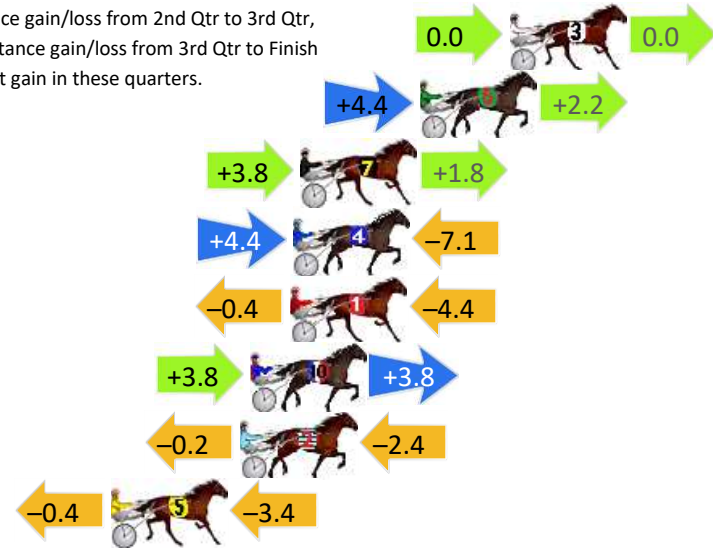
Gross Time: 1:52.60 MileRate: 1:52.60 LeadTime: 0.00s First Qtr: 27.20s Second Qtr: 30.30s Third Qtr: 28.60s Fourth Qtr: 26.50s

DATA TABLE: 800 / 400 Posi's are position from leader and (how wide the horse was at that position)

No	Horse	Plc	Mar	800 Posi	400 Posi	Time	3rd Qtr	4th Qt
3	Haveyoucheckedin	1	0.0m	0.0m (0)	0.0m (0)	1:52.60	28.60s	26.50s
6	Heavenly Holly	2	3.6m	10.2m (1)	5.8m (1)	1:52.85	28.29s	26.36s
7	The Tax Collector	3	8.4m	14.0m (1)	10.2m (1)	1:53.19	28.34s	26.38s
4	Our Uncle Jim	4	8.7m	6.0m (1)	1.6m (1)	1:53.21	28.32s	26.97s
1	Erupt Stride	5	8.8m	4.0m (0)	4.4m (0)	1:53.21	28.64s	26.79s
10	Has The Courage	6	10.4m	18.0m (1)	14.2m (1)	1:53.33	28.33s	26.25s
2	Supersede	7	10.8m	8.2m (0)	8.4m (0)	1:53.35	28.62s	26.66s
5	Wavethebill	8	16.0m	12.2m (0)	12.6m (0)	1:53.72	28.64s	26.72s

Finish Position and metres gained

First Arrow shows distance gain/loss from 2nd Qtr to 3rd Qtr, Second Arrow shows distance gain/loss from 3rd Qtr to Finish
Blue arrow indicates best gain in these quarters.



800

Visual positions in race at 2nd Quarter



400

Visual positions in race at 3rd Quarter

