

Blayney Race 1 Distance 2000m

Sunday, 16 February 2025


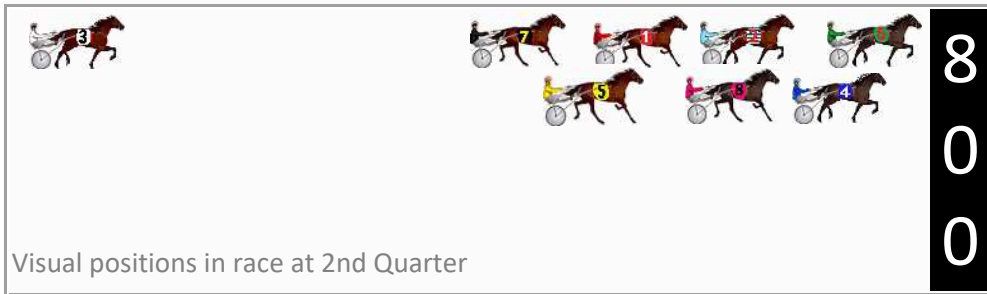
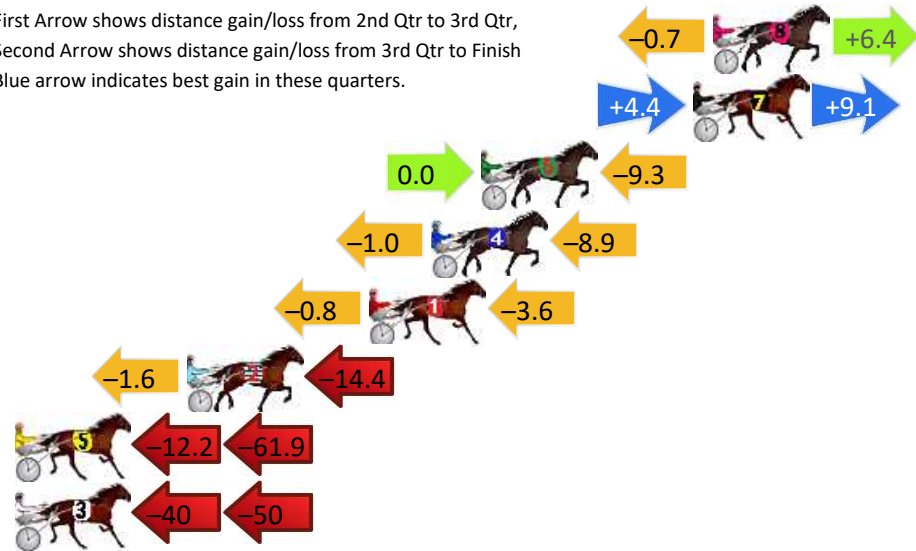
Gross Time: 2:30.90 MileRate: 2:01.40 LeadTime: 30.00s First Qtr: 30.00s Second Qtr: 30.90s Third Qtr: 28.20s Fourth Qtr: 31.80s

DATA TABLE: 800 / 400 Posi's are position from leader and (how wide the horse was at that position)

No	Horse	Plc	Mar	800 Posi	400 Posi	Time	3rd Qtr	4th Qt
8	Deebo	1	0.0m	5.7m (1)	6.4m (1)	2:30.90	28.28s	31.32s
7	Chasing The Wind	2	0.8m	14.3m (0)	9.9m (2)	2:30.97	27.94s	31.13s
6	Our Dickie Bart	3	9.3m	0.0m (0)	0.0m (0)	2:31.67	28.20s	32.57s
4	Gabbys Sportstar	4	11.3m	1.4m (1)	2.4m (1)	2:31.84	28.28s	32.56s
1	Rip Jackson	5	13.8m	9.4m (0)	10.2m (1)	2:32.05	28.30s	32.19s
2	Speedy Sport	6	21.1m	5.1m (0)	6.7m (0)	2:32.65	28.34s	33.05s
5	Limbo Lenny	7	85.5m	11.4m (1)	23.6m (0)	2:38.00	29.16s	37.14s
3	Burrabadine Bullet	8	250.0m	160.0m (0)	200.0m (0)	2:51.66	30.96s	35.75s

Finish Position and metres gained

First Arrow shows distance gain/loss from 2nd Qtr to 3rd Qtr, Second Arrow shows distance gain/loss from 3rd Qtr to Finish Blue arrow indicates best gain in these quarters.



Blayney Race 2 Distance 1640m

Sunday, 16 February 2025


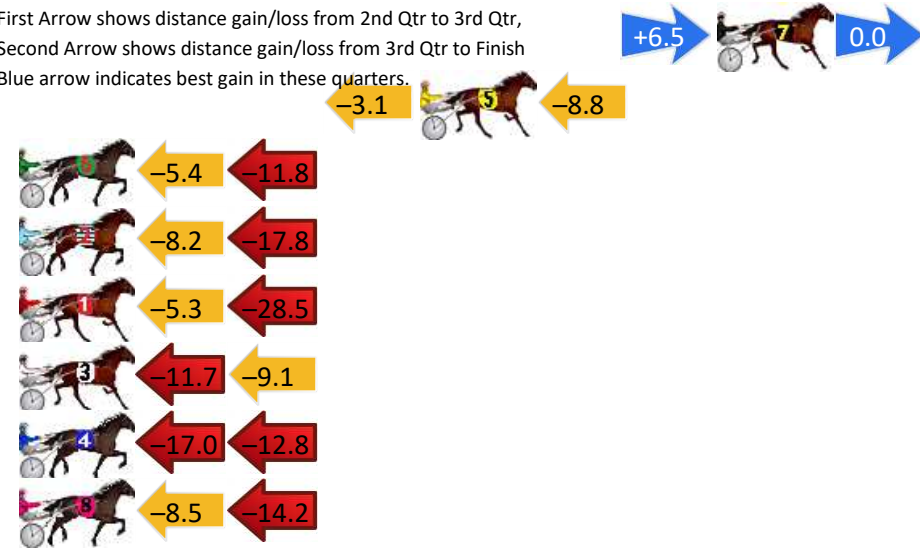
Gross Time: 2:00.10 MileRate: 1:57.90 LeadTime: 2.90s First Qtr: 29.10s Second Qtr: 31.00s Third Qtr: 27.10s Fourth Qtr: 30.00s

DATA TABLE: 800 / 400 Posi's are position from leader and (how wide the horse was at that position)

No	Horse	Plc	Mar	800 Posi	400 Posi	Time	3rd Qtr	4th Qt
7	Jungle Dragon	1	0.0m	6.5m (1)	0.0m (1)	2:00.10	26.66s	30.00s
5	Seven Tee Two	2	11.9m	0.0m (0)	3.1m (0)	2:01.04	27.32s	30.72s
6	Dolly Rocket	3	33.5m	16.3m (0)	21.7m (1)	2:02.73	27.54s	31.09s
2	Good Chat	4	37.0m	11.0m (0)	19.2m (0)	2:03.01	27.72s	31.55s
1	Doing	5	39.5m	5.7m (0)	11.0m (0)	2:03.20	27.50s	32.32s
3	Calm Reason	6	41.0m	20.2m (1)	31.9m (0)	2:03.32	28.00s	30.96s
4	Tenacity Red	7	43.5m	13.7m (1)	30.7m (1)	2:03.52	28.36s	31.24s
8	Chasin You	8	55.1m	32.4m (0)	40.9m (0)	2:04.43	27.82s	31.43s

Finish Position and metres gained

First Arrow shows distance gain/loss from 2nd Qtr to 3rd Qtr, Second Arrow shows distance gain/loss from 3rd Qtr to Finish Blue arrow indicates best gain in these quarters.



Blayney Race 3 Distance 2000m

Sunday, 16 February 2025



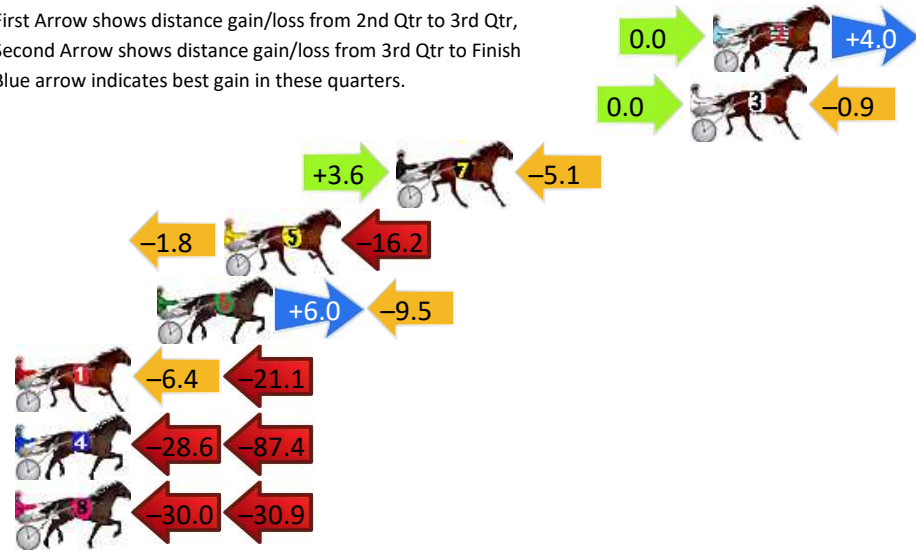
Gross Time: 2:31.30 MileRate: 2:01.80 LeadTime: 29.00s First Qtr: 30.20s Second Qtr: 30.80s Third Qtr: 29.30s Fourth Qtr: 32.00s

DATA TABLE: 800 / 400 Posi's are position from leader and (how wide the horse was at that position)

No	Horse	Plc	Mar	800 Posi	400 Posi	Time	3rd Qtr	4th Qt
2	Nevertoolate	1	0.0m	4.0m (0)	4.0m (0)	2:31.30	29.31s	31.68s
3	Tulhurst Janet	2	0.9m	0.0m (0)	0.0m (0)	2:31.38	29.30s	32.07s
7	Tinny Mahoney	3	12.7m	11.2m (2)	7.6m (2)	2:32.36	29.01s	32.41s
5	Letstacoboutit	4	19.6m	1.6m (1)	3.4m (1)	2:32.94	29.38s	33.29s
6	Royal Villa	5	22.3m	18.8m (1)	12.8m (1)	2:33.16	28.81s	32.76s
1	Mittys Three Aces	6	37.1m	9.6m (0)	16.0m (0)	2:34.40	29.72s	33.68s
4	Royal Focus	7	127.4m	11.4m (1)	40.0m (0)	2:41.94	31.19s	38.95s
8	Fogwatch	8	130.9m	70.0m (0)	100.0m (0)	2:42.24	31.48s	34.46s

Finish Position and metres gained

First Arrow shows distance gain/loss from 2nd Qtr to 3rd Qtr, Second Arrow shows distance gain/loss from 3rd Qtr to Finish Blue arrow indicates best gain in these quarters.



Blayney Race 4 Distance 1640m

Sunday, 16 February 2025

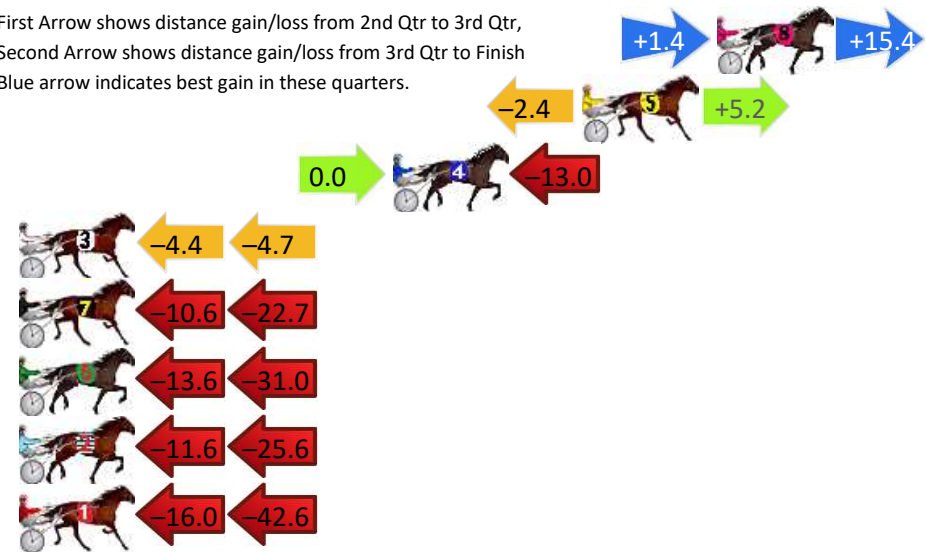
Gross Time: 1:58.70 MileRate: 1:56.50 LeadTime: 0.90s First Qtr: 29.50s Second Qtr: 30.00s Third Qtr: 28.10s Fourth Qtr: 30.20s

DATA TABLE: 800 / 400 Posi's are position from leader and (how wide the horse was at that position)

No	Horse	Plc	Mar	800 Posi	400 Posi	Time	3rd Qtr	4th Qt
8	Keilor Baby Shark	1	0.0m	16.8m (1)	15.4m (3)	1:58.70	28.04s	29.04s
5	Rowdy Shannon	2	5.4m	8.2m (1)	10.6m (1)	1:59.13	28.29s	29.81s
4	Xcite Me	3	13.0m	0.0m (0)	0.0m (0)	1:59.73	28.07s	31.18s
3	Katlas Dream	4	30.3m	21.2m (1)	25.6m (0)	2:01.10	28.41s	30.55s
7	Ya Racin Arlo	5	41.9m	8.6m (0)	19.2m (2)	2:02.01	28.81s	31.90s
6	Zolton	6	48.8m	4.2m (1)	17.8m (1)	2:02.56	29.00s	32.53s
2	Missdeheir	7	50.0m	12.8m (1)	24.4m (2)	2:02.65	28.87s	32.12s
1	Milliondollar Kiss	8	63.2m	4.6m (0)	20.6m (0)	2:03.70	29.15s	33.40s

Finish Position and metres gained

First Arrow shows distance gain/loss from 2nd Qtr to 3rd Qtr,
Second Arrow shows distance gain/loss from 3rd Qtr to Finish
Blue arrow indicates best gain in these quarters.



8
0
0

Visual positions in race at 2nd Quarter



4
0
0

Visual positions in race at 3rd Quarter



Blayney Race 5 Distance 2000m

Sunday, 16 February 2025




Gross Time: 2:29.90 MileRate: 2:00.60 LeadTime: 30.60s First Qtr: 30.20s Second Qtr: 30.00s Third Qtr: 28.60s Fourth Qtr: 30.50s

DATA TABLE: 800 / 400 Posi's are position from leader and (how wide the horse was at that position)

No	Horse	Plc	Mar	800 Posi	400 Posi	Time	3rd Qtr	4th Qt
6	Hall Cash	1	0.0m	0.2m (1)	0.0m (1)	2:29.90	28.59s	30.50s
3	Flash Azarat	2	2.5m	9.4m (2)	5.0m (2)	2:30.10	28.28s	30.31s
9	Hazza Is Watching	3	5.4m	8.8m (0)	8.4m (0)	2:30.33	28.58s	30.27s
2	Camstar Road	4	6.0m	10.0m (1)	10.6m (1)	2:30.38	28.65s	30.15s
7	A Lil Bit Of Love	5	8.8m	4.8m (0)	4.4m (0)	2:30.60	28.56s	30.83s
1	Ultimate Trouble	6	10.8m	0.0m (0)	0.2m (0)	2:30.76	28.59s	31.30s
5	Barry Limbo	7	17.9m	13.4m (2)	18.2m (1)	2:31.33	28.95s	30.48s
8	Excess Vitality	8	21.1m	5.2m (2)	9.0m (2)	2:31.58	28.85s	31.42s
4	King Bobbie	9	21.9m	6.0m (1)	6.4m (1)	2:31.65	28.59s	31.68s

Finish Position and metres gained

First Arrow shows distance gain/loss from 2nd Qtr to 3rd Qtr, Second Arrow shows distance gain/loss from 3rd Qtr to Finish
Blue arrow indicates best gain in these quarters.



Blayney Race 6 Distance 2000m

Sunday, 16 February 2025

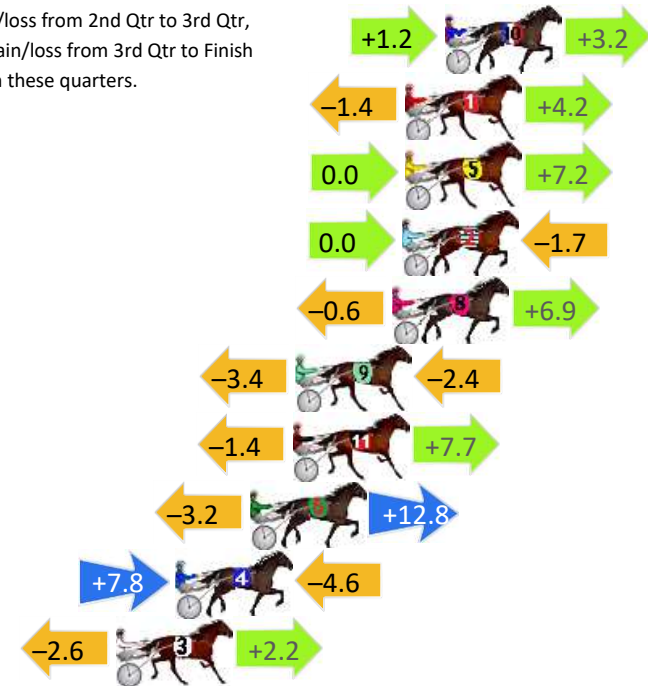
Gross Time: 2:31.60 MileRate: 2:02.00 LeadTime: 31.70s First Qtr: 30.30s Second Qtr: 31.30s Third Qtr: 29.40s Fourth Qtr: 28.90s

DATA TABLE: 800 / 400 Posi's are position from leader and (how wide the horse was at that position)

No	Horse	Plc	Mar	800 Posi	400 Posi	Time	3rd Qtr	4th Qt
10	Dark Lustre	1	0.0m	4.4m (1)	3.2m (2)	2:31.60	29.31s	28.67s
1	Reason To Party	2	1.6m	4.4m (0)	5.8m (0)	2:31.72	29.50s	28.60s
5	Warrawee Flyer	2	1.6m	8.8m (1)	8.8m (2)	2:31.72	29.40s	28.38s
2	Allegretto	4	1.7m	0.0m (0)	0.0m (0)	2:31.73	29.40s	29.02s
8	Line Me Up Bro	5	2.1m	8.4m (0)	9.0m (1)	2:31.76	29.44s	28.40s
9	Rocknroll Rambo	6	6.0m	0.2m (1)	3.6m (1)	2:32.06	29.65s	29.07s
11	Zachary Shannon	7	6.1m	12.4m (0)	13.8m (0)	2:32.06	29.50s	28.35s
6	Funda	8	7.8m	17.4m (0)	20.6m (1)	2:32.19	29.62s	27.98s
4	Hall Most An Angel	9	10.8m	14.0m (2)	6.2m (3)	2:32.42	28.84s	29.23s
3	Potter	10	13.2m	12.8m (1)	15.4m (1)	2:32.60	29.59s	28.74s

Finish Position and metres gained

First Arrow shows distance gain/loss from 2nd Qtr to 3rd Qtr, Second Arrow shows distance gain/loss from 3rd Qtr to Finish
Blue arrow indicates best gain in these quarters.



800

Visual positions in race at 2nd Quarter



400

Visual positions in race at 3rd Quarter



Blayney Race 7 Distance 1640m

Sunday, 16 February 2025


Gross Time: 1:59.40 MileRate: 1:57.20 LeadTime: 0.80s First Qtr: 29.40s Second Qtr: 29.60s Third Qtr: 28.90s Fourth Qtr: 30.70s

DATA TABLE: 800 / 400 Posi's are position from leader and (how wide the horse was at that position)

No	Horse	Plc	Mar	800 Posi	400 Posi	Time	3rd Qtr	4th Qt
1	Art Of Terror	1	0.0m	5.2m (0)	4.4m (1)	1:59.40	28.85s	30.36s
2	Karinya Gill	2	4.4m	0.4m (0)	0.0m (0)	1:59.75	28.86s	31.04s
3	Romero	3	5.4m	0.0m (1)	0.6m (1)	1:59.83	28.93s	31.07s
9	Alwaysbminnie	4	9.2m	9.6m (1)	8.2m (2)	2:00.14	28.79s	30.78s
4	Camanchi Warrior	5	9.5m	19.8m (0)	17.6m (0)	2:00.16	28.76s	30.08s
7	Choc A Block	6	17.6m	10.2m (0)	10.0m (0)	2:00.81	28.87s	31.28s
11	Better Shush	7	17.7m	19.2m (1)	16.8m (1)	2:00.82	28.72s	30.77s
6	Fliptop Bottleshop	8	22.5m	15.2m (0)	12.6m (1)	2:01.21	28.69s	31.46s
10	Justa Dragon	9	25.2m	14.6m (1)	12.6m (2)	2:01.42	28.72s	31.66s
8	R K Finn	10	43.9m	4.8m (1)	8.6m (1)	2:02.93	29.10s	33.39s

Finish Position and metres gained

First Arrow shows distance gain/loss from 2nd Qtr to 3rd Qtr, Second Arrow shows distance gain/loss from 3rd Qtr to Finish
Blue arrow indicates best gain in these quarters.



800

Visual positions in race at 2nd Quarter



400

Visual positions in race at 3rd Quarter



Blayney Race 8 Distance 2400m

Sunday, 16 February 2025

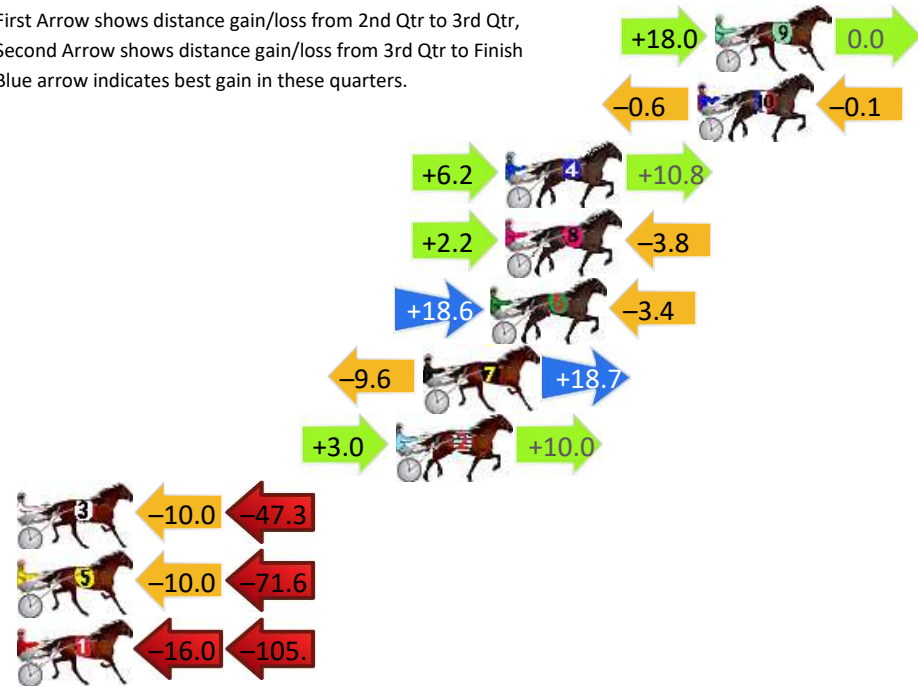
Gross Time: 2:59.00 MileRate: 2:00.00 LeadTime: 58.40s First Qtr: 29.20s Second Qtr: 29.90s Third Qtr: 29.70s Fourth Qtr: 31.80s

DATA TABLE: 800 / 400 Posi's are position from leader and (how wide the horse was at that position)

No	Horse	Plc	Mar	800 Posi	400 Posi	Time	3rd Qtr	4th Qt
9	Saint Emilion	1	0.0m	18.0m (2)	0.0m (1)	2:59.00	28.32s	31.80s
10	Smooth Buzz	2	0.7m	0.0m (1)	0.6m (0)	2:59.06	29.75s	31.81s
4	Three Rivers	3	8.4m	25.4m (1)	19.2m (1)	2:59.70	29.25s	30.95s
8	Our Goat	4	8.4m	6.8m (1)	4.6m (1)	2:59.70	29.52s	32.10s
6	Windy Hill Tara	5	9.0m	24.2m (2)	5.6m (2)	2:59.75	28.27s	32.07s
7	Drive To The Beach	6	11.7m	20.8m (0)	30.4m (2)	2:59.97	30.48s	30.32s
2	Myra Dawn	7	12.8m	25.8m (0)	22.8m (2)	3:00.06	29.50s	31.01s
3	Sir Richard Lee	8	57.7m	0.4m (0)	10.4m (0)	3:03.79	30.34s	35.54s
5	Im Desirable	9	102.6m	21.0m (1)	31.0m (1)	3:07.52	30.28s	37.46s
1	Just Rollyourown	10	137.7m	16.6m (0)	32.6m (0)	3:10.44	30.65s	40.11s

Finish Position and metres gained

First Arrow shows distance gain/loss from 2nd Qtr to 3rd Qtr, Second Arrow shows distance gain/loss from 3rd Qtr to Finish
Blue arrow indicates best gain in these quarters.



Visual positions in race at 2nd Quarter



Visual positions in race at 3rd Quarter

