

# Menangle Race 1 Distance 2300m



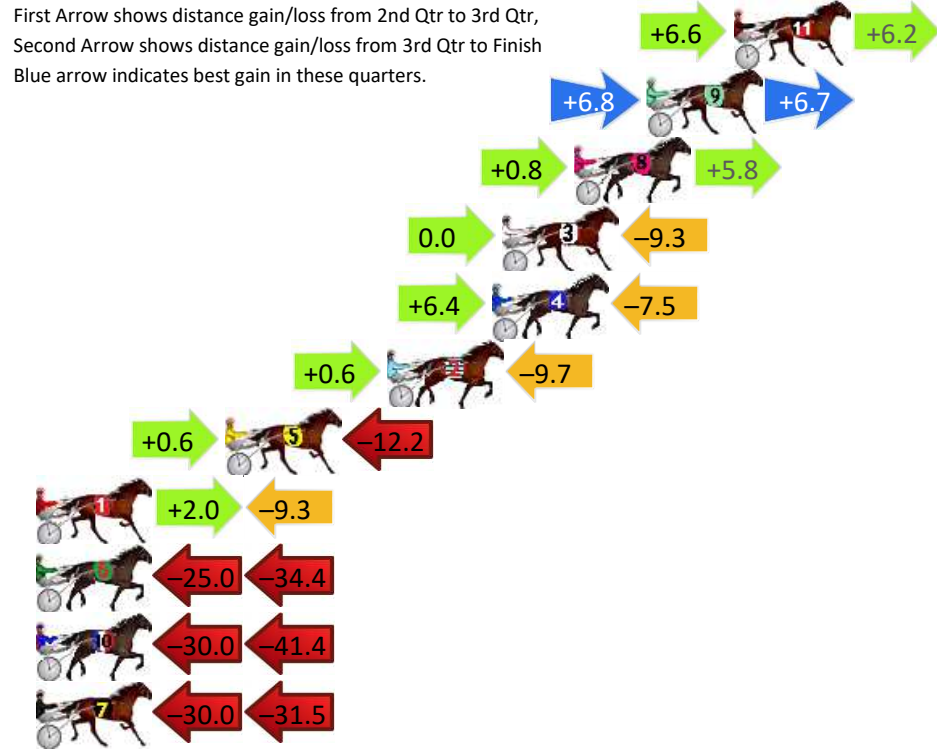
Tuesday, 18 February 2025

Gross Time: 2:52.10 MileRate: 1:58.40 LeadTime: 52.90s First Qtr: 30.80s Second Qtr: 29.80s Third Qtr: 29.40s Fourth Qtr: 29.20s

DATA TABLE: 800 / 400 Posi's are position from leader and (how wide the horse was at that position)

No	Horse	Plc	Mar	800 Posi	400 Posi	Time	3rd Qtr	4th Qt
11	Affaire De Cover	1	0.0m	12.8m (1)	6.2m (1)	2:52.10	28.92s	28.75s
9	Macho Man	2	3.5m	17.0m (1)	10.2m (1)	2:52.37	28.90s	28.71s
8	Chief Runningcloud	3	6.4m	13.0m (0)	12.2m (0)	2:52.59	29.34s	28.78s
3	Flash Kyvalley	4	9.3m	0.0m (0)	0.0m (0)	2:52.81	29.40s	29.88s
4	Rakero Warrior	5	9.7m	8.6m (1)	2.2m (1)	2:52.84	28.94s	29.74s
2	Valley Star	6	13.9m	4.8m (0)	4.2m (0)	2:53.16	29.36s	29.90s
5	Viksun	7	20.4m	8.8m (0)	8.2m (0)	2:53.66	29.36s	30.09s
1	Trot To Chevron	8	39.3m	32.0m (0)	30.0m (0)	2:55.11	29.26s	29.88s
6	Prohibited Love	9	114.4m	55.0m (0)	80.0m (0)	3:00.86	31.23s	31.70s
10	Should Beabarca	10	171.4m	100.0m ( )	130.0m ( )	3:05.23	31.60s	32.21s
7	Last Clansman	11	171.5m	110.0m ( )	140.0m ( )	3:05.24	31.59s	31.49s

## Finish Position and metres gained



# Menangle Race 2 Distance 1609m



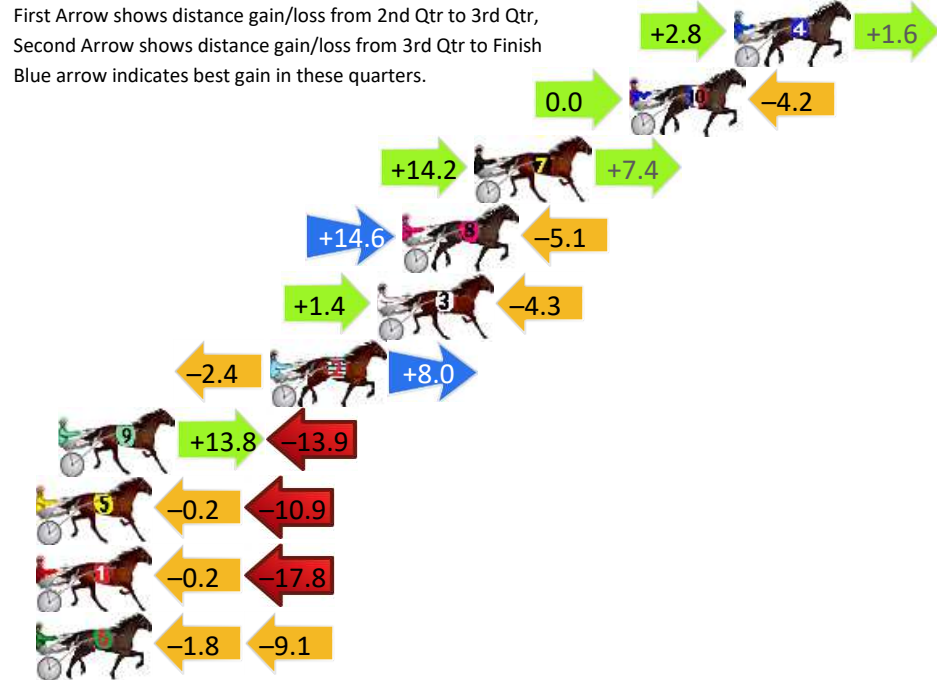
Tuesday, 18 February 2025

Gross Time: 1:54.70 MileRate: 1:54.70 LeadTime: 0.00s First Qtr: 27.40s Second Qtr: 30.70s Third Qtr: 29.20s Fourth Qtr: 27.40s

DATA TABLE: 800 / 400 Posi's are position from leader and (how wide the horse was at that position)

No	Horse	Plc	Mar	800 Posi	400 Posi	Time	3rd Qtr	4th Qt
4	Conciliate	1	0.0m	4.4m (0)	1.6m (1)	1:54.70	29.00s	27.29s
10	Fake Friends	2	4.2m	0.0m (0)	0.0m (0)	1:55.00	29.21s	27.69s
7	Wheres My Reason	3	10.4m	32.0m (1)	17.8m (1)	1:55.45	28.18s	26.90s
8	Favoured Grace	4	13.3m	22.8m (1)	8.2m (1)	1:55.66	28.18s	27.75s
3	Cala Serena	5	14.3m	11.4m (0)	10.0m (0)	1:55.73	29.11s	27.69s
2	Wat On Earth	6	18.6m	24.2m (0)	26.6m (0)	1:56.04	29.35s	26.86s
9	Threetwonine	7	27.1m	27.0m (1)	13.2m (1)	1:56.65	28.26s	28.35s
5	Eagleye	8	31.1m	20.0m (0)	20.2m (0)	1:56.94	29.24s	28.14s
1	Bee My Lover	9	33.6m	15.6m (0)	15.8m (0)	1:57.12	29.25s	28.61s
6	Myras Mint	10	39.7m	28.8m (0)	30.6m (1)	1:57.56	29.35s	28.02s

## Finish Position and metres gained



# Menangle Race 3 Distance 1609m

Tuesday, 18 February 2025


Gross Time: 1:54.00 MileRate: 1:54.00 LeadTime: 0.00s First Qtr: 27.30s Second Qtr: 31.20s Third Qtr: 28.20s Fourth Qtr: 27.30s

DATA TABLE: 800 / 400 Posi's are position from leader and (how wide the horse was at that position)

No	Horse	Plc	Mar	800 Posi	400 Posi	Time	3rd Qtr	4th Qt
8	Wills Way	1	0.0m	0.0m (0)	0.0m (0)	1:54.00	28.20s	27.30s
9	Birdy Gal	2	4.6m	12.0m (1)	8.6m (1)	1:54.33	27.96s	27.03s
6	Loyola Golf	3	8.1m	4.0m (0)	4.4m (0)	1:54.58	28.23s	27.55s
2	Aerodyne Guy	4	14.2m	8.0m (0)	8.4m (0)	1:55.02	28.23s	27.69s
7	Caribbean Runa	5	14.3m	8.0m (1)	4.6m (1)	1:55.03	27.98s	27.96s
3	Halloween	6	15.4m	16.4m (0)	18.6m (0)	1:55.11	28.35s	27.08s
5	Sunshine Karamea	7	16.4m	3.8m (1)	0.6m (1)	1:55.18	28.00s	28.37s
1	Bellrivergirl	8	22.6m	12.2m (0)	14.2m (0)	1:55.62	28.35s	27.87s
10	Wat Ever You Need	9	26.5m	16.4m (1)	17.6m (1)	1:55.90	28.29s	27.90s

## Finish Position and metres gained

First Arrow shows distance gain/loss from 2nd Qtr to 3rd Qtr,  
Second Arrow shows distance gain/loss from 3rd Qtr to Finish  
Blue arrow indicates best gain in these quarters.



800

Visual positions in race at 2nd Quarter



400

Visual positions in race at 3rd Quarter



# Menangle Race 4 Distance 1609m

Tuesday, 18 February 2025

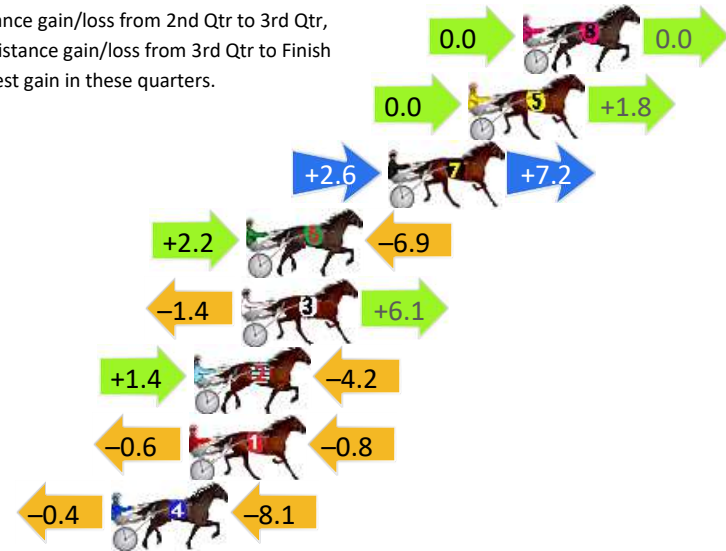
Gross Time: 1:51.80 MileRate: 1:51.80 LeadTime: 0.00s First Qtr: 27.10s Second Qtr: 28.90s Third Qtr: 29.20s Fourth Qtr: 26.60s

DATA TABLE: 800 / 400 Posi's are position from leader and (how wide the horse was at that position)

No	Horse	Plc	Mar	800 Posi	400 Posi	Time	3rd Qtr	4th Qt
8	Forty Love	1	0.0m	0.0m (0)	0.0m (0)	1:51.80	29.20s	26.60s
5	Dance With Carmer	2	2.2m	4.0m (0)	4.0m (0)	1:51.95	29.19s	26.48s
7	Wahaka	3	5.4m	15.2m (1)	12.6m (2)	1:52.18	29.00s	26.12s
6	Red Sapphire	4	11.1m	6.4m (1)	4.2m (1)	1:52.58	29.07s	27.06s
3	Michael Caine	5	11.3m	16.0m (0)	17.4m (0)	1:52.59	29.28s	26.20s
2	Colin Bromac	6	13.2m	10.4m (1)	9.0m (1)	1:52.73	29.12s	26.88s
1	Charlies Ace	7	13.4m	12.0m (0)	12.6m (0)	1:52.74	29.24s	26.65s
4	Nitro Danny	8	16.5m	8.0m (0)	8.4m (0)	1:52.96	29.25s	27.14s

## Finish Position and metres gained

First Arrow shows distance gain/loss from 2nd Qtr to 3rd Qtr,  
Second Arrow shows distance gain/loss from 3rd Qtr to Finish  
Blue arrow indicates best gain in these quarters.



8  
0  
0

Visual positions in race at 2nd Quarter



4  
0  
0

Visual positions in race at 3rd Quarter





# Menangle Race 5 Distance 1609m

Tuesday, 18 February 2025

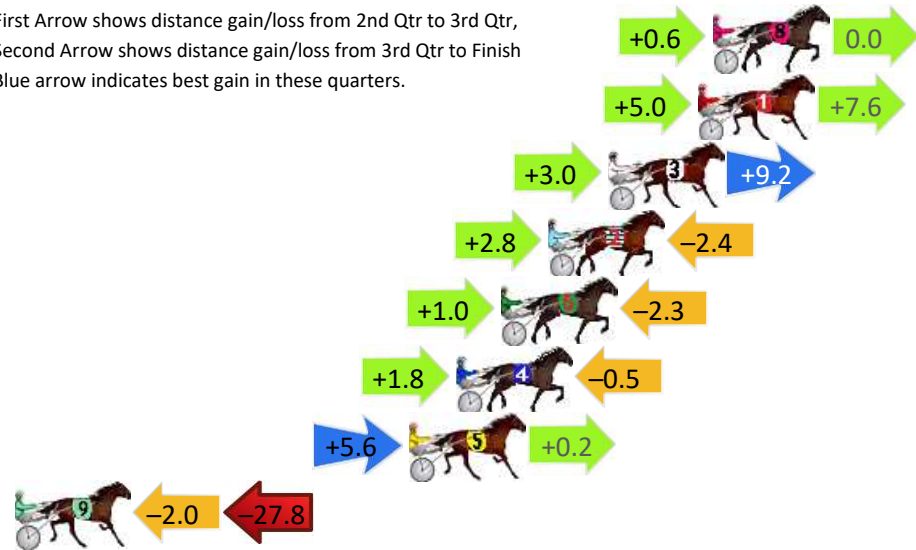
Gross Time: 1:54.20 MileRate: 1:54.20 LeadTime: 0.00s First Qtr: 27.50s Second Qtr: 30.40s Third Qtr: 28.30s Fourth Qtr: 28.00s

DATA TABLE: 800 / 400 Posi's are position from leader and (how wide the horse was at that position)

No	Horse	Plc	Mar	800 Posi	400 Posi	Time	3rd Qtr	4th Qt
8	Jazzy Melea	1	0.0m	0.6m (0)	0.0m (0)	1:54.20	28.26s	28.00s
1	Harleequin	2	0.6m	13.2m (0)	8.2m (0)	1:54.24	27.95s	27.47s
3	Parked In Heaven	3	4.2m	16.4m (1)	13.4m (4)	1:54.51	28.09s	27.36s
2	Chevron Flies	4	6.6m	7.0m (0)	4.2m (0)	1:54.69	28.10s	28.17s
6	My Stella Rose	5	8.5m	7.2m (1)	6.2m (2)	1:54.83	28.23s	28.16s
4	Mizzz Adele	6	10.3m	11.6m (1)	9.8m (3)	1:54.96	28.17s	28.03s
5	Eye Can Try	7	12.2m	18.0m (0)	12.4m (0)	1:55.10	27.91s	27.99s
9	Mini Mine Yet	8	29.8m	0.0m (1)	2.0m (1)	1:56.39	28.45s	29.94s

## Finish Position and metres gained

First Arrow shows distance gain/loss from 2nd Qtr to 3rd Qtr,  
Second Arrow shows distance gain/loss from 3rd Qtr to Finish  
Blue arrow indicates best gain in these quarters.



8  
0  
0

Visual positions in race at 2nd Quarter



4  
0  
0

Visual positions in race at 3rd Quarter



# Menangle Race 6 Distance 1609m

Tuesday, 18 February 2025


Gross Time: 1:52.40 MileRate: 1:52.40 LeadTime: 0.00s First Qtr: 27.40s Second Qtr: 29.80s Third Qtr: 28.00s Fourth Qtr: 27.30s

DATA TABLE: 800 / 400 Posi's are position from leader and (how wide the horse was at that position)

No	Horse	Plc	Mar	800 Posi	400 Posi	Time	3rd Qtr	4th Qt
3	Sinaloa	1	0.0m	0.0m (0)	0.0m (0)	1:52.40	28.00s	27.30s
2	Shades Of Miki	2	13.0m	4.0m (1)	4.0m (1)	1:53.33	28.01s	27.91s
1	Mickey Be Nimble	3	18.2m	7.6m (0)	8.8m (0)	1:53.71	28.09s	27.94s
9	Parallel	4	20.4m	20.6m (0)	19.4m (1)	1:53.87	27.92s	27.37s
10	Watch Me React	5	20.5m	11.8m (1)	12.2m (2)	1:53.87	28.03s	27.86s
5	Consider It Done	6	20.9m	16.8m (1)	16.2m (2)	1:53.90	27.96s	27.62s
4	Otis Rising	7	21.2m	7.6m (1)	8.2m (1)	1:53.92	28.05s	28.18s
7	Will I Am	8	24.0m	11.6m (0)	13.0m (0)	1:54.12	28.11s	28.05s
6	King Corey	9	24.7m	3.8m (0)	4.2m (0)	1:54.18	28.05s	28.69s
8	Woodlea Beaver	10	25.0m	16.0m (0)	17.2m (0)	1:54.20	28.09s	27.83s

## Finish Position and metres gained

First Arrow shows distance gain/loss from 2nd Qtr to 3rd Qtr, Second Arrow shows distance gain/loss from 3rd Qtr to Finish Blue arrow indicates best gain in these quarters.



800

Visual positions in race at 2nd Quarter



400

Visual positions in race at 3rd Quarter



# Menangle Race 7 Distance 1609m

Tuesday, 18 February 2025



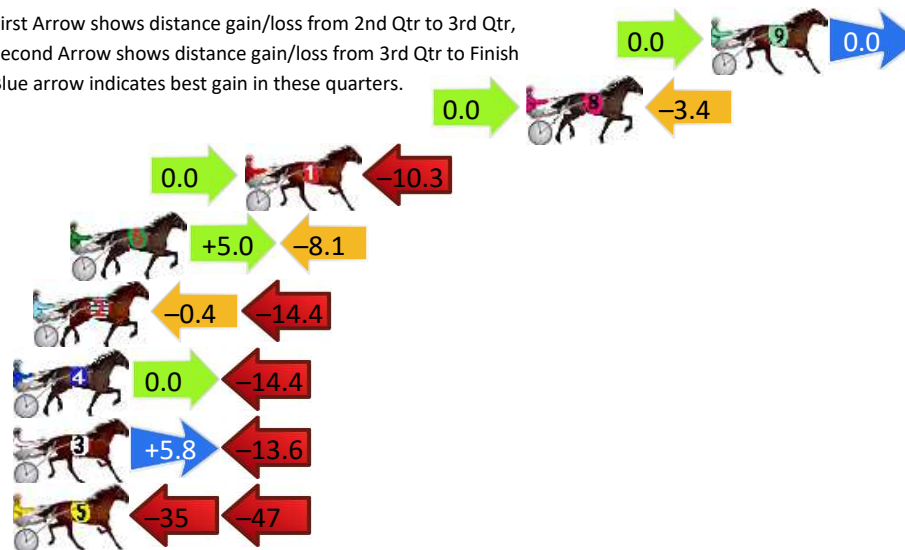
Gross Time: 1:51.50 MileRate: 1:51.50 LeadTime: 0.00s First Qtr: 27.40s Second Qtr: 29.10s Third Qtr: 28.20s Fourth Qtr: 26.80s

DATA TABLE: 800 / 400 Posi's are position from leader and (how wide the horse was at that position)

No	Horse	Plc	Mar	800 Posi	400 Posi	Time	3rd Qtr	4th Qt
9	Hesitate	1	0.0m	0.0m (0)	0.0m (0)	1:51.50	28.20s	26.80s
8	Hezatreacheraus	2	7.4m	4.0m (0)	4.0m (0)	1:52.02	28.21s	27.03s
1	Son Of The Shark	3	18.7m	8.4m (0)	8.4m (0)	1:52.82	28.22s	27.49s
6	Major Statement	4	25.7m	22.6m (0)	17.6m (2)	1:53.32	27.87s	27.34s
2	Lochiel	5	27.2m	12.4m (0)	12.8m (0)	1:53.42	28.25s	27.76s
4	Bo Duke	6	31.4m	17.0m (0)	17.0m (1)	1:53.72	28.23s	27.76s
3	The Big End Oftown	7	36.6m	28.8m (0)	23.0m (1)	1:54.08	27.83s	27.71s
5	Eternal Dream	8	161.9m	80.0m (0)	115.0m (0)	2:02.93	30.67s	29.92s

## Finish Position and metres gained

First Arrow shows distance gain/loss from 2nd Qtr to 3rd Qtr,  
Second Arrow shows distance gain/loss from 3rd Qtr to Finish  
Blue arrow indicates best gain in these quarters.



# Menangle Race 8 Distance 1609m

Tuesday, 18 February 2025

Gross Time: 1:49.90 MileRate: 1:49.90 LeadTime: 0.00s First Qtr: 27.10s Second Qtr: 28.40s Third Qtr: 27.40s Fourth Qtr: 27.00s

DATA TABLE: 800 / 400 Posi's are position from leader and (how wide the horse was at that position)

No	Horse	Plc	Mar	800 Posi	400 Posi	Time	3rd Qtr	4th Qt
9	Chevron Art	1	0.0m	0.0m (0)	0.0m (0)	1:49.90	27.40s	27.00s
6	Aliberto	2	3.4m	4.0m (0)	4.0m (0)	1:50.14	27.40s	26.96s
5	Quiet Storm	3	8.3m	8.4m (0)	8.6m (0)	1:50.49	27.41s	26.98s
10	Sahara Sirocco	4	20.8m	25.4m (1)	21.4m (2)	1:51.38	27.13s	26.96s
3	Power Up	5	23.8m	6.0m (1)	5.4m (1)	1:51.59	27.37s	28.24s
7	Titian Raider	6	25.1m	15.0m (1)	13.4m (2)	1:51.69	27.30s	27.79s
1	Cash And Bling	7	25.2m	10.4m (1)	9.0m (2)	1:51.69	27.31s	28.09s
2	Uncle Jay	8	27.1m	13.0m (0)	13.0m (0)	1:51.83	27.41s	27.95s
8	Major Jellis	9	28.6m	20.8m (1)	17.4m (2)	1:51.93	27.18s	27.75s
4	Argent Peak	10	31.4m	17.8m (0)	18.2m (0)	1:52.13	27.43s	27.89s

## Finish Position and metres gained

First Arrow shows distance gain/loss from 2nd Qtr to 3rd Qtr, Second Arrow shows distance gain/loss from 3rd Qtr to Finish  
Blue arrow indicates best gain in these quarters.

