

Penrith Race 1 Distance 2125m

Thursday, 20 February 2025


Gross Time: 2:34.60 MileRate: 1:57.10 LeadTime: 37.90s First Qtr: 30.30s Second Qtr: 29.60s Third Qtr: 27.60s Fourth Qtr: 29.20s

DATA TABLE: 800 / 400 Posi's are position from leader and (how wide the horse was at that position)

No	Horse	Plc	Mar	800 Posi	400 Posi	Time	3rd Qtr	4th Qt
1	Xpress Party	1	0.0m	0.0m (0)	0.0m (0)	2:34.60	27.60s	29.20s
9	Radiant Amber	2	0.3m	8.8m (0)	12.8m (1)	2:34.62	27.91s	28.29s
7	Rio De Janeiro Blue	3	4.7m	4.6m (0)	8.4m (0)	2:34.96	27.88s	28.93s
3	Whereishe	4	7.8m	1.6m (1)	1.6m (1)	2:35.20	27.59s	29.65s
10	Polka Delight	5	9.1m	12.8m (0)	17.6m (0)	2:35.30	27.96s	28.58s
6	Rays Redemption	6	12.0m	24.2m (1)	21.8m (1)	2:35.52	27.45s	28.49s
4	Goodtime Bravo	7	15.7m	6.0m (1)	7.6m (1)	2:35.80	27.70s	29.79s
8	Maid Of Money	8	17.1m	16.0m (1)	20.4m (2)	2:35.91	27.92s	28.96s
5	Merrywood Tony	9	18.8m	20.2m (1)	24.4m (2)	2:36.04	27.91s	28.79s
2	Madazalways	10	24.4m	11.6m (1)	17.4m (1)	2:36.47	28.00s	29.71s

Finish Position and metres gained

First Arrow shows distance gain/loss from 2nd Qtr to 3rd Qtr, Second Arrow shows distance gain/loss from 3rd Qtr to Finish
Blue arrow indicates best gain in these quarters.



Visual positions in race at 2nd Quarter



Visual positions in race at 3rd Quarter



Penrith Race 2 Distance 1720m

Thursday, 20 February 2025


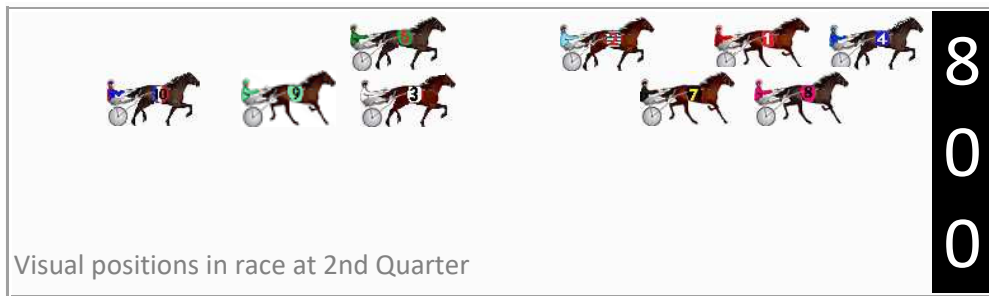

Gross Time: 2:05.40 MileRate: 1:57.30 LeadTime: 7.50s First Qtr: 29.60s Second Qtr: 30.50s Third Qtr: 28.60s Fourth Qtr: 29.20s

DATA TABLE: 800 / 400 Posi's are position from leader and (how wide the horse was at that position)

No	Horse	Plc	Mar	800 Posi	400 Posi	Time	3rd Qtr	4th Qt
4	Lynnsanity	1	0.0m	0.0m (0)	0.0m (0)	2:05.40	28.60s	29.20s
7	Crown Mojo	2	5.7m	7.6m (1)	5.6m (2)	2:05.84	28.46s	29.21s
2	Diletto	3	6.3m	10.8m (0)	8.8m (1)	2:05.88	28.46s	29.02s
10	Rocksie Rock	4	8.7m	29.0m (1)	19.8m (1)	2:06.07	27.95s	28.39s
1	Gimmefiveminutesmore	5	9.4m	4.6m (0)	5.6m (0)	2:06.12	28.67s	29.48s
8	Silent Reaction	6	11.5m	3.0m (1)	3.4m (1)	2:06.28	28.62s	29.79s
6	Playful Miss	7	11.9m	19.2m (0)	14.2m (1)	2:06.31	28.24s	29.03s
9	Crackabrie	8	15.6m	23.6m (1)	14.4m (0)	2:06.59	27.94s	29.29s
3	Smirks Lika Boss	9	27.7m	18.8m (1)	19.4m (2)	2:07.52	28.64s	29.80s

Finish Position and metres gained

First Arrow shows distance gain/loss from 2nd Qtr to 3rd Qtr,
Second Arrow shows distance gain/loss from 3rd Qtr to Finish
Blue arrow indicates best gain in these quarters.



Penrith Race 3 Distance 1720m

Thursday, 20 February 2025


Gross Time: 2:01.40 MileRate: 1:53.60 LeadTime: 7.30s First Qtr: 28.80s Second Qtr: 28.80s Third Qtr: 28.10s Fourth Qtr: 28.40s

DATA TABLE: 800 / 400 Posi's are position from leader and (how wide the horse was at that position)

No	Horse	Plc	Mar	800 Posi	400 Posi	Time	3rd Qtr	4th Qt
4	Franco Tyson	1	0.0m	0.0m (0)	0.0m (0)	2:01.40	28.10s	28.40s
3	Bara Riley	2	9.9m	4.0m (0)	5.4m (0)	2:02.14	28.20s	28.72s
5	Ripstone Snorter	3	22.6m	26.0m (0)	25.4m (2)	2:03.09	28.06s	28.20s
10	Sparkla	4	24.3m	12.6m (1)	21.2m (2)	2:03.21	28.70s	28.62s
2	Notsokool	5	25.3m	8.4m (1)	16.0m (2)	2:03.29	28.63s	29.06s
8	Blisses Best	6	48.7m	21.6m (0)	26.4m (0)	2:05.03	28.43s	29.97s
9	Mister Jones	7	56.5m	23.0m (1)	32.4m (1)	2:05.62	28.75s	30.10s
7	Larrikin Lenny	8	57.2m	15.4m (0)	22.6m (1)	2:05.67	28.59s	30.84s
1	Wunderland	9	57.3m	9.2m (0)	17.8m (0)	2:05.67	28.69s	31.19s
6	Hot Cruise Control	10	63.8m	4.0m (1)	16.6m (1)	2:06.16	28.97s	31.73s


Finish Position and metres gained

First Arrow shows distance gain/loss from 2nd Qtr to 3rd Qtr, Second Arrow shows distance gain/loss from 3rd Qtr to Finish. Blue arrow indicates best gain in these quarters.



800

Visual positions in race at 2nd Quarter



400

Visual positions in race at 3rd Quarter



Penrith Race 4 Distance 1720m

Thursday, 20 February 2025

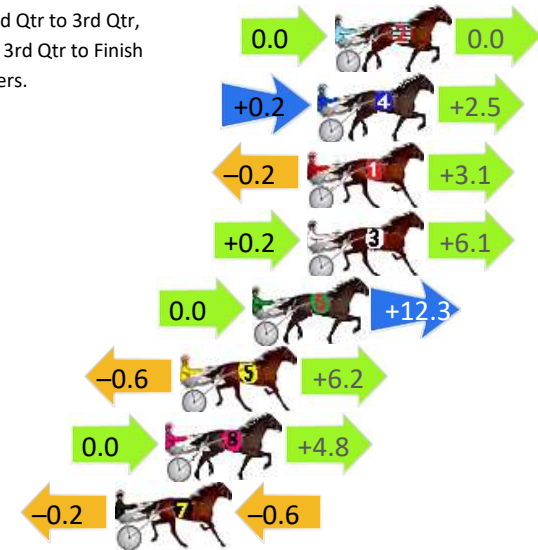
Gross Time: 2:04.00 MileRate: 1:56.00 LeadTime: 7.60s First Qtr: 30.30s Second Qtr: 29.30s Third Qtr: 28.10s Fourth Qtr: 28.70s

DATA TABLE: 800 / 400 Posi's are position from leader and (how wide the horse was at that position)

No	Horse	Plc	Mar	800 Posi	400 Posi	Time	3rd Qtr	4th Qt
2	Dan Fernando	1	0.0m	0.0m (0)	0.0m (0)	2:04.00	28.10s	28.70s
4	Rockin Gemma	2	0.7m	3.4m (1)	3.2m (1)	2:04.05	28.09s	28.52s
1	Barnstormer	3	1.1m	4.0m (0)	4.2m (0)	2:04.08	28.12s	28.48s
3	Cabana	4	1.1m	7.4m (1)	7.2m (1)	2:04.08	28.09s	28.26s
6	Niki Nah Nah	5	3.3m	15.6m (1)	15.6m (1)	2:04.25	28.11s	27.82s
5	Weona Sir Vivor	6	6.2m	11.8m (0)	12.4m (0)	2:04.47	28.15s	28.26s
8	Swedish Meatballs	7	6.8m	11.6m (1)	11.6m (1)	2:04.51	28.10s	28.36s
7	Wild Card	8	8.8m	8.0m (0)	8.2m (0)	2:04.66	28.11s	28.74s

Finish Position and metres gained

First Arrow shows distance gain/loss from 2nd Qtr to 3rd Qtr, Second Arrow shows distance gain/loss from 3rd Qtr to Finish Blue arrow indicates best gain in these quarters.



800

Visual positions in race at 2nd Quarter



400

Visual positions in race at 3rd Quarter



Penrith Race 5 Distance 1720m

Thursday, 20 February 2025

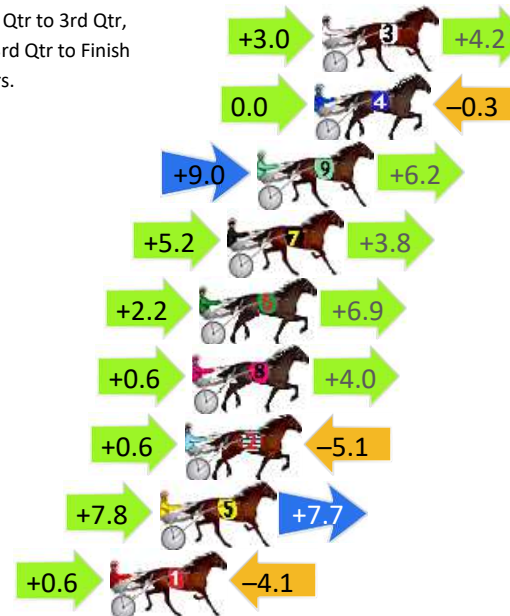
Gross Time: 2:03.10 MileRate: 1:55.20 LeadTime: 7.40s First Qtr: 28.20s Second Qtr: 28.70s Third Qtr: 28.50s Fourth Qtr: 30.30s

DATA TABLE: 800 / 400 Posi's are position from leader and (how wide the horse was at that position)

No	Horse	Plc	Mar	800 Posi	400 Posi	Time	3rd Qtr	4th Qt
3	Ideal In Dreams	1	0.0m	7.2m (1)	4.2m (1)	2:03.10	28.29s	29.98s
4	The Metal Flyer	2	0.3m	0.0m (1)	0.0m (1)	2:03.12	28.50s	30.32s
9	Dance And Deliver	3	2.6m	17.8m (1)	8.8m (3)	2:03.31	27.86s	29.83s
7	American Hammer	4	3.8m	12.8m (1)	7.6m (2)	2:03.40	28.13s	30.01s
6	Whataboyjack	5	4.9m	14.0m (0)	11.8m (1)	2:03.49	28.35s	29.78s
8	Admirable	6	5.2m	9.8m (0)	9.2m (0)	2:03.51	28.47s	30.00s
2	The Real McCoy	7	5.5m	1.0m (0)	0.4m (0)	2:03.54	28.44s	30.68s
5	Captain Blood	8	6.5m	22.0m (1)	14.2m (2)	2:03.62	27.95s	29.72s
1	Bobby Waterhouse	9	8.5m	5.0m (0)	4.4m (0)	2:03.77	28.45s	30.61s

Finish Position and metres gained

First Arrow shows distance gain/loss from 2nd Qtr to 3rd Qtr, Second Arrow shows distance gain/loss from 3rd Qtr to Finish Blue arrow indicates best gain in these quarters.



800

Visual positions in race at 2nd Quarter



400

Visual positions in race at 3rd Quarter



Penrith Race 6 Distance 2125m

Thursday, 20 February 2025

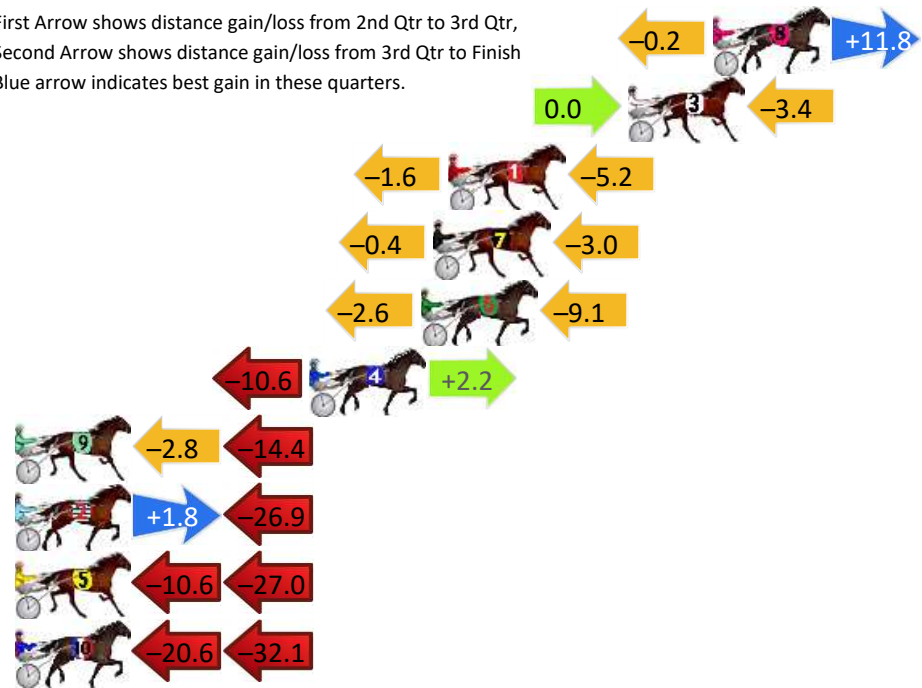
Gross Time: 2:37.00 MileRate: 1:58.90 LeadTime: 37.50s First Qtr: 29.60s Second Qtr: 30.00s Third Qtr: 29.90s Fourth Qtr: 30.00s

DATA TABLE: 800 / 400 Posi's are position from leader and (how wide the horse was at that position)

No	Horse	Plc	Mar	800 Posi	400 Posi	Time	3rd Qtr	4th Qt
8	Prince Potter	1	0.0m	11.6m (0)	11.8m (0)	2:37.00	29.92s	29.12s
3	Tell Me This	2	3.4m	0.0m (0)	0.0m (0)	2:37.27	29.90s	30.25s
1	Dashing Cheddar	3	10.6m	3.8m (0)	5.4m (0)	2:37.83	30.02s	30.39s
7	Reign Maker	4	11.2m	7.8m (0)	8.2m (1)	2:37.88	29.93s	30.22s
6	Agiftfromtheangels	5	11.7m	0.0m (1)	2.6m (1)	2:37.92	30.09s	30.68s
4	Wattosblazeofglory	6	16.2m	7.8m (1)	18.4m (1)	2:38.27	30.69s	29.84s
9	Knight Walker	7	32.8m	15.6m (0)	18.4m (0)	2:39.58	30.11s	31.07s
2	Bart Maguire	8	37.1m	12.0m (1)	10.2m (2)	2:39.92	29.76s	32.01s
5	Fiftyshades Cresco	9	41.4m	3.8m (1)	14.4m (1)	2:40.25	30.69s	32.01s
10	Grey Cadillac	10	52.9m	0.2m (2)	20.8m (2)	2:41.16	31.43s	32.39s

Finish Position and metres gained

First Arrow shows distance gain/loss from 2nd Qtr to 3rd Qtr, Second Arrow shows distance gain/loss from 3rd Qtr to Finish
Blue arrow indicates best gain in these quarters.



800

Visual positions in race at 2nd Quarter



400

Visual positions in race at 3rd Quarter



Penrith Race 7 Distance 2125m

Thursday, 20 February 2025


Gross Time: 2:34.70 MileRate: 1:57.20 LeadTime: 37.10s First Qtr: 30.60s Second Qtr: 29.80s Third Qtr: 28.30s Fourth Qtr: 28.90s

DATA TABLE: 800 / 400 Posi's are position from leader and (how wide the horse was at that position)

No	Horse	Plc	Mar	800 Posi	400 Posi	Time	3rd Qtr	4th Qt
5	Set Up	1	0.0m	0.0m (0)	0.0m (0)	2:34.70	28.30s	28.90s
4	Ruff Nut	2	7.9m	2.6m (1)	4.8m (1)	2:35.30	28.45s	29.12s
1	Tigerlicious	3	24.6m	4.0m (0)	6.8m (0)	2:36.57	28.49s	30.18s
7	Rocketon	4	31.7m	8.0m (0)	13.8m (0)	2:37.10	28.70s	30.19s
10	Holzhauser	5	32.0m	14.4m (1)	16.4m (1)	2:37.13	28.43s	30.02s
6	Hunger Strike	6	32.1m	6.6m (1)	9.4m (1)	2:37.13	28.48s	30.53s
3	Our Thunder	7	36.3m	12.0m (0)	18.2m (0)	2:37.45	28.73s	30.20s
8	Art Ideal	8	36.8m	10.4m (2)	8.2m (2)	2:37.49	28.12s	30.95s
9	Puppeteer	9	39.7m	20.8m (0)	31.0m (0)	2:37.71	29.02s	29.53s

Finish Position and metres gained

First Arrow shows distance gain/loss from 2nd Qtr to 3rd Qtr,
Second Arrow shows distance gain/loss from 3rd Qtr to Finish
Blue arrow indicates best gain in these quarters.



Visual positions in race at 2nd Quarter



Visual positions in race at 3rd Quarter

Penrith Race 8 Distance 2125m

Thursday, 20 February 2025

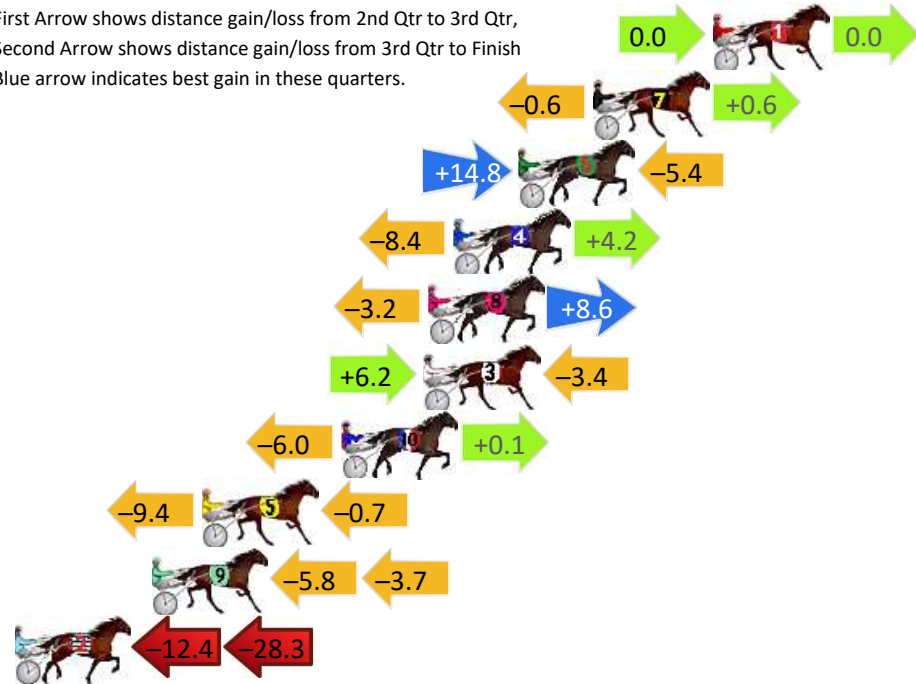
Gross Time: 2:40.20 MileRate: 2:01.30 LeadTime: 39.10s First Qtr: 31.20s Second Qtr: 31.40s Third Qtr: 29.50s Fourth Qtr: 29.00s

DATA TABLE: 800 / 400 Posi's are position from leader and (how wide the horse was at that position)

No	Horse	Plc	Mar	800 Posi	400 Posi	Time	3rd Qtr	4th Qt
1	Jus Bling It	1	0.0m	0.0m (0)	0.0m (0)	2:40.20	29.50s	29.00s
7	Helens Boy	2	4.8m	4.8m (0)	5.4m (0)	2:40.57	29.54s	28.96s
6	Lockitineddy	3	7.8m	17.2m (2)	2.4m (1)	2:40.79	28.43s	29.39s
4	Dynamites Best	4	10.4m	6.2m (1)	14.6m (2)	2:40.99	30.11s	28.70s
8	Rock An Rowa	5	11.4m	16.8m (0)	20.0m (2)	2:41.07	29.73s	28.38s
3	Scandalizing	6	11.6m	14.4m (1)	8.2m (1)	2:41.08	29.05s	29.25s
10	Ima Shinkansen	7	14.9m	9.0m (0)	15.0m (0)	2:41.33	29.94s	28.99s
5	Tristar For Chris	8	20.5m	10.4m (1)	19.8m (3)	2:41.76	30.18s	29.05s
9	Eclipse Line	9	22.5m	13.0m (0)	18.8m (1)	2:41.91	29.92s	29.27s
2	Sailor Made	10	42.3m	1.6m (1)	14.0m (1)	2:43.42	30.42s	31.04s


Finish Position and metres gained

First Arrow shows distance gain/loss from 2nd Qtr to 3rd Qtr, Second Arrow shows distance gain/loss from 3rd Qtr to Finish
Blue arrow indicates best gain in these quarters.



8
0
0

Visual positions in race at 2nd Quarter



4
0
0

Visual positions in race at 3rd Quarter

