

Tamworth Race 1 Distance 1609m

Thursday, 20 February 2025

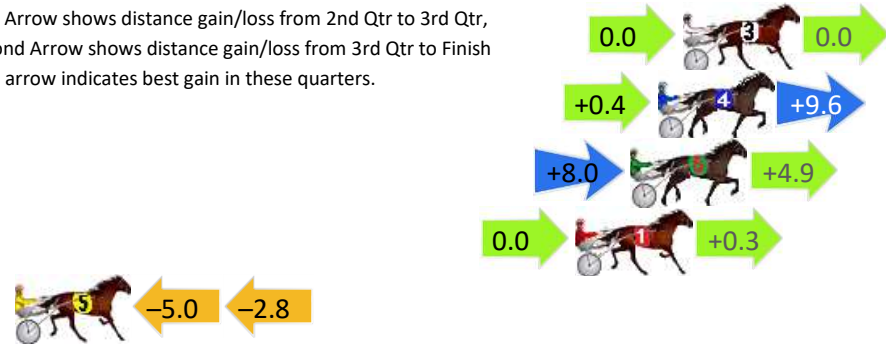
Gross Time: 2:01.20 MileRate: 2:01.20 LeadTime: 0.00s First Qtr: 32.20s Second Qtr: 31.70s Third Qtr: 28.90s Fourth Qtr: 28.40s

DATA TABLE: 800 / 400 Posi's are position from leader and (how wide the horse was at that position)

NoHorse	Plc	Mar	800 Posi	400 Posi	Time	3rd Qtr	4th Qt
3	Letmebeclear	1	0.0m	0.0m (0)	2:01.20	28.90s	28.40s
4	Captain Tom Chilli	2	1.0m	11.0m (0)	2:01.27	28.87s	27.72s
6	The Eye In The Sky	3	2.1m	15.0m (0)	2:01.36	28.33s	28.05s
1	Art Of Abadia	4	4.3m	4.6m (0)	2:01.52	28.90s	28.38s
5	Dazzling Gems	5	26.8m	19.0m (0)	2:03.20	29.26s	28.60s


Finish Position and metres gained

First Arrow shows distance gain/loss from 2nd Qtr to 3rd Qtr,
Second Arrow shows distance gain/loss from 3rd Qtr to Finish
Blue arrow indicates best gain in these quarters.



8
0
0

Visual positions in race at 2nd Quarter



4
0
0

Visual positions in race at 3rd Quarter



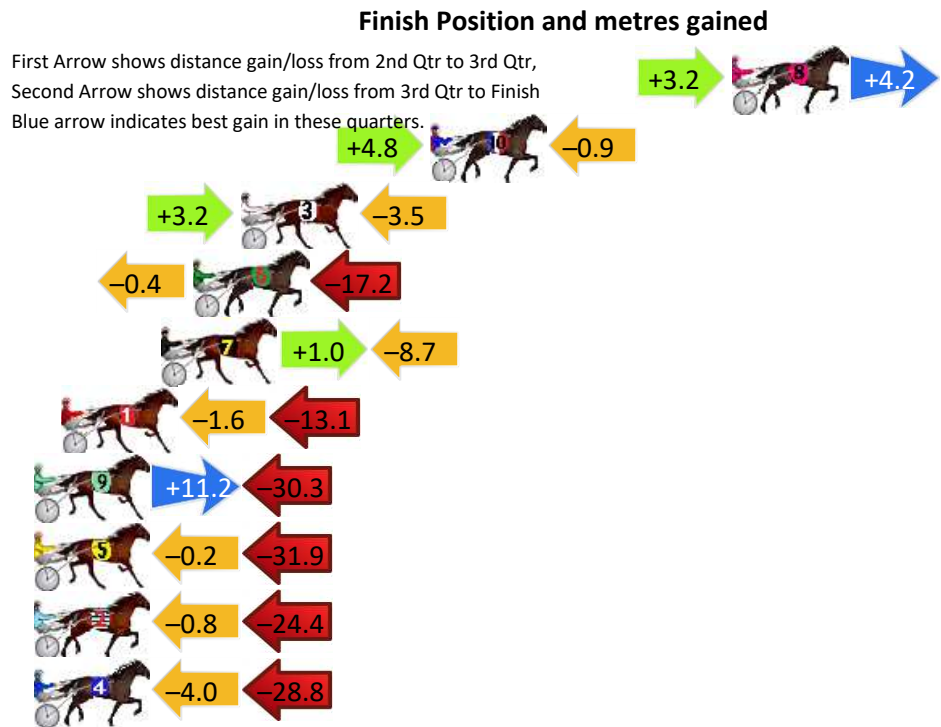
Tamworth Race 2 Distance 1609m

Thursday, 20 February 2025

Gross Time: 1:56.30 MileRate: 1:56.30 LeadTime: 0.00s First Qtr: 27.90s Second Qtr: 29.50s Third Qtr: 29.40s Fourth Qtr: 29.60s

DATA TABLE: 800 / 400 Posi's are position from leader and (how wide the horse was at that position)

No	Horse	Plc	Mar	800 Posi	400 Posi	Time	3rd Qtr	4th Qt
8	Bee Seventeen	1	0.0m	7.4m (1)	4.2m (2)	1:56.30	29.17s	29.29s
10	Western Ricki	2	12.1m	16.0m (0)	11.2m (1)	1:57.24	29.05s	29.67s
3	Nightwatch Star	3	19.7m	19.4m (1)	16.2m (1)	1:57.83	29.16s	29.86s
6	Amillion Promises	4	21.6m	4.0m (0)	4.4m (0)	1:57.98	29.43s	30.87s
7	Classic Arc	5	22.9m	15.2m (1)	14.2m (2)	1:58.08	29.32s	30.24s
1	Caesars Rockstar	6	26.9m	12.2m (0)	13.8m (0)	1:58.39	29.51s	30.56s
9	Magic Shoos	7	30.5m	11.4m (1)	0.2m (1)	1:58.67	28.57s	31.83s
5	Booker Bay	8	32.1m	0.0m (0)	0.2m (0)	1:58.79	29.41s	31.95s
2	Safe Jewels	9	33.4m	8.2m (0)	9.0m (0)	1:58.89	29.45s	31.40s
4	Montana Nights	10	35.8m	3.0m (1)	7.0m (1)	1:59.08	29.69s	31.72s



800

Visual positions in race at 2nd Quarter



400

Visual positions in race at 3rd Quarter



Tamworth Race 3 Distance 1609m

Thursday, 20 February 2025


Gross Time: 1:57.10 MileRate: 1:57.10 LeadTime: 0.00s First Qtr: 28.30s Second Qtr: 29.60s Third Qtr: 28.70s Fourth Qtr: 30.50s

DATA TABLE: 800 / 400 Posi's are position from leader and (how wide the horse was at that position)

No	Horse	Plc	Mar	800 Posi	400 Posi	Time	3rd Qtr	4th Qt
4	Dougs Rules	1	0.0m	0.0m (0)	0.0m (0)	1:57.10	28.70s	30.50s
8	Marvella	2	3.6m	10.8m (1)	12.2m (2)	1:57.39	28.82s	29.85s
2	Frozen Jewel	3	5.5m	6.4m (1)	6.0m (2)	1:57.54	28.67s	30.46s
1	Im Freyja	4	6.7m	4.2m (0)	6.0m (0)	1:57.63	28.83s	30.55s
3	Heavenly Song	4	6.7m	16.4m (0)	18.0m (0)	1:57.63	28.84s	29.64s
5	Shiralee	6	14.7m	19.2m (1)	22.4m (1)	1:58.27	28.95s	29.92s
6	Zacharooni	7	16.8m	2.2m (1)	5.8m (1)	1:58.44	28.94s	31.33s
7	Parabellum	8	25.8m	8.6m (0)	15.4m (1)	1:59.16	29.18s	31.29s
10	My Latin Lady	9	33.0m	14.8m (1)	16.2m (2)	1:59.73	28.77s	31.77s
9	Mac Stubborn	10	38.3m	17.6m (2)	30.6m (0)	2:00.16	29.64s	31.08s

Finish Position and metres gained

First Arrow shows distance gain/loss from 2nd Qtr to 3rd Qtr, Second Arrow shows distance gain/loss from 3rd Qtr to Finish. Blue arrow indicates best gain in these quarters.



800

Visual positions in race at 2nd Quarter



400

Visual positions in race at 3rd Quarter



Tamworth Race 4 Distance 1609m

Thursday, 20 February 2025



Gross Time: 1:56.20 MileRate: 1:56.20 LeadTime: 0.00s First Qtr: 28.20s Second Qtr: 29.80s Third Qtr: 28.10s Fourth Qtr: 30.10s

DATA TABLE: 800 / 400 Posi's are position from leader and (how wide the horse was at that position)

No	Horse	Plc	Mar	800 Posi	400 Posi	Time	3rd Qtr	4th Qt
10	Lullaby	1	0.0m	21.6m (1)	22.4m (2)	1:56.20	28.21s	28.42s
3	Smolenski	2	2.7m	0.0m (0)	0.0m (0)	1:56.41	28.09s	30.30s
6	Brave Bondi	3	4.8m	0.4m (1)	1.2m (1)	1:56.58	28.15s	30.37s
7	Bring Your Best	4	7.5m	8.6m (1)	13.4m (1)	1:56.79	28.46s	29.66s
9	You Cannot Hide	5	11.6m	17.2m (1)	19.4m (1)	1:57.11	28.28s	29.52s
8	Happy Hamish	6	25.1m	18.2m (0)	35.2m (0)	1:58.18	29.35s	29.34s
5	Phar Lume	7	36.6m	23.2m (0)	29.4m (1)	1:59.09	28.53s	30.64s
1	Sweet Sunshine	8	46.2m	9.8m (0)	30.0m (0)	1:59.84	29.52s	31.31s
4	Tintenbar	9	54.5m	4.6m (1)	15.4m (0)	2:00.50	28.78s	33.03s
2	Three Parts Grey	10	81.8m	32.4m (0)	50.0m (0)	2:02.65	29.29s	32.48s

Finish Position and metres gained

First Arrow shows distance gain/loss from 2nd Qtr to 3rd Qtr, Second Arrow shows distance gain/loss from 3rd Qtr to Finish
Blue arrow indicates best gain in these quarters.



Tamworth Race 5 Distance 1609m

Thursday, 20 February 2025

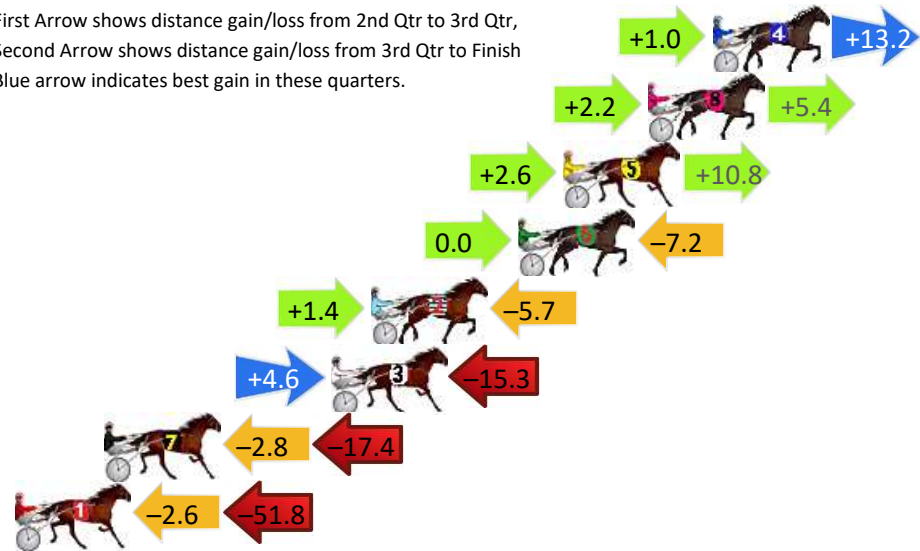
Gross Time: 1:56.70 MileRate: 1:56.70 LeadTime: 0.00s First Qtr: 27.90s Second Qtr: 29.00s Third Qtr: 29.10s Fourth Qtr: 30.70s

DATA TABLE: 800 / 400 Posi's are position from leader and (how wide the horse was at that position)

NoHorse	Plc	Mar	800 Posi	400 Posi	Time	3rd Qtr	4th Qt
4 Imlika	1	0.0m	14.2m (1)	13.2m (2)	1:56.70	29.05s	29.69s
8 Bettor Cheer	2	2.6m	10.2m (1)	8.0m (3)	1:56.91	28.95s	30.29s
5 Allsopp	3	6.0m	19.4m (1)	16.8m (3)	1:57.18	28.93s	29.88s
6 Thomas Royal	4	7.8m	0.6m (1)	0.6m (1)	1:57.33	29.09s	31.25s
2 Monellina	5	13.7m	9.4m (0)	8.0m (2)	1:57.80	28.98s	31.14s
3 Lachies Gamble	6	15.3m	4.6m (1)	0.0m (2)	1:57.93	28.73s	31.87s
7 Rendezvous	7	24.4m	4.2m (0)	7.0m (1)	1:58.66	29.27s	32.03s
1 Tintins Treasure	8	54.4m	0.0m (0)	2.6m (0)	2:01.07	29.19s	34.65s


Finish Position and metres gained

First Arrow shows distance gain/loss from 2nd Qtr to 3rd Qtr, Second Arrow shows distance gain/loss from 3rd Qtr to Finish
Blue arrow indicates best gain in these quarters.



800

Visual positions in race at 2nd Quarter



400

Visual positions in race at 3rd Quarter



Tamworth Race 6 Distance 1980m


Thursday, 20 February 2025

Gross Time: 2:29.60 MileRate: 2:01.60 LeadTime: 28.00s First Qtr: 32.40s Second Qtr: 30.40s Third Qtr: 29.10s Fourth Qtr: 29.70s

DATA TABLE: 800 / 400 Posi's are position from leader and (how wide the horse was at that position)

No	Horse	Plc	Mar	800 Posi	400 Posi	Time	3rd Qtr	4th Qt
1	Uncle Gregory	1	0.0m	0.0m (0)	0.0m (0)	2:29.60	29.10s	29.70s
10	Antetokounmpo	2	7.1m	13.4m (1)	0.8m (2)	2:30.15	28.17s	30.17s
8	Tafl Move	3	9.3m	9.2m (1)	14.6m (2)	2:30.32	29.50s	29.31s
7	Funnily Enough	4	9.7m	4.0m (0)	6.4m (0)	2:30.35	29.27s	29.94s
5	Hey Dude	5	9.9m	17.4m (1)	7.2m (2)	2:30.37	28.35s	29.90s
9	Tasmans Delight	6	10.6m	8.0m (0)	9.6m (1)	2:30.43	29.22s	29.77s
4	Terror Flying	7	15.1m	15.8m (0)	19.4m (2)	2:30.78	29.37s	29.38s
2	Benjimagee	8	17.1m	0.8m (1)	2.2m (1)	2:30.93	29.19s	30.80s
6	Midas Shannon	9	18.5m	11.8m (0)	15.4m (0)	2:31.04	29.36s	29.93s
3	Lookat Mee	10	34.8m	5.2m (1)	14.8m (1)	2:32.31	29.79s	31.18s

Finish Position and metres gained



800

Visual positions in race at 2nd Quarter



400

Visual positions in race at 3rd Quarter



Tamworth Race 7 Distance 1609m

Thursday, 20 February 2025


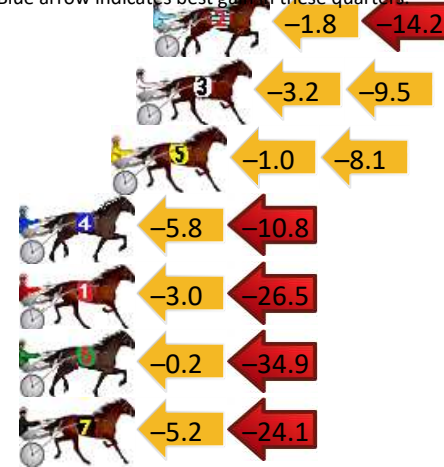
Gross Time: 1:56.80 MileRate: 1:56.80 LeadTime: 0.00s First Qtr: 30.60s Second Qtr: 29.80s Third Qtr: 28.10s Fourth Qtr: 28.40s

DATA TABLE: 800 / 400 Posi's are position from leader and (how wide the horse was at that position)


No	Horse	Plc	Mar	800 Posi	400 Posi	Time	3rd Qtr	4th Qt
8	Peppa Bliss	1	0.0m	2.6m (1)	0.0m (1)	1:56.80	27.92s	28.40s
2	Tralee Maxie	2	22.6m	6.6m (1)	8.4m (1)	1:58.49	28.22s	29.40s
3	Reds Good To Go	3	23.3m	10.6m (1)	13.8m (1)	1:58.54	28.32s	29.07s
5	Gotonebetter	4	24.3m	15.2m (1)	16.2m (2)	1:58.61	28.17s	28.97s
4	Sky Diamond	5	29.8m	13.2m (0)	19.0m (1)	1:59.02	28.50s	29.16s
1	Zoemagic	6	33.5m	4.0m (0)	7.0m (0)	1:59.30	28.30s	30.27s
6	Redfox Raider	7	35.1m	0.0m (0)	0.2m (0)	1:59.42	28.10s	30.86s
7	Tisbury Rocks	8	38.3m	9.0m (0)	14.2m (0)	1:59.66	28.46s	30.10s

Finish Position and metres gained

First Arrow shows distance gain/loss from 2nd Qtr to 3rd Qtr, Second Arrow shows distance gain/loss from 3rd Qtr to Finish
Blue arrow indicates best gain in these quarters



Visual positions in race at 2nd Quarter



Visual positions in race at 3rd Quarter



Tamworth Race 8 Distance 1980m

Thursday, 20 February 2025

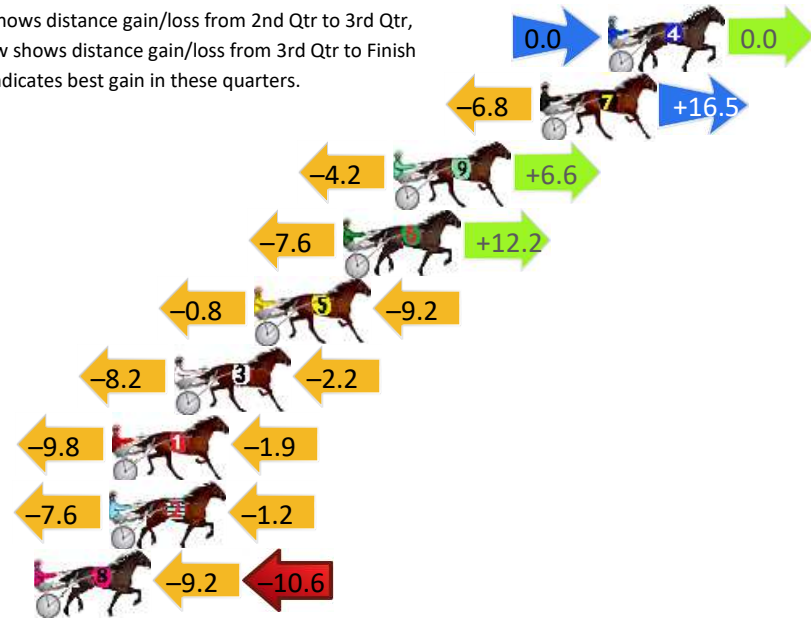
Gross Time: 2:25.00 MileRate: 1:57.80 LeadTime: 26.00s First Qtr: 30.20s Second Qtr: 30.80s Third Qtr: 27.50s Fourth Qtr: 30.50s

DATA TABLE: 800 / 400 Posi's are position from leader and (how wide the horse was at that position)

No	Horse	Plc	Mar	800 Posi	400 Posi	Time	3rd Qtr	4th Qt
4	Major Mickey	1	0.0m	0.0m (0)	0.0m (0)	2:25.00	27.50s	30.50s
7	Rock Fisherman	2	2.7m	12.4m (0)	19.2m (2)	2:25.22	28.05s	29.25s
9	Ashleys Blue Chip	3	8.6m	11.0m (2)	15.2m (2)	2:25.69	27.83s	30.00s
6	Night To Remember	4	10.6m	15.2m (1)	22.8m (3)	2:25.85	28.09s	29.57s
5	Abdicate	5	14.2m	4.2m (0)	5.0m (0)	2:26.13	27.52s	31.20s
3	Killara Shogun	6	17.4m	7.0m (1)	15.2m (1)	2:26.39	28.08s	30.67s
1	Mystify Me	7	19.9m	8.2m (0)	18.0m (0)	2:26.59	28.20s	30.64s
2	Rose Noire	8	20.0m	11.2m (1)	18.8m (3)	2:26.60	28.04s	30.59s
8	Adrenaline Rush	9	23.0m	3.2m (2)	12.4m (0)	2:26.84	28.12s	31.30s

Finish Position and metres gained

First Arrow shows distance gain/loss from 2nd Qtr to 3rd Qtr, Second Arrow shows distance gain/loss from 3rd Qtr to Finish. Blue arrow indicates best gain in these quarters.



800

Visual positions in race at 2nd Quarter



400

Visual positions in race at 3rd Quarter



Tamworth Race 9 Distance 1609m

Thursday, 20 February 2025


Gross Time: 1:57.00 MileRate: 1:57.00 LeadTime: 0.00s First Qtr: 27.80s Second Qtr: 30.00s Third Qtr: 28.90s Fourth Qtr: 30.30s

DATA TABLE: 800 / 400 Posi's are position from leader and (how wide the horse was at that position)

No	Horse	Plc	Mar	800 Posi	400 Posi	Time	3rd Qtr	4th Qt
2	Carmelite	1	0.0m	8.0m (0)	10.2m (0)	1:57.00	29.08s	29.53s
4	Escalera	2	0.8m	4.0m (1)	3.8m (2)	1:57.06	28.89s	30.07s
8	Rouge Bling	3	4.3m	8.0m (1)	8.6m (2)	1:57.34	28.95s	29.98s
3	Johnson Step	4	7.0m	0.0m (1)	0.0m (1)	1:57.56	28.89s	30.83s
6	Rocktagonal	5	7.9m	16.0m (1)	17.8m (2)	1:57.63	29.05s	29.55s
10	Colby	6	8.2m	12.0m (1)	13.0m (2)	1:57.65	28.98s	29.94s
7	He Said She Said	7	11.5m	4.0m (0)	7.0m (1)	1:57.91	29.11s	30.64s
9	Datizit	8	19.2m	16.4m (0)	20.0m (0)	1:58.52	29.17s	30.24s
1	Certainlycallitin	9	24.1m	0.0m (0)	2.6m (0)	1:58.91	29.05s	31.92s
5	Superbon	10	29.2m	20.2m (1)	21.4m (1)	1:59.32	28.97s	30.89s

Finish Position and metres gained

First Arrow shows distance gain/loss from 2nd Qtr to 3rd Qtr, Second Arrow shows distance gain/loss from 3rd Qtr to Finish Blue arrow indicates best gain in these quarters.



800

Visual positions in race at 2nd Quarter



400

Visual positions in race at 3rd Quarter

