

# Newcastle Race 1 Distance 1609m

Friday, 21 February 2025



Gross Time: 1:53.70 MileRate: 1:53.70 LeadTime: 0.00s First Qtr: 28.40s Second Qtr: 30.20s Third Qtr: 27.60s Fourth Qtr: 27.50s

DATA TABLE: 800 / 400 Posi's are position from leader and (how wide the horse was at that position)

No	Horse	Plc	Mar	800 Posi	400 Posi	Time	3rd Qtr	4th Qt
3	Quaddie Vc	1	0.0m	0.0m (0)	0.0m (0)	1:53.70	27.60s	27.50s
2	Man From Braavos	2	3.3m	4.7m (0)	4.7m (0)	1:53.94	27.60s	27.42s
5	McCrikey	3	3.7m	9.9m (0)	9.4m (0)	1:53.97	27.56s	27.13s
6	Betterthanfederer	4	7.1m	6.7m (1)	7.0m (1)	1:54.21	27.62s	27.53s
4	Sally Bigtime	5	10.3m	2.6m (1)	2.3m (1)	1:54.45	27.58s	28.09s
10	Our Ideal Dream	6	11.4m	11.4m (1)	11.7m (1)	1:54.52	27.62s	27.52s
11	La Derniere	7	12.2m	16.0m (1)	15.2m (2)	1:54.58	27.54s	27.34s
7	Conor McGregor	8	12.3m	20.1m (1)	18.7m (1)	1:54.59	27.50s	27.11s
9	Paradise Point	9	14.8m	14.0m (0)	14.0m (0)	1:54.77	27.60s	27.61s
1	First String	10	141.6m	84.8m (0)	94.3m (0)	2:03.95	28.24s	31.29s

## Finish Position and metres gained

First Arrow shows distance gain/loss from 2nd Qtr to 3rd Qtr, Second Arrow shows distance gain/loss from 3rd Qtr to Finish  
Blue arrow indicates best gain in these quarters.



# Newcastle Race 2 Distance 2030m

Friday, 21 February 2025


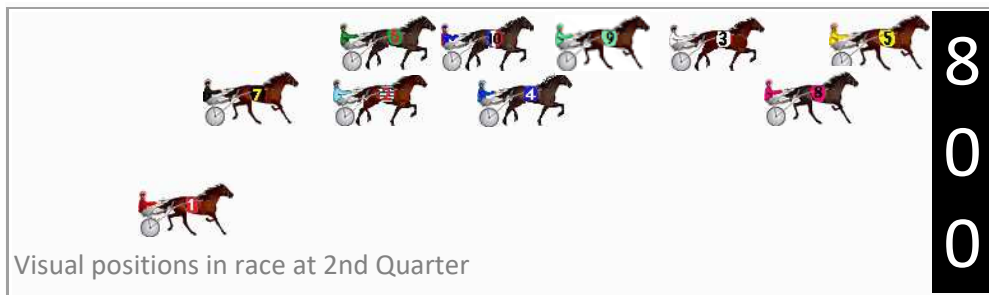
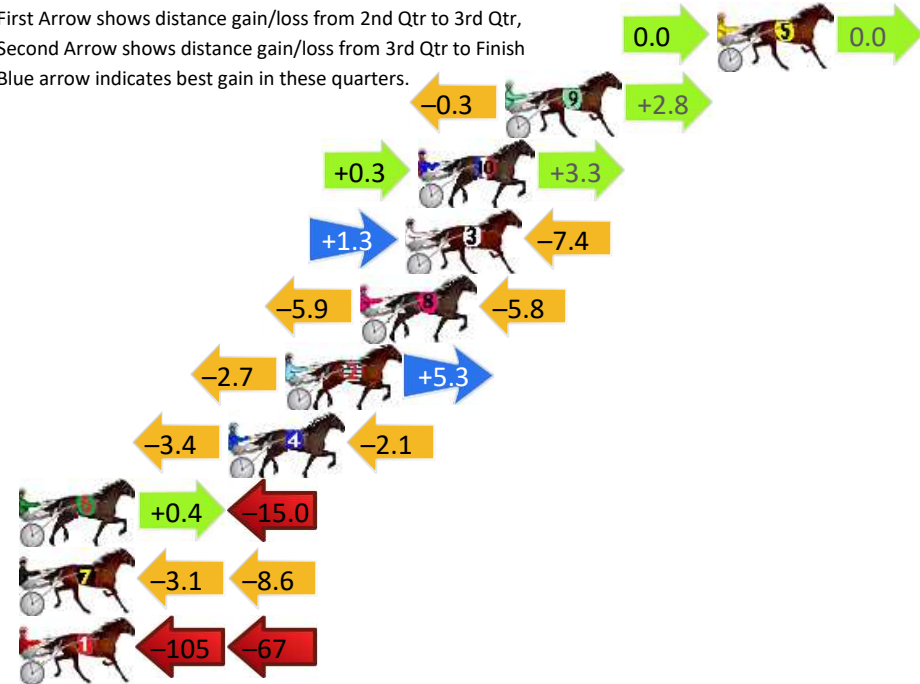
Gross Time: 2:27.90 MileRate: 1:57.20 LeadTime: 30.30s First Qtr: 32.10s Second Qtr: 28.50s Third Qtr: 27.90s Fourth Qtr: 29.10s

DATA TABLE: 800 / 400 Posi's are position from leader and (how wide the horse was at that position)

No	Horse	Plc	Mar	800 Posi	400 Posi	Time	3rd Qtr	4th Qt
5	Luke John	1	0.0m	0.0m (0)	0.0m (0)	2:27.90	27.90s	29.10s
9	Cheddar Valley	2	8.5m	11.0m (0)	11.3m (0)	2:28.55	27.94s	28.95s
10	Nifty Studleigh	3	12.0m	15.6m (0)	15.3m (0)	2:28.82	27.90s	28.94s
3	Matt Gregors Boy	4	12.5m	6.4m (0)	5.1m (0)	2:28.85	27.82s	29.69s
8	Abstract Art	5	14.3m	2.6m (1)	8.5m (1)	2:28.99	28.32s	29.59s
2	Karaoke King	6	17.3m	19.9m (1)	22.6m (1)	2:29.22	28.12s	28.82s
4	Ignite The Fire	7	19.6m	14.1m (1)	17.5m (1)	2:29.40	28.16s	29.36s
6	Lucky Beach Boy	8	34.2m	19.6m (0)	19.2m (0)	2:30.51	27.90s	30.35s
7	Peter Forsberg	9	36.8m	25.1m (1)	28.2m (1)	2:30.71	28.16s	29.91s
1	Heeza Malteeza	10	198.0m	27.7m (3)	131.8m (1)	2:43.02	35.32s	34.88s

## Finish Position and metres gained

First Arrow shows distance gain/loss from 2nd Qtr to 3rd Qtr, Second Arrow shows distance gain/loss from 3rd Qtr to Finish  
Blue arrow indicates best gain in these quarters.



# Newcastle Race 3 Distance 2030m

Friday, 21 February 2025

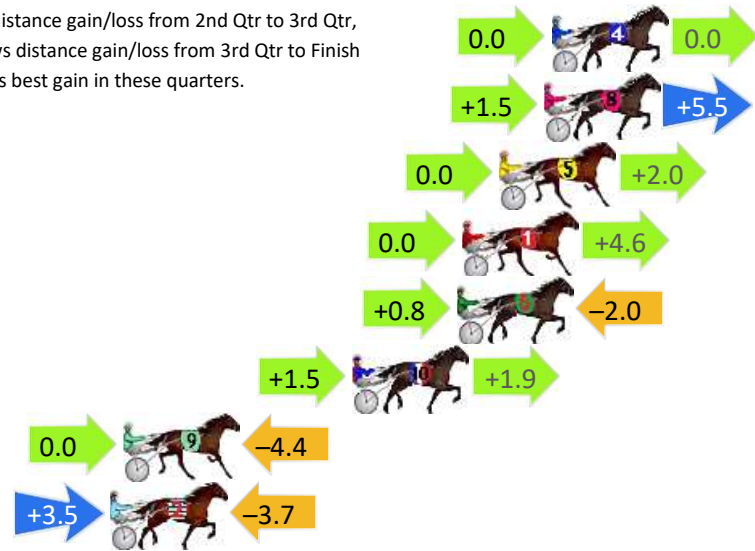
Gross Time: 2:28.00 MileRate: 1:57.30 LeadTime: 32.70s First Qtr: 30.40s Second Qtr: 29.60s Third Qtr: 27.60s Fourth Qtr: 27.70s

DATA TABLE: 800 / 400 Posi's are position from leader and (how wide the horse was at that position)

No	Horse	Plc	Mar	800 Posi	400 Posi	Time	3rd Qtr	4th Qt
4	Seve	1	0.0m	0.0m (0)	0.0m (0)	2:28.00	27.60s	27.70s
8	Swell Time	2	0.3m	7.3m (1)	5.8m (1)	2:28.02	27.50s	27.32s
5	Port Au Prince	3	2.1m	4.1m (0)	4.1m (0)	2:28.15	27.60s	27.57s
1	Hold Onto Ya Bling	4	3.6m	8.2m (0)	8.2m (0)	2:28.26	27.60s	27.40s
6	Go Oh Micky	5	3.8m	2.6m (1)	1.8m (1)	2:28.28	27.54s	27.86s
10	Ashark	6	8.0m	11.4m (1)	9.9m (1)	2:28.58	27.50s	27.60s
9	Laceys Lad	7	17.2m	12.8m (0)	12.8m (0)	2:29.25	27.60s	28.07s
2	Our Princess Kennedy	8	17.7m	17.5m (0)	14.0m (1)	2:29.29	27.36s	28.03s

## Finish Position and metres gained

First Arrow shows distance gain/loss from 2nd Qtr to 3rd Qtr, Second Arrow shows distance gain/loss from 3rd Qtr to Finish  
Blue arrow indicates best gain in these quarters.



800

Visual positions in race at 2nd Quarter



400

Visual positions in race at 3rd Quarter



# Newcastle Race 4 Distance 2030m

Friday, 21 February 2025


Gross Time: 2:25.80 MileRate: 1:55.60 LeadTime: 28.70s First Qtr: 28.90s Second Qtr: 29.70s Third Qtr: 28.30s Fourth Qtr: 30.20s

DATA TABLE: 800 / 400 Posi's are position from leader and (how wide the horse was at that position)

No	Horse	Plc	Mar	800 Posi	400 Posi	Time	3rd Qtr	4th Qt
5	Imperial Night	1	1.5m	3.7m (1)	3.9m (1)	2:25.92	28.32s	30.04s
8	Applied	2	0.0m	0.0m (0)	0.0m (0)	2:25.80	28.30s	30.20s
11	Vincentius Maximus	3	1.7m	12.2m (1)	13.2m (1)	2:25.93	28.40s	29.37s
10	Double Lines	4	2.9m	13.1m (0)	16.0m (0)	2:26.03	28.54s	29.27s
1	Penurious	5	6.4m	9.1m (0)	12.1m (0)	2:26.31	28.54s	29.83s
3	Mister Poverty	6	7.6m	7.7m (1)	8.8m (1)	2:26.40	28.40s	30.16s
2	Alfredjohncrusader	7	9.9m	4.6m (0)	7.7m (0)	2:26.58	28.54s	30.42s
4	Ohwhatiwouldgive	8	13.4m	18.2m (0)	22.0m (0)	2:26.86	28.62s	29.66s
6	Louie Dada	9	20.5m	16.8m (1)	17.1m (1)	2:27.42	28.36s	30.58s
7	Summer Rockstar	10	48.8m	21.9m (1)	31.6m (1)	2:29.66	29.06s	31.76s

## Finish Position and metres gained

First Arrow shows distance gain/loss from 2nd Qtr to 3rd Qtr, Second Arrow shows distance gain/loss from 3rd Qtr to Finish  
Blue arrow indicates best gain in these quarters.



800

Visual positions in race at 2nd Quarter



400

Visual positions in race at 3rd Quarter





# Newcastle Race 5 Distance 1609m

Friday, 21 February 2025

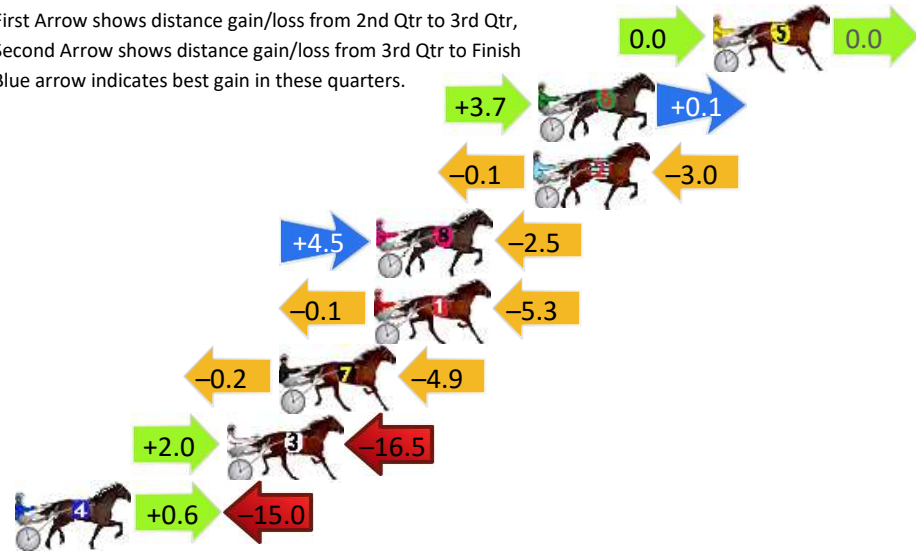
Gross Time: 1:49.00 MileRate: 1:49.00 LeadTime: 0.00s First Qtr: 27.20s Second Qtr: 27.50s Third Qtr: 27.50s Fourth Qtr: 26.80s

DATA TABLE: 800 / 400 Posi's are position from leader and (how wide the horse was at that position)

No	Horse	Plc	Mar	800 Posi	400 Posi	Time	3rd Qtr	4th Qt
5	Leap To Fame	1	0.0m	0.0m (0)	0.0m (0)	1:49.00	27.50s	26.80s
6	Max Delight	2	7.0m	10.8m (1)	7.1m (1)	1:49.49	27.24s	26.81s
2	Sure Thing Captain	3	7.2m	4.1m (0)	4.2m (0)	1:49.51	27.50s	27.03s
8	Miki Pins	4	13.5m	15.5m (1)	11.0m (1)	1:49.95	27.18s	27.01s
1	Ardens Ace	5	13.6m	8.2m (0)	8.3m (0)	1:49.96	27.50s	27.20s
7	Petes Said So	6	17.4m	12.3m (0)	12.5m (0)	1:50.23	27.50s	27.19s
3	Kanena Provlima	7	19.5m	5.0m (1)	3.0m (1)	1:50.38	27.36s	27.98s
4	Fire Fox	8	32.8m	18.4m (0)	17.8m (0)	1:51.32	27.44s	27.92s

## Finish Position and metres gained

First Arrow shows distance gain/loss from 2nd Qtr to 3rd Qtr, Second Arrow shows distance gain/loss from 3rd Qtr to Finish  
Blue arrow indicates best gain in these quarters.



8  
0  
0

Visual positions in race at 2nd Quarter



4  
0  
0

Visual positions in race at 3rd Quarter





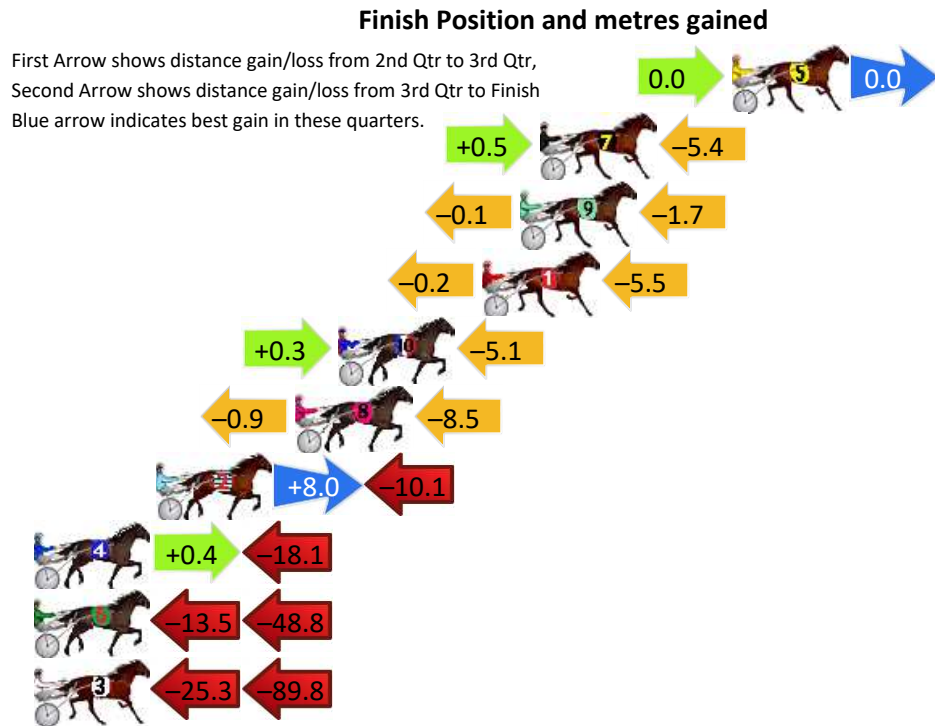
# Newcastle Race 6 Distance 1609m

Friday, 21 February 2025

Gross Time: 1:56.90 MileRate: 1:56.90 LeadTime: 0.00s First Qtr: 28.90s Second Qtr: 30.90s Third Qtr: 29.90s Fourth Qtr: 27.20s

DATA TABLE: 800 / 400 Posi's are position from leader and (how wide the horse was at that position)

NoHorse	Plc	Mar	800 Posi	400 Posi	Time	3rd Qtr	4th Qt
5 Ideal Mondo	1	0.0m	0.0m (0)	0.0m (0)	1:56.90	29.90s	27.20s
7 Kissmelvis	2	7.7m	2.8m (1)	2.3m (1)	1:57.45	29.85s	27.59s
9 Slingshot	3	8.5m	6.7m (1)	6.8m (1)	1:57.51	29.88s	27.33s
1 Yogi	4	10.0m	4.3m (0)	4.5m (0)	1:57.62	29.90s	27.60s
10 Shadow Eclipse	5	15.8m	11.0m (1)	10.7m (1)	1:58.03	29.84s	27.57s
8 Wallaroy Boy	6	17.5m	8.1m (0)	9.0m (0)	1:58.15	29.94s	27.81s
2 Popstaromar	7	23.1m	21.0m (0)	13.0m (0)	1:58.55	29.26s	27.93s
4 Our Art Christian	8	33.3m	15.6m (0)	15.2m (1)	1:59.28	29.82s	28.50s
6 Apache Whitesox	9	145.7m	83.4m (0)	96.9m (0)	2:07.33	30.58s	30.75s
3 Captain Dorian	10	267.1m	152.0m (0)	177.3m (0)	2:16.03	31.18s	33.75s



# Newcastle Race 7 Distance 1609m

Friday, 21 February 2025



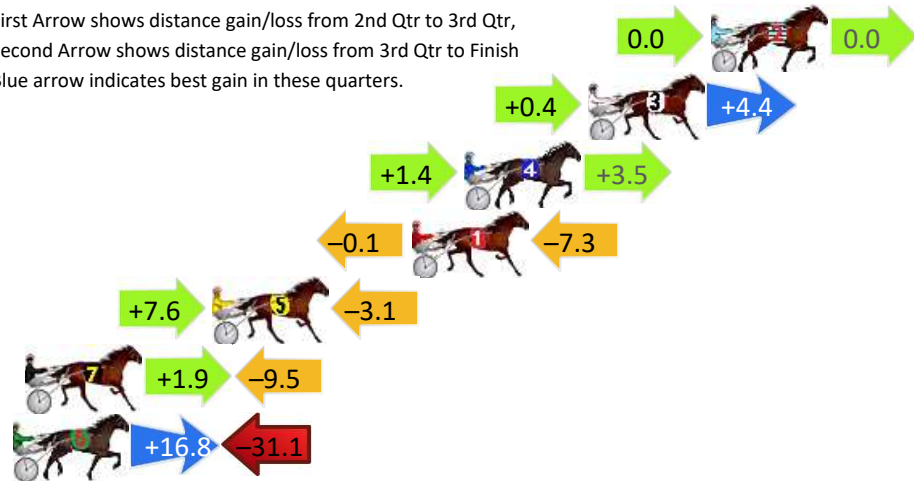
Gross Time: 1:55.80 MileRate: 1:55.80 LeadTime: 0.00s First Qtr: 29.10s Second Qtr: 31.30s Third Qtr: 28.30s Fourth Qtr: 27.10s

DATA TABLE: 800 / 400 Posi's are position from leader and (how wide the horse was at that position)

No	Horse	Plc	Mar	800 Posi	400 Posi	Time	3rd Qtr	4th Qt
2	Party Central	1	0.0m	0.0m (0)	0.0m (0)	1:55.80	28.30s	27.10s
3	Walter Warlock	2	4.9m	9.7m (0)	9.3m (0)	1:56.15	28.26s	26.81s
4	Miss Ravishing	3	9.9m	14.8m (0)	13.4m (0)	1:56.51	28.18s	26.89s
1	Spicyshannon	4	12.0m	4.6m (0)	4.7m (0)	1:56.66	28.30s	27.64s
5	Hes Got The Look	5	20.0m	24.5m (0)	16.9m (1)	1:57.23	27.74s	27.37s
7	Johnny Dee	6	27.5m	19.9m (0)	18.0m (0)	1:57.76	28.14s	27.82s
6	Rock De Ark	7	43.9m	29.6m (0)	12.8m (1)	1:58.93	27.10s	29.35s

## Finish Position and metres gained

First Arrow shows distance gain/loss from 2nd Qtr to 3rd Qtr,  
Second Arrow shows distance gain/loss from 3rd Qtr to Finish  
Blue arrow indicates best gain in these quarters.



Visual positions in race at 2nd Quarter

Visual positions in race at 3rd Quarter

# Newcastle Race 8 Distance 1609m

Friday, 21 February 2025


Gross Time: 1:55.80 MileRate: 1:55.80 LeadTime: 0.00s First Qtr: 28.70s Second Qtr: 31.00s Third Qtr: 28.10s Fourth Qtr: 28.00s

DATA TABLE: 800 / 400 Posi's are position from leader and (how wide the horse was at that position)

No	Horse	Plc	Mar	800 Posi	400 Posi	Time	3rd Qtr	4th Qt
4	Rescume	1	0.0m	0.0m (0)	0.0m (0)	1:55.80	28.10s	28.00s
10	Needy An Greedy	2	1.0m	7.7m (1)	2.9m (1)	1:55.87	27.76s	27.87s
6	Shalamar Miss	3	11.1m	19.2m (1)	13.8m (1)	1:56.62	27.72s	27.86s
2	Miss Adonis	4	12.0m	4.6m (0)	6.3m (0)	1:56.68	28.22s	28.44s
9	Eyes Been Patient	5	17.2m	14.9m (0)	16.6m (0)	1:57.07	28.22s	28.11s
3	Pixiebelle	6	17.5m	12.9m (1)	8.6m (1)	1:57.09	27.80s	28.69s
1	Treasured Beach	7	18.4m	9.2m (0)	12.1m (0)	1:57.15	28.30s	28.51s
5	Spunkys Got Issues	8	29.7m	20.1m (0)	20.7m (1)	1:57.99	28.14s	28.75s
7	Sunshine Dollar	9	31.4m	25.8m (0)	24.1m (0)	1:58.11	27.98s	28.63s

## Finish Position and metres gained

First Arrow shows distance gain/loss from 2nd Qtr to 3rd Qtr, Second Arrow shows distance gain/loss from 3rd Qtr to Finish  
Blue arrow indicates best gain in these quarters.



800

Visual positions in race at 2nd Quarter



400

Visual positions in race at 3rd Quarter

