

Wagga Riverina Race 1 Distance 1740m

Friday, 21 February 2025

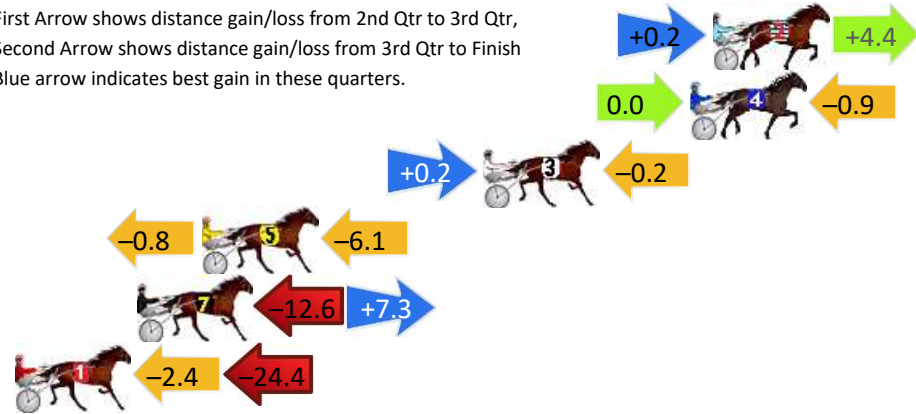
Gross Time: 2:04.20 MileRate: 1:54.80 LeadTime: 8.20s First Qtr: 29.30s Second Qtr: 30.90s Third Qtr: 28.80s Fourth Qtr: 27.00s

DATA TABLE: 800 / 400 Posi's are position from leader and (how wide the horse was at that position)

NoHorse	Plc	Mar	800 Posi	400 Posi	Time	3rd Qtr	4th Qt
2 You Gotta Believe	1	0.0m	4.6m (0)	4.4m (0)	2:04.20	28.78s	26.70s
4 Lexy	2	0.9m	0.0m (0)	0.0m (0)	2:04.26	28.80s	27.06s
3 Im On No Sleep	3	9.2m	9.2m (0)	9.0m (0)	2:04.85	28.79s	27.01s
5 Anyoneforadrink	4	20.5m	13.6m (0)	14.4m (0)	2:05.66	28.87s	27.41s
7 One More Reason	5	23.1m	17.8m (0)	30.4m (0)	2:05.84	29.66s	26.51s
1 Quest For Fortune	6	48.8m	22.0m (0)	24.4m (0)	2:07.67	29.02s	28.64s

Finish Position and metres gained

First Arrow shows distance gain/loss from 2nd Qtr to 3rd Qtr,
Second Arrow shows distance gain/loss from 3rd Qtr to Finish
Blue arrow indicates best gain in these quarters.



8
0
0

Visual positions in race at 2nd Quarter



4
0
0

Visual positions in race at 3rd Quarter



Powered by

PJ Harness Analyser

Sectional Analysis Software

Not just form | Free Trial

www.facebook.com/PJHarnessRacing



RISE Digital, Harness Racing Australia nor the provider accepts any responsibility for the completeness or accuracy of any of the information contained herein, and makes no representations about its suitability for any particular purpose. Users should make their own judgements about those matters and/or seek independent advice. You assume all risks associated with use of data provided on this page

Wagga Riverina Race 2 Distance 1740m

Friday, 21 February 2025



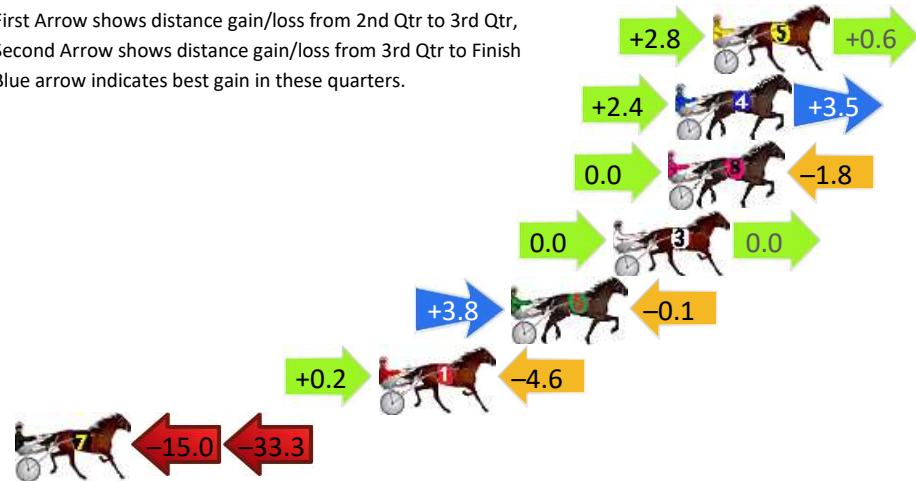
Gross Time: 2:03.50 MileRate: 1:54.20 LeadTime: 8.20s First Qtr: 28.30s Second Qtr: 29.50s Third Qtr: 28.70s Fourth Qtr: 28.80s

DATA TABLE: 800 / 400 Posi's are position from leader and (how wide the horse was at that position)

No	Horse	Plc	Mar	800 Posi	400 Posi	Time	3rd Qtr	4th Qt
5	She Haunts Em	1	0.0m	3.4m (1)	0.6m (1)	2:03.50	28.50s	28.76s
4	Pencil Me In	2	1.5m	7.4m (1)	5.0m (1)	2:03.61	28.53s	28.55s
8	Luvtoo	3	1.8m	0.0m (0)	0.0m (0)	2:03.64	28.70s	28.93s
3	Ozzie Gem	4	4.0m	4.0m (0)	4.0m (0)	2:03.80	28.70s	28.80s
6	Just Rock Me Lou	5	8.1m	11.8m (1)	8.0m (2)	2:04.11	28.43s	28.81s
1	Crimson Rock	6	13.4m	9.0m (0)	8.8m (0)	2:04.51	28.69s	29.13s
7	Yankee Babe	7	88.3m	40.0m (0)	55.0m (0)	2:10.18	29.77s	31.18s

Finish Position and metres gained

First Arrow shows distance gain/loss from 2nd Qtr to 3rd Qtr,
Second Arrow shows distance gain/loss from 3rd Qtr to Finish
Blue arrow indicates best gain in these quarters.



Wagga Riverina Race 3 Distance 1740m

Friday, 21 February 2025


Gross Time: 2:05.50 MileRate: 1:56.10 LeadTime: 8.50s First Qtr: 29.90s Second Qtr: 30.30s Third Qtr: 29.40s Fourth Qtr: 27.40s

DATA TABLE: 800 / 400 Posi's are position from leader and (how wide the horse was at that position)

No	Horse	Plc	Mar	800 Posi	400 Posi	Time	3rd Qtr	4th Qt
9	Catchafire	1	0.0m	0.0m (0)	0.0m (0)	2:05.50	29.40s	27.40s
3	Bettors Magic	2	4.0m	10.4m (1)	6.4m (2)	2:05.79	29.11s	27.24s
6	Lenneth	3	4.8m	4.0m (0)	4.4m (0)	2:05.85	29.43s	27.43s
7	Altatude	4	8.7m	14.8m (1)	11.2m (2)	2:06.13	29.14s	27.23s
1	I Lika Style	5	10.9m	8.0m (0)	8.8m (0)	2:06.29	29.46s	27.54s
5	Fulloflight	6	14.5m	24.6m (1)	14.8m (1)	2:06.55	28.71s	27.38s
2	Heavens Badgirl	7	17.5m	12.4m (0)	13.2m (0)	2:06.76	29.47s	27.69s
8	Happy Too Ya	8	19.4m	20.0m (1)	15.6m (2)	2:06.90	29.10s	27.66s
4	Full Of Spice	9	20.9m	6.2m (1)	2.6m (1)	2:07.01	29.19s	28.65s
10	Ole Chester	10	25.0m	17.8m (0)	18.8m (0)	2:07.30	29.49s	27.82s

Finish Position and metres gained

First Arrow shows distance gain/loss from 2nd Qtr to 3rd Qtr, Second Arrow shows distance gain/loss from 3rd Qtr to Finish
Blue arrow indicates best gain in these quarters.



800

Visual positions in race at 2nd Quarter



400

Visual positions in race at 3rd Quarter



Wagga Riverina Race 4 Distance 1740m

Friday, 21 February 2025


Gross Time: 2:04.20 MileRate: 1:54.90 LeadTime: 8.40s First Qtr: 29.70s Second Qtr: 30.80s Third Qtr: 28.20s Fourth Qtr: 27.10s

DATA TABLE: 800 / 400 Posi's are position from leader and (how wide the horse was at that position)

No	Horse	Plc	Mar	800 Posi	400 Posi	Time	3rd Qtr	4th Qt
4	Ozzie Corka	1	0.0m	0.0m (0)	0.0m (0)	2:04.20	28.20s	27.10s
2	Lessismore	2	1.7m	8.2m (0)	8.0m (0)	2:04.32	28.18s	26.68s
3	Our Rocky	3	6.6m	3.8m (0)	4.0m (0)	2:04.67	28.22s	27.28s
8	Always Be Brendan	4	13.2m	1.8m (1)	2.0m (1)	2:05.14	28.23s	27.85s
10	Slippin The Life	5	13.9m	11.0m (1)	12.4m (1)	2:05.19	28.30s	27.20s
1	Braebeach	6	15.5m	13.0m (0)	13.8m (0)	2:05.31	28.26s	27.21s
6	Lachies Delight	7	17.9m	6.6m (1)	7.6m (1)	2:05.48	28.28s	27.79s
9	Unit Forty One	8	20.8m	17.6m (0)	20.6m (0)	2:05.68	28.41s	27.11s
7	Burton	9	21.1m	20.8m (1)	22.8m (1)	2:05.71	28.34s	26.99s
5	Centrefire	10	22.3m	16.2m (1)	17.6m (1)	2:05.79	28.30s	27.42s

Finish Position and metres gained

First Arrow shows distance gain/loss from 2nd Qtr to 3rd Qtr, Second Arrow shows distance gain/loss from 3rd Qtr to Finish
Blue arrow indicates best gain in these quarters.



800

Visual positions in race at 2nd Quarter



400

Visual positions in race at 3rd Quarter



Wagga Riverina Race 5 Distance 1740m

Friday, 21 February 2025


Gross Time: 2:04.20 MileRate: 1:54.90 LeadTime: 9.10s First Qtr: 27.80s Second Qtr: 30.10s Third Qtr: 28.90s Fourth Qtr: 28.30s

DATA TABLE: 800 / 400 Posi's are position from leader and (how wide the horse was at that position)

No	Horse	Plc	Mar	800 Posi	400 Posi	Time	3rd Qtr	4th Qt
7	Village Area	1	0.0m	17.0m (1)	9.6m (2)	2:04.20	28.37s	27.62s
2	Fiftyshadesofhay	2	0.7m	4.0m (1)	1.6m (1)	2:04.25	28.73s	28.24s
1	Amber Alert	3	2.0m	0.0m (0)	0.0m (0)	2:04.35	28.90s	28.44s
6	Harley Blue	4	3.1m	12.8m (1)	5.2m (2)	2:04.43	28.36s	28.15s
8	Hes A Terror	5	4.2m	13.4m (0)	10.8m (1)	2:04.51	28.71s	27.84s
3	Mop	6	5.2m	8.2m (1)	6.4m (1)	2:04.59	28.77s	28.22s
10	Im Belieber	7	7.8m	9.0m (0)	9.4m (0)	2:04.78	28.93s	28.19s
4	Bettors Moon	8	8.6m	18.4m (0)	14.2m (0)	2:04.84	28.60s	27.91s
9	Master Jude	9	10.9m	5.0m (0)	5.4m (0)	2:05.01	28.93s	28.69s
5	Paddy Mach	10	18.6m	21.2m (1)	14.8m (1)	2:05.58	28.45s	28.57s

Finish Position and metres gained

First Arrow shows distance gain/loss from 2nd Qtr to 3rd Qtr, Second Arrow shows distance gain/loss from 3rd Qtr to Finish Blue arrow indicates best gain in these quarters.



800

Visual positions in race at 2nd Quarter



400

Visual positions in race at 3rd Quarter



Wagga Riverina Race 6 Distance 2270m

Friday, 21 February 2025


Gross Time: 2:45.20 MileRate: 1:57.10 LeadTime: 47.90s First Qtr: 29.70s Second Qtr: 31.00s Third Qtr: 28.50s Fourth Qtr: 28.10s

DATA TABLE: 800 / 400 Posi's are position from leader and (how wide the horse was at that position)

No	Horse	Plc	Mar	800 Posi	400 Posi	Time	3rd Qtr	4th Qt
5	Thanks Be To God	1	0.0m	8.4m (0)	9.8m (1)	2:45.20	28.59s	27.42s
4	Fe Fe On Fire	2	1.6m	15.2m (1)	17.2m (1)	2:45.32	28.63s	27.01s
9	Bubby To Base	3	2.0m	3.2m (1)	0.0m (1)	2:45.35	28.28s	28.24s
3	Arts Fella	4	9.9m	0.0m (0)	2.0m (0)	2:45.93	28.64s	28.65s
8	Lou Will	5	10.3m	7.2m (1)	5.4m (1)	2:45.96	28.38s	28.44s
10	Knock Out	6	12.3m	19.2m (1)	16.0m (3)	2:46.11	28.27s	27.84s
7	Smokin Pocket	7	14.2m	11.2m (1)	12.8m (2)	2:46.25	28.61s	28.20s
1	Ellava Pacer	8	14.9m	4.0m (0)	6.0m (0)	2:46.30	28.65s	28.72s
2	Glenburns Waters	9	19.1m	12.8m (0)	17.4m (0)	2:46.61	28.82s	28.22s
6	Scottie Mach	10	20.4m	23.4m (1)	24.6m (1)	2:46.71	28.58s	27.81s

Finish Position and metres gained

First Arrow shows distance gain/loss from 2nd Qtr to 3rd Qtr, Second Arrow shows distance gain/loss from 3rd Qtr to Finish Blue arrow indicates best gain in these quarters.



Visual positions in race at 2nd Quarter



Visual positions in race at 3rd Quarter

Wagga Riverina Race 7 Distance 2270m

Friday, 21 February 2025


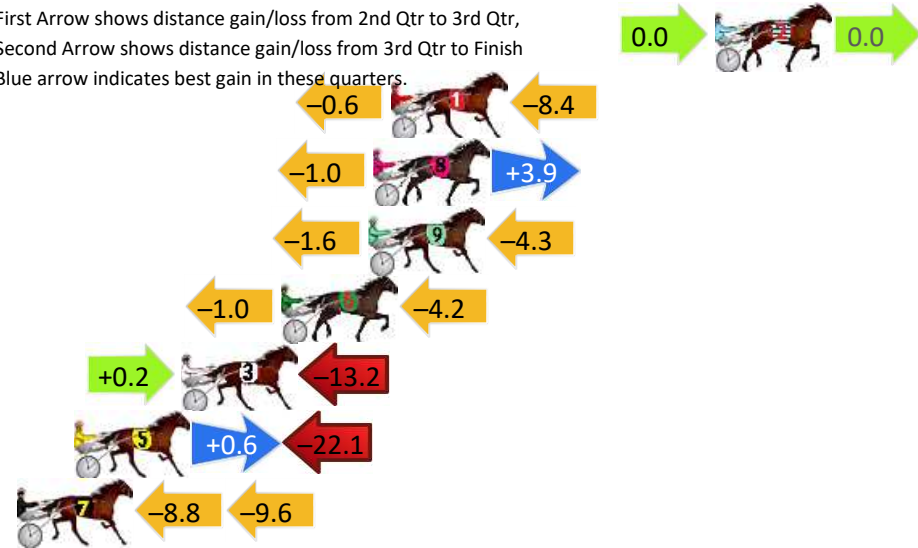
Gross Time: 2:42.80 MileRate: 1:55.40 LeadTime: 47.20s First Qtr: 30.60s Second Qtr: 30.20s Third Qtr: 27.90s Fourth Qtr: 26.90s

DATA TABLE: 800 / 400 Posi's are position from leader and (how wide the horse was at that position)

No	Horse	Plc	Mar	800 Posi	400 Posi	Time	3rd Qtr	4th Qt
2	Jacks Ultimate Fury	1	0.0m	0.0m (0)	0.0m (0)	2:42.80	27.90s	26.90s
1	My Bula Bus	2	13.0m	4.0m (0)	4.6m (0)	2:43.72	27.95s	27.46s
8	Kia Ora Beauty	3	13.7m	16.6m (1)	17.6m (1)	2:43.77	27.96s	26.64s
9	The Talk	4	13.9m	8.0m (0)	9.6m (0)	2:43.79	28.01s	27.19s
6	Wind Sock	5	17.4m	12.2m (1)	13.2m (1)	2:44.03	27.97s	27.18s
3	Shell Shock	6	21.4m	8.4m (1)	8.2m (1)	2:44.32	27.90s	27.78s
5	Business In Heaven	7	25.7m	4.2m (1)	3.6m (1)	2:44.62	27.89s	28.38s
7	Father Bob	8	31.2m	12.8m (0)	21.6m (0)	2:45.01	28.51s	27.54s

Finish Position and metres gained

First Arrow shows distance gain/loss from 2nd Qtr to 3rd Qtr, Second Arrow shows distance gain/loss from 3rd Qtr to Finish
Blue arrow indicates best gain in these quarters.



800

Visual positions in race at 2nd Quarter



400

Visual positions in race at 3rd Quarter



Wagga Riverina Race 8 Distance 1740m

Friday, 21 February 2025

Gross Time: 2:01.90 MileRate: 1:52.70 LeadTime: 8.30s First Qtr: 29.60s Second Qtr: 29.00s Third Qtr: 27.20s Fourth Qtr: 27.80s

DATA TABLE: 800 / 400 Posi's are position from leader and (how wide the horse was at that position)

No	Horse	Plc	Mar	800 Posi	400 Posi	Time	3rd Qtr	4th Qt
2	Scared Stiff	1	0.0m	11.2m (1)	11.0m (2)	2:01.90	27.19s	27.04s
5	Joetomo	2	6.3m	0.0m (0)	0.0m (0)	2:02.36	27.20s	28.24s
4	Leavemeout	3	7.2m	15.4m (1)	15.0m (2)	2:02.43	27.18s	27.26s
1	Keilor Baby Shark	4	7.7m	4.8m (0)	5.8m (0)	2:02.46	27.27s	27.93s
9	Carlo Gambino	5	9.5m	8.8m (0)	10.2m (0)	2:02.59	27.30s	27.75s
8	Brooklyns Best	6	10.0m	20.0m (1)	19.4m (2)	2:02.63	27.17s	27.15s
10	Six Again	7	10.8m	3.0m (1)	3.2m (1)	2:02.69	27.21s	28.33s
7	Forever Yin	8	11.9m	17.4m (0)	19.2m (0)	2:02.77	27.33s	27.30s
3	Here Comes Bobby	9	14.0m	12.8m (0)	14.6m (0)	2:02.92	27.32s	27.76s
6	Im Alrite	10	14.7m	7.2m (1)	7.2m (1)	2:02.97	27.19s	28.32s

Finish Position and metres gained

First Arrow shows distance gain/loss from 2nd Qtr to 3rd Qtr, Second Arrow shows distance gain/loss from 3rd Qtr to Finish
Blue arrow indicates best gain in these quarters.



8
0
0

Visual positions in race at 2nd Quarter



4
0
0

Visual positions in race at 3rd Quarter

