

# Menangle Race 1 Distance 2300m

Saturday, 22 February 2025


Gross Time: 2:45.50 MileRate: 1:55.80 LeadTime: 48.90s First Qtr: 30.90s Second Qtr: 29.10s Third Qtr: 27.80s Fourth Qtr: 28.80s

DATA TABLE: 800 / 400 Posi's are position from leader and (how wide the horse was at that position)

No	Horse	Plc	Mar	800 Posi	400 Posi	Time	3rd Qtr	4th Qt
6	Montalbano	1	0.0m	4.0m (0)	4.2m (0)	2:45.50	27.82s	28.50s
7	Major Major	2	0.1m	14.6m (1)	11.8m (2)	2:45.51	27.62s	27.96s
9	Pitch Perfect	3	4.4m	6.4m (1)	5.8m (1)	2:45.83	27.76s	28.70s
1	Outside Fighter	4	4.5m	8.2m (0)	8.8m (0)	2:45.84	27.85s	28.49s
10	Dom Toretto	5	5.0m	12.8m (0)	13.0m (0)	2:45.88	27.82s	28.23s
3	Speculating	6	6.6m	0.0m (0)	0.0m (0)	2:46.00	27.79s	29.27s
11	Line Up	7	8.1m	18.6m (1)	15.0m (3)	2:46.11	27.56s	28.31s
4	Joe Nien	8	10.4m	10.6m (1)	9.8m (1)	2:46.29	27.74s	28.84s
2	Little Louie	9	26.7m	2.2m (1)	1.8m (1)	2:47.52	27.74s	30.58s
5	Ravishing Sloy	10	31.0m	17.0m (0)	17.4m (1)	2:47.84	27.81s	29.77s

## Finish Position and metres gained

First Arrow shows distance gain/loss from 2nd Qtr to 3rd Qtr, Second Arrow shows distance gain/loss from 3rd Qtr to Finish  
Blue arrow indicates best gain in these quarters.



800

Visual positions in race at 2nd Quarter



400

Visual positions in race at 3rd Quarter



# Menangle Race 2 Distance 1609m

Saturday, 22 February 2025



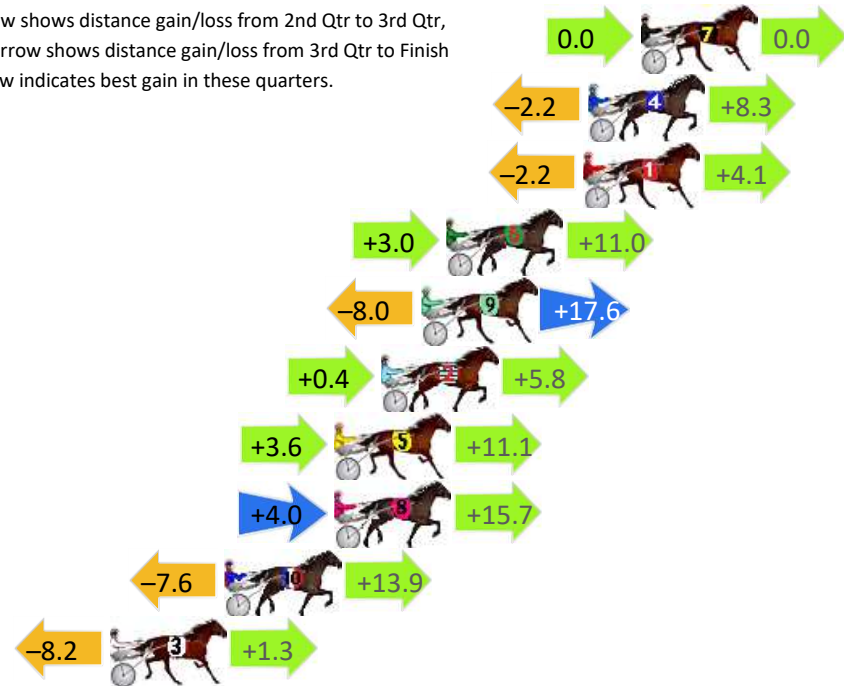
Gross Time: 1:50.50 MileRate: 1:50.50 LeadTime: 0.00s First Qtr: 27.00s Second Qtr: 27.60s Third Qtr: 27.20s Fourth Qtr: 28.70s

DATA TABLE: 800 / 400 Posi's are position from leader and (how wide the horse was at that position)

No	Horse	Plc	Mar	800 Posi	400 Posi	Time	3rd Qtr	4th Qt
7	Compete	1	0.0m	0.0m (0)	0.0m (0)	1:50.50	27.20s	28.70s
4	Sweetheart Bart	2	2.1m	8.2m (0)	10.4m (0)	1:50.66	27.37s	28.11s
1	Vinke B	3	2.3m	4.2m (0)	6.4m (0)	1:50.67	27.36s	28.41s
6	King Tintin	4	7.8m	21.8m (1)	18.8m (1)	1:51.09	27.01s	27.92s
9	Sheffield Sparky	5	8.8m	18.4m (0)	26.4m (1)	1:51.16	27.79s	27.44s
2	Jordy	6	10.4m	16.6m (1)	16.2m (0)	1:51.28	27.18s	28.29s
5	Red Reactor	7	12.3m	27.0m (1)	23.4m (2)	1:51.43	26.97s	27.91s
8	Bartello	8	12.3m	32.0m (1)	28.0m (2)	1:51.43	26.95s	27.58s
10	Has The Courage	9	16.7m	23.0m (0)	30.6m (1)	1:51.76	27.75s	27.71s
3	Mr Teddy	10	21.3m	14.4m (0)	22.6m (0)	1:52.10	27.77s	28.61s

## Finish Position and metres gained

First Arrow shows distance gain/loss from 2nd Qtr to 3rd Qtr, Second Arrow shows distance gain/loss from 3rd Qtr to Finish  
Blue arrow indicates best gain in these quarters.



# Menangle Race 3 Distance 1609m

Saturday, 22 February 2025



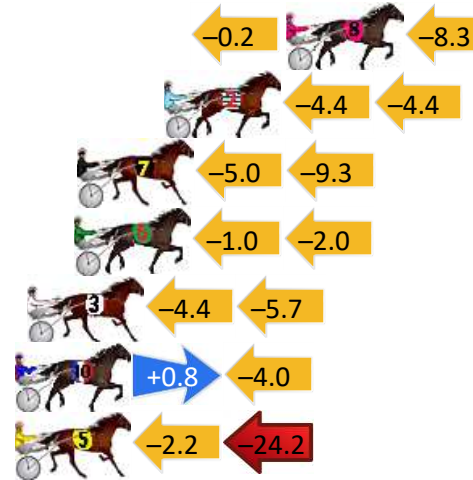
Gross Time: 1:50.00 MileRate: 1:50.00 LeadTime: 0.00s First Qtr: 28.10s Second Qtr: 27.90s Third Qtr: 27.00s Fourth Qtr: 27.00s

DATA TABLE: 800 / 400 Posi's are position from leader and (how wide the horse was at that position)

No	Horse	Plc	Mar	800 Posi	400 Posi	Time	3rd Qtr	4th Qt
4	Birkirkara	1	0.0m	4.6m (0)	4.0m (0)	1:50.00	26.96s	26.73s
9	Dashing	2	0.9m	0.0m (0)	0.0m (0)	1:50.06	27.00s	27.06s
8	American Spirit	3	17.1m	8.6m (0)	8.8m (0)	1:51.22	27.01s	27.56s
2	Baltusrol	4	22.0m	13.2m (0)	17.6m (0)	1:51.56	27.30s	27.30s
7	Angus Indiana	5	25.5m	11.2m (1)	16.2m (1)	1:51.81	27.34s	27.62s
6	The Tax Collector	6	25.6m	22.6m (1)	23.6m (2)	1:51.82	27.07s	27.13s
3	Bravo Stride	7	27.5m	17.4m (0)	21.8m (0)	1:51.96	27.30s	27.38s
10	Lochinvar Jag	8	30.4m	27.2m (1)	26.4m (0)	1:52.16	26.95s	27.27s
5	El Camino	9	43.4m	17.0m (1)	19.2m (2)	1:53.09	27.15s	28.62s

## Finish Position and metres gained

First Arrow shows distance gain/loss from 2nd Qtr to 3rd Qtr, Second Arrow shows distance gain/loss from 3rd Qtr to Finish  
Blue arrow indicates best gain in these quarters.



# Menangle Race 4 Distance 1609m

Saturday, 22 February 2025


Gross Time: 1:50.20 MileRate: 1:50.20 LeadTime: 0.00s First Qtr: 26.90s Second Qtr: 29.00s Third Qtr: 27.20s Fourth Qtr: 27.20s

DATA TABLE: 800 / 400 Posi's are position from leader and (how wide the horse was at that position)

No	Horse	Plc	Mar	800 Posi	400 Posi	Time	3rd Qtr	4th Qt
10	Pandaia	1	0.0m	0.0m (0)	0.0m (0)	1:50.20	27.20s	27.20s
5	Maria Allegonda	2	14.5m	14.8m (1)	18.4m (2)	1:51.24	27.44s	26.94s
4	Joelita	3	15.0m	10.4m (1)	14.4m (2)	1:51.27	27.47s	27.24s
3	Uniquely Ideal	4	17.7m	6.6m (1)	10.0m (2)	1:51.47	27.43s	27.72s
7	Destiny Stride	5	18.6m	18.8m (1)	22.4m (2)	1:51.53	27.44s	26.94s
8	Just As Well	6	18.9m	8.4m (0)	10.8m (0)	1:51.55	27.36s	27.75s
9	Heavenly Holly	7	18.9m	13.0m (0)	15.0m (0)	1:51.55	27.34s	27.46s
6	Tick A Loch	8	24.4m	2.4m (1)	6.0m (1)	1:51.95	27.44s	28.44s
1	Sheza Rebel	9	29.8m	4.2m (0)	6.2m (0)	1:52.33	27.34s	28.80s
11	Lennys Angel	10	37.4m	20.4m (0)	19.8m (0)	1:52.88	27.16s	28.39s

## Finish Position and metres gained

First Arrow shows distance gain/loss from 2nd Qtr to 3rd Qtr, Second Arrow shows distance gain/loss from 3rd Qtr to Finish Blue arrow indicates best gain in these quarters.



800

Visual positions in race at 2nd Quarter



400

Visual positions in race at 3rd Quarter





# Menangle Race 5 Distance 2300m

Saturday, 22 February 2025

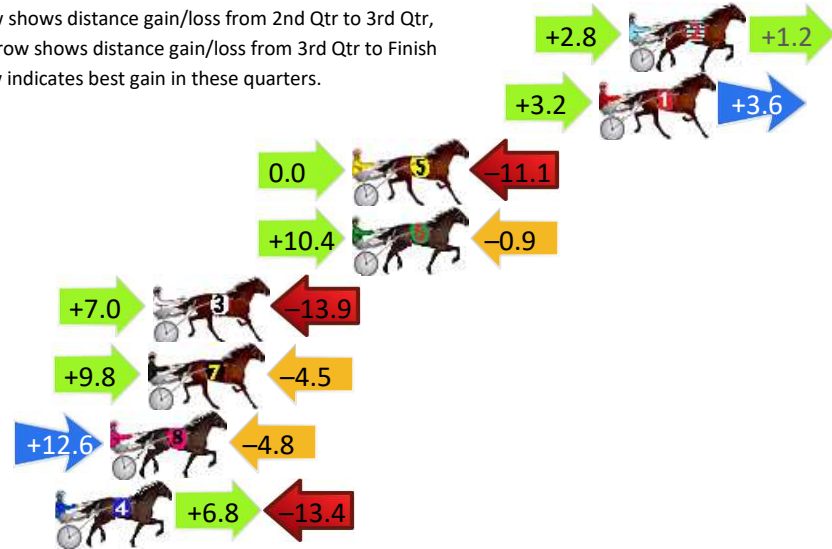
Gross Time: 2:41.20 MileRate: 1:52.80 LeadTime: 48.20s First Qtr: 30.30s Second Qtr: 28.70s Third Qtr: 27.70s Fourth Qtr: 26.30s

DATA TABLE: 800 / 400 Posi's are position from leader and (how wide the horse was at that position)

No	Horse	Plc	Mar	800 Posi	400 Posi	Time	3rd Qtr	4th Qt
2	Don Hugo	1	0.0m	4.0m (0)	1.2m (1)	2:41.20	27.51s	26.22s
1	Its Merlin	2	1.2m	8.0m (0)	4.8m (0)	2:41.28	27.48s	26.06s
5	Speak The Truth	3	11.1m	0.0m (0)	0.0m (0)	2:41.97	27.72s	27.03s
6	Terry	3	11.1m	20.6m (0)	10.2m (0)	2:41.97	27.00s	26.36s
3	Kosimo	5	19.1m	12.2m (0)	5.2m (1)	2:42.53	27.25s	27.21s
7	Major Perry	6	19.3m	24.6m (0)	14.8m (1)	2:42.54	27.05s	26.59s
8	Wherayabinboppin	7	20.8m	28.6m (0)	16.0m (0)	2:42.64	26.86s	26.61s
4	Mach Da Vinci	8	23.0m	16.4m (0)	9.6m (1)	2:42.80	27.27s	27.18s

## Finish Position and metres gained

First Arrow shows distance gain/loss from 2nd Qtr to 3rd Qtr,  
Second Arrow shows distance gain/loss from 3rd Qtr to Finish  
Blue arrow indicates best gain in these quarters.



8  
0  
0

Visual positions in race at 2nd Quarter



4  
0  
0

Visual positions in race at 3rd Quarter



# Menangle Race 6 Distance 1609m

Saturday, 22 February 2025




Gross Time: 1:49.80 MileRate: 1:49.80 LeadTime: 0.00s First Qtr: 26.20s Second Qtr: 28.20s Third Qtr: 28.00s Fourth Qtr: 27.40s

DATA TABLE: 800 / 400 Posi's are position from leader and (how wide the horse was at that position)

No	Horse	Plc	Mar	800 Posi	400 Posi	Time	3rd Qtr	4th Qt
4	Our Luciano	1	0.0m	14.0m (1)	10.6m (1)	1:49.80	27.76s	26.68s
7	Charge Ahead	2	0.5m	19.4m (1)	14.6m (1)	1:49.84	27.66s	26.44s
5	Stormryder	3	0.6m	8.4m (0)	8.4m (0)	1:49.84	27.99s	26.87s
6	Some American	4	1.5m	5.6m (1)	1.4m (1)	1:49.91	27.71s	27.41s
10	The Janitor	5	2.0m	23.8m (1)	18.6m (1)	1:49.94	27.63s	26.27s
1	Kingman	6	3.4m	0.0m (0)	0.0m (0)	1:50.05	28.00s	27.63s
8	Sweetnikkilou	7	5.7m	12.6m (0)	13.6m (0)	1:50.21	28.06s	26.86s
3	Soho Spectre	8	6.6m	4.0m (0)	4.2m (0)	1:50.28	28.02s	27.56s
2	We Walk By Faith	9	10.8m	9.6m (1)	6.2m (1)	1:50.58	27.77s	27.71s
11	Fighter Command	10	24.4m	28.6m (1)	22.8m (2)	1:51.56	27.60s	27.51s

## Finish Position and metres gained

First Arrow shows distance gain/loss from 2nd Qtr to 3rd Qtr, Second Arrow shows distance gain/loss from 3rd Qtr to Finish  
Blue arrow indicates best gain in these quarters.



# Menangle Race 7 Distance 1609m



Saturday, 22 February 2025

Gross Time: 1:53.50 MileRate: 1:53.50 LeadTime: 0.00s First Qtr: 28.20s Second Qtr: 28.20s Third Qtr: 28.50s Fourth Qtr: 28.60s

DATA TABLE: 800 / 400 Posi's are position from leader and (how wide the horse was at that position)

No	Horse	Plc	Mar	800 Posi	400 Posi	Time	3rd Qtr	4th Qt
9	Oscar Bonavena	1	0.0m	0.0m (0)	0.0m (0)	1:53.50	28.50s	28.60s
8	Constantinople	2	4.5m	8.0m (1)	5.0m (1)	1:53.84	28.29s	28.56s
3	Hanover Da Moon	3	5.7m	4.4m (0)	4.4m (0)	1:53.93	28.50s	28.69s
7	London To A Brick	4	6.2m	24.6m (1)	13.4m (2)	1:53.97	27.71s	28.09s
2	Super Service	5	6.8m	13.0m (0)	13.0m (0)	1:54.01	28.50s	28.16s
1	Aldebaran Jensen	6	11.7m	8.6m (0)	8.5m (0)	1:54.38	28.49s	28.83s
5	Courage Stride	7	19.3m	12.2m (1)	9.4m (1)	1:54.95	28.30s	29.30s
4	Sunny Gee	8	22.6m	17.2m (0)	17.2m (0)	1:55.20	28.50s	28.98s
6	Shes Ruby Roo	9	86.3m	55.0m (0)	65.0m (0)	1:59.98	29.21s	30.11s

## Finish Position and metres gained



# Menangle Race 8 Distance 1609m

Saturday, 22 February 2025


Gross Time: 1:52.50 MileRate: 1:52.50 LeadTime: 0.00s First Qtr: 27.10s Second Qtr: 30.10s Third Qtr: 28.10s Fourth Qtr: 27.20s

DATA TABLE: 800 / 400 Posi's are position from leader and (how wide the horse was at that position)

No	Horse	Plc	Mar	800 Posi	400 Posi	Time	3rd Qtr	4th Qt
4	Itzmineontheline	1	0.0m	0.0m (0)	0.0m (0)	1:52.50	28.10s	27.20s
2	Jalaneel	2	6.8m	12.6m (0)	12.4m (0)	1:52.99	28.08s	26.82s
10	Sahara Sirocco	3	7.0m	18.0m (1)	16.6m (1)	1:53.00	27.99s	26.55s
1	Titian Raider	4	7.5m	8.6m (0)	8.4m (0)	1:53.04	28.09s	27.14s
7	Wavethebill	5	8.8m	4.2m (0)	4.2m (0)	1:53.13	28.11s	27.51s
3	Cash And Bling	6	11.9m	17.4m (0)	16.8m (0)	1:53.35	28.05s	26.87s
6	Ooga Chaka	7	12.1m	9.4m (1)	8.8m (1)	1:53.37	28.06s	27.42s
8	Lous Dream	8	13.5m	5.2m (1)	4.6m (1)	1:53.47	28.07s	27.80s
5	Our Uncle Jim	9	14.0m	13.8m (1)	12.8m (1)	1:53.50	28.03s	27.28s
9	Peligroso	10	17.6m	21.8m (0)	20.8m (0)	1:53.76	28.03s	26.98s

## Finish Position and metres gained

First Arrow shows distance gain/loss from 2nd Qtr to 3rd Qtr, Second Arrow shows distance gain/loss from 3rd Qtr to Finish  
Blue arrow indicates best gain in these quarters.



8  
0  
0

Visual positions in race at 2nd Quarter



4  
0  
0

Visual positions in race at 3rd Quarter

