

# Menangle Race 1 Distance 1609m

Friday, 14 March 2025




Gross Time: 1:49.90 MileRate: 1:49.90 LeadTime: 0.00s First Qtr: 27.30s Second Qtr: 28.20s Third Qtr: 27.40s Fourth Qtr: 27.00s

DATA TABLE: 800 / 400 Posi's are position from leader and (how wide the horse was at that position)

No	Horse	Plc	Mar	800 Posi	400 Posi	Time	3rd Qtr	4th Qt
1	Island Bouhinia	1	0.0m	4.4m (0)	4.7m (0)	1:49.90	27.42s	26.68s
3	No Heart Throb	2	0.3m	0.0m (0)	0.0m (0)	1:49.92	27.40s	27.02s
2	Art Of Terror	3	4.5m	9.1m (0)	9.5m (0)	1:50.22	27.42s	26.68s
7	American Hammer	4	10.8m	12.9m (0)	13.3m (0)	1:50.67	27.42s	26.87s
4	Vinke B	5	12.6m	11.6m (1)	13.2m (1)	1:50.80	27.51s	27.00s
10	Franco Tyson	6	15.5m	21.0m (1)	22.4m (1)	1:51.00	27.49s	26.59s
9	Speculating	7	16.9m	7.5m (1)	9.1m (1)	1:51.10	27.51s	27.59s
8	Montefiore	8	18.1m	16.6m (1)	18.0m (1)	1:51.19	27.49s	27.07s
12	Dangerous Threats	9	26.5m	17.0m (0)	18.3m (0)	1:51.78	27.48s	27.64s
6	Dan Fernando	10	126.5m	71.1m (0)	83.1m (0)	1:58.90	28.18s	30.38s

## Finish Position and metres gained

First Arrow shows distance gain/loss from 2nd Qtr to 3rd Qtr, Second Arrow shows distance gain/loss from 3rd Qtr to Finish  
Blue arrow indicates best gain in these quarters.



# Menangle Race 2 Distance 1609m

Friday, 14 March 2025


Gross Time: 1:49.90 MileRate: 1:49.90 LeadTime: 0.00s First Qtr: 26.40s Second Qtr: 27.60s Third Qtr: 26.60s Fourth Qtr: 29.00s

DATA TABLE: 800 / 400 Posi's are position from leader and (how wide the horse was at that position)

No	Horse	Plc	Mar	800 Posi	400 Posi	Time	3rd Qtr	4th Qt
9	Supa American	1	0.0m	0.0m (0)	0.0m (0)	1:49.90	26.60s	29.00s
11	Sweetheart Bart	2	0.9m	1.3m (1)	0.8m (1)	1:49.97	26.57s	29.01s
8	One For The Rodi	3	1.7m	17.2m (0)	20.8m (0)	1:50.03	26.90s	27.69s
3	Diamond Eclipse	4	3.0m	6.5m (1)	11.8m (1)	1:50.13	26.99s	28.41s
2	Prince Of Peace	5	8.0m	13.0m (0)	18.2m (1)	1:50.51	26.99s	28.35s
1	Shez Sweet Louise	6	8.3m	8.8m (0)	13.9m (0)	1:50.53	26.98s	28.67s
7	Marathon Man	7	9.8m	4.2m (0)	9.3m (0)	1:50.65	26.96s	29.11s
6	Bartello	8	10.7m	11.0m (1)	18.4m (2)	1:50.71	27.14s	28.55s
10	Karinya Gill	9	17.4m	21.8m (0)	27.8m (0)	1:51.22	27.08s	28.40s
12	Jalaneel	10	18.7m	15.3m (1)	23.6m (2)	1:51.32	27.22s	28.79s

## Finish Position and metres gained

First Arrow shows distance gain/loss from 2nd Qtr to 3rd Qtr, Second Arrow shows distance gain/loss from 3rd Qtr to Finish  
Blue arrow indicates best gain in these quarters.



800

Visual positions in race at 2nd Quarter



400

Visual positions in race at 3rd Quarter



# Menangle Race 3 Distance 1609m

Friday, 14 March 2025


Gross Time: 1:51.20 MileRate: 1:51.20 LeadTime: 0.00s First Qtr: 26.40s Second Qtr: 29.00s Third Qtr: 28.70s Fourth Qtr: 27.10s

DATA TABLE: 800 / 400 Posi's are position from leader and (how wide the horse was at that position)

No	Horse	Plc	Mar	800 Posi	400 Posi	Time	3rd Qtr	4th Qt
9	Timmy Rictor	1	0.0m	10.5m (1)	11.9m (2)	1:51.20	28.78s	26.27s
8	Scared Stiff	2	1.2m	12.3m (0)	12.1m (0)	1:51.29	28.66s	26.35s
5	Applied	3	2.6m	8.1m (0)	8.1m (0)	1:51.39	28.68s	26.73s
1	Maria Allegonda	4	6.9m	3.9m (0)	4.0m (0)	1:51.69	28.70s	27.31s
12	Red Reactor	5	7.8m	16.8m (0)	16.2m (0)	1:51.76	28.62s	26.54s
6	Power Up	6	12.1m	14.4m (1)	16.5m (3)	1:52.06	28.81s	26.82s
4	Smaltese	7	16.3m	6.3m (1)	8.2m (2)	1:52.36	28.82s	27.70s
10	Aliberto	8	17.1m	18.3m (1)	18.7m (1)	1:52.42	28.69s	27.03s
3	Kaysans Rock	9	18.7m	0.0m (0)	0.0m (0)	1:52.53	28.70s	28.43s
11	Watchmedazzle	10	40.2m	2.1m (1)	6.0m (1)	1:54.07	28.97s	29.56s

## Finish Position and metres gained

First Arrow shows distance gain/loss from 2nd Qtr to 3rd Qtr, Second Arrow shows distance gain/loss from 3rd Qtr to Finish Blue arrow indicates best gain in these quarters.



800

Visual positions in race at 2nd Quarter



400

Visual positions in race at 3rd Quarter



# Menangle Race 4 Distance 1609m

Friday, 14 March 2025




Gross Time: 1:49.20 MileRate: 1:49.20 LeadTime: 0.00s First Qtr: 26.60s Second Qtr: 27.30s Third Qtr: 26.80s Fourth Qtr: 28.50s

DATA TABLE: 800 / 400 Posi's are position from leader and (how wide the horse was at that position)

No	Horse	Plc	Mar	800 Posi	400 Posi	Time	3rd Qtr	4th Qt
6	Montalbano	1	0.0m	3.9m (0)	4.7m (0)	1:49.20	26.86s	28.18s
8	Wasa Heat Seeker	2	0.9m	0.0m (0)	0.0m (0)	1:49.27	26.80s	28.57s
4	Dom Toretto	3	1.6m	12.9m (0)	14.0m (0)	1:49.32	26.90s	27.66s
3	Mick Danger	4	4.4m	8.1m (0)	9.0m (0)	1:49.53	26.88s	28.21s
10	Curly James	5	4.8m	18.1m (1)	15.5m (2)	1:49.56	26.66s	27.79s
1	Promising	6	5.9m	21.3m (0)	18.6m (0)	1:49.64	26.66s	27.66s
9	Kanena Provlima	7	11.0m	13.0m (1)	13.0m (1)	1:50.02	26.83s	28.43s
5	Miki Pins	8	16.9m	9.1m (1)	7.8m (1)	1:50.46	26.73s	29.23s
7	Smooth Buzz	9	18.7m	22.3m (1)	18.8m (1)	1:50.60	26.61s	28.61s
2	Double Act	10	85.6m	48.9m (0)	56.2m (0)	1:55.61	27.40s	31.05s

## Finish Position and metres gained

First Arrow shows distance gain/loss from 2nd Qtr to 3rd Qtr, Second Arrow shows distance gain/loss from 3rd Qtr to Finish  
Blue arrow indicates best gain in these quarters.



# Menangle Race 5 Distance 1609m

Friday, 14 March 2025

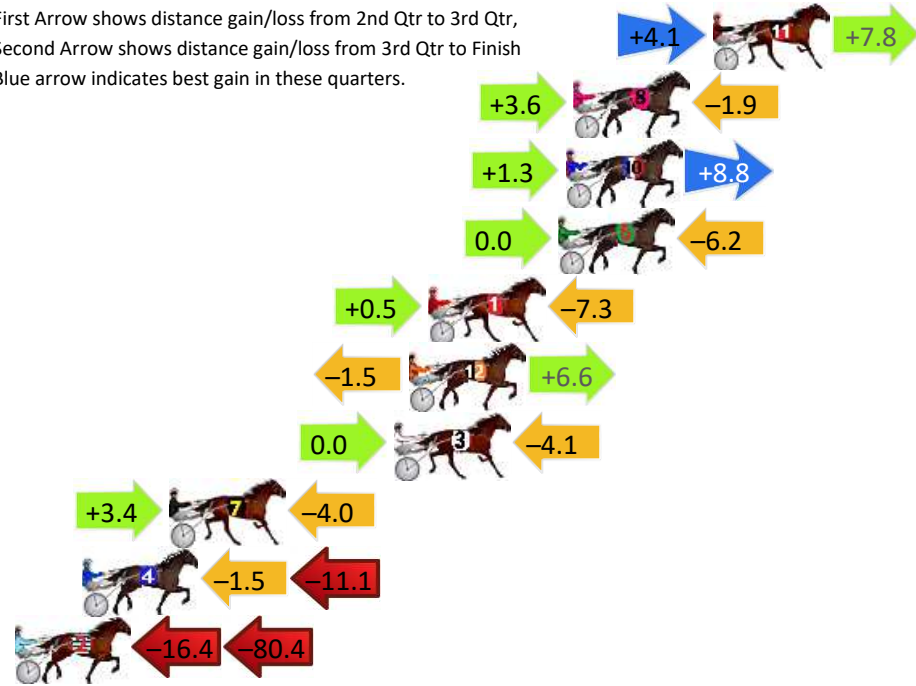
Gross Time: 1:52.40 MileRate: 1:52.40 LeadTime: 0.00s First Qtr: 26.90s Second Qtr: 30.10s Third Qtr: 27.90s Fourth Qtr: 27.50s

DATA TABLE: 800 / 400 Posi's are position from leader and (how wide the horse was at that position)

No	Horse	Plc	Mar	800 Posi	400 Posi	Time	3rd Qtr	4th Qt
11	Bella Danza	1	0.0m	11.9m (1)	7.8m (1)	1:52.40	27.61s	26.97s
8	Platinum Jewel	2	5.6m	7.3m (1)	3.7m (1)	1:52.81	27.65s	27.65s
10	Kia Ora Beauty	3	5.9m	16.0m (1)	14.7m (1)	1:52.83	27.81s	26.91s
6	Oceanic Art	4	6.2m	0.0m (0)	0.0m (0)	1:52.85	27.90s	27.95s
1	Jacqueline Rose	5	11.4m	4.6m (0)	4.1m (0)	1:53.22	27.86s	28.04s
12	Alwaysbminnie	6	12.2m	17.3m (0)	18.8m (1)	1:53.28	27.99s	27.09s
3	Our Dance Monkey	7	12.8m	8.7m (0)	8.7m (0)	1:53.33	27.90s	27.83s
7	Keilor Baby Shark	8	21.8m	21.2m (1)	17.8m (2)	1:53.98	27.66s	27.85s
4	Eyeknow	9	25.3m	12.7m (0)	14.2m (0)	1:54.23	28.00s	28.35s
2	Ozzie Joybell	10	238.1m	141.3m (0)	157.7m (0)	2:09.63	28.96s	33.87s

## Finish Position and metres gained

First Arrow shows distance gain/loss from 2nd Qtr to 3rd Qtr, Second Arrow shows distance gain/loss from 3rd Qtr to Finish  
Blue arrow indicates best gain in these quarters.



# Menangle Race 6 Distance 1609m

Friday, 14 March 2025


Gross Time: 1:50.10 MileRate: 1:50.10 LeadTime: 0.00s First Qtr: 26.00s Second Qtr: 28.30s Third Qtr: 28.20s Fourth Qtr: 27.60s

DATA TABLE: 800 / 400 Posi's are position from leader and (how wide the horse was at that position)

No	Horse	Plc	Mar	800 Posi	400 Posi	Time	3rd Qtr	4th Qt
6	Royal Cruiser	1	0.0m	0.0m (0)	0.0m (0)	1:50.10	28.20s	27.60s
7	Major Perry	2	1.5m	4.3m (0)	4.6m (0)	1:50.21	28.22s	27.39s
9	Terry	3	5.5m	4.4m (1)	3.7m (1)	1:50.50	28.15s	27.75s
10	Jay Ok	4	6.4m	20.4m (1)	18.9m (2)	1:50.56	28.08s	26.76s
4	Lochinvar Jag	5	7.0m	8.6m (0)	8.7m (0)	1:50.61	28.20s	27.51s
2	Dance And Deliver	6	7.1m	14.3m (0)	13.3m (0)	1:50.62	28.12s	27.20s
3	American Spirit	7	16.4m	12.4m (1)	11.7m (1)	1:51.29	28.15s	27.98s
5	One Big Shew	8	19.4m	8.4m (1)	7.7m (1)	1:51.51	28.15s	28.47s
8	Line Up	9	56.8m	16.4m (1)	14.3m (2)	1:54.22	28.04s	30.74s

## Finish Position and metres gained

First Arrow shows distance gain/loss from 2nd Qtr to 3rd Qtr, Second Arrow shows distance gain/loss from 3rd Qtr to Finish  
Blue arrow indicates best gain in these quarters.



800

Visual positions in race at 2nd Quarter



400

Visual positions in race at 3rd Quarter



# Menangle Race 7 Distance 1609m

Friday, 14 March 2025

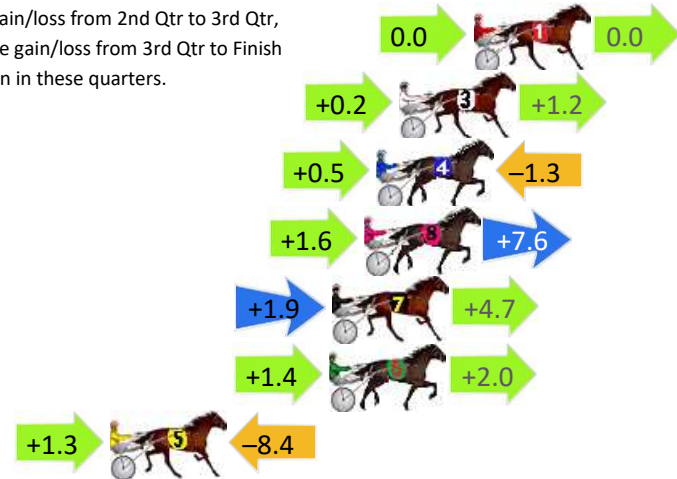
Gross Time: 1:51.50 MileRate: 1:51.50 LeadTime: 0.00s First Qtr: 27.30s Second Qtr: 30.30s Third Qtr: 27.20s Fourth Qtr: 26.70s

DATA TABLE: 800 / 400 Posi's are position from leader and (how wide the horse was at that position)

No	Horse	Plc	Mar	800 Posi	400 Posi	Time	3rd Qtr	4th Qt
1	Sugar Pie Honey	1	0.0m	0.0m (0)	0.0m (0)	1:51.50	27.20s	26.70s
3	Heeza Malteeza	2	3.0m	4.4m (0)	4.2m (0)	1:51.71	27.18s	26.63s
4	Captain Moore	3	3.9m	3.1m (1)	2.6m (1)	1:51.77	27.17s	26.80s
8	Double It Harry	4	4.4m	13.6m (0)	12.0m (0)	1:51.81	27.08s	26.21s
7	Party Central	5	5.7m	12.3m (1)	10.4m (1)	1:51.90	27.07s	26.41s
6	Set Up	6	5.8m	9.2m (0)	7.8m (0)	1:51.91	27.10s	26.59s
5	Sinaloa	7	14.6m	7.5m (1)	6.2m (1)	1:52.53	27.11s	27.31s

## Finish Position and metres gained

First Arrow shows distance gain/loss from 2nd Qtr to 3rd Qtr,  
Second Arrow shows distance gain/loss from 3rd Qtr to Finish  
Blue arrow indicates best gain in these quarters.



8  
0  
0

Visual positions in race at 2nd Quarter



4  
0  
0

Visual positions in race at 3rd Quarter



# Menangle Race 8 Distance 2300m

Friday, 14 March 2025

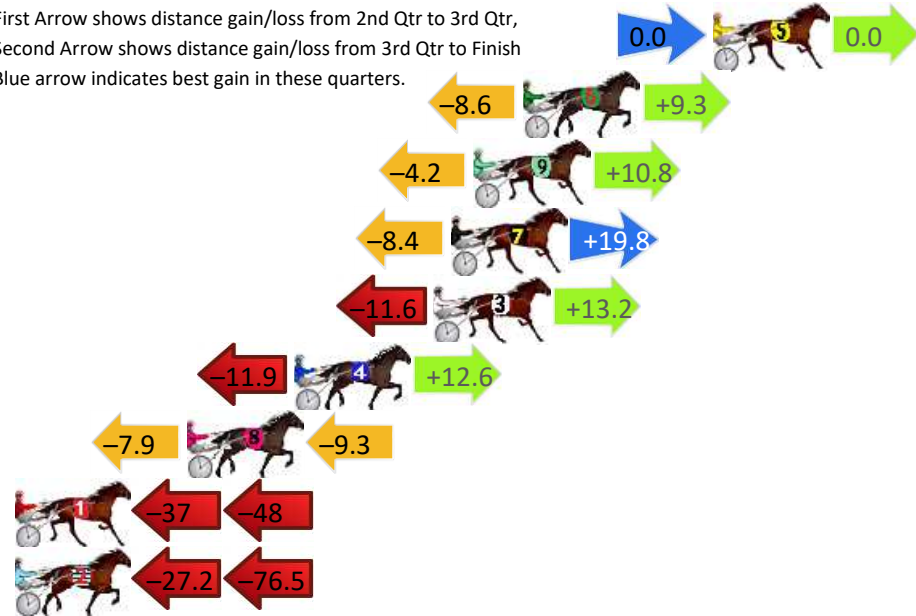
Gross Time: 2:48.00 MileRate: 1:57.50 LeadTime: 50.30s First Qtr: 31.20s Second Qtr: 29.20s Third Qtr: 27.60s Fourth Qtr: 29.70s

DATA TABLE: 800 / 400 Posi's are position from leader and (how wide the horse was at that position)

No	Horse	Plc	Mar	800 Posi	400 Posi	Time	3rd Qtr	4th Qt
5	Hanover Da Moon	1	0.0m	0.0m (0)	0.0m (0)	2:48.00	27.60s	29.70s
6	Courage Stride	2	7.6m	8.3m (1)	16.9m (0)	2:48.59	28.23s	29.09s
9	Speedy Lover	3	9.6m	16.2m (1)	20.4m (1)	2:48.75	27.95s	28.99s
7	Sunny Gee	4	10.5m	21.9m (0)	30.3m (0)	2:48.82	28.26s	28.36s
3	Aldebaran Jensen	5	11.2m	12.8m (0)	24.4m (1)	2:48.87	28.45s	28.84s
4	Affaire De Cover	6	16.8m	17.5m (0)	29.4m (1)	2:49.31	28.49s	28.91s
8	Jungle Eyes	7	21.1m	3.9m (1)	11.8m (0)	2:49.64	28.17s	30.50s
1	Prohibited Love	8	88.1m	4.4m (0)	41.0m (0)	2:54.86	30.22s	33.64s
2	Salute Stride	9	112.5m	8.8m (0)	36.0m (0)	2:56.76	29.56s	35.90s

## Finish Position and metres gained

First Arrow shows distance gain/loss from 2nd Qtr to 3rd Qtr, Second Arrow shows distance gain/loss from 3rd Qtr to Finish  
Blue arrow indicates best gain in these quarters.



800

Visual positions in race at 2nd Quarter



400

Visual positions in race at 3rd Quarter