

Wagga Riverina Race 1 Distance 2270m

Friday, 14 March 2025


Gross Time: 2:43.50 MileRate: 1:55.90 LeadTime: 46.40s First Qtr: 30.40s Second Qtr: 29.80s Third Qtr: 28.80s Fourth Qtr: 28.10s

DATA TABLE: 800 / 400 Posi's are position from leader and (how wide the horse was at that position)

No	Horse	Plc	Mar	800 Posi	400 Posi	Time	3rd Qtr	4th Qt
3	Needbee	1	0.0m	0.0m (0)	0.0m (0)	2:43.50	28.80s	28.10s
8	Braebeach	2	13.5m	1.2m (1)	2.6m (1)	2:44.50	28.91s	28.86s
2	Scottie Mach	3	17.9m	10.2m (1)	10.0m (1)	2:44.82	28.79s	28.65s
1	The Clock Winder	4	19.3m	4.0m (0)	4.8m (0)	2:44.93	28.87s	29.11s
7	Hes A Terror	5	21.8m	13.0m (0)	16.4m (0)	2:45.11	29.05s	28.48s
9	Bettors Moon	6	24.0m	8.4m (0)	11.4m (0)	2:45.27	29.02s	28.98s
10	Burton	7	24.4m	14.2m (1)	14.4m (1)	2:45.30	28.82s	28.80s
5	Good Time Nedra	8	24.6m	18.2m (2)	10.8m (2)	2:45.32	28.29s	29.06s
4	Fiftyshadesofhay	9	26.5m	5.6m (1)	6.2m (2)	2:45.46	28.86s	29.52s
6	Village Area	10	35.3m	22.4m (2)	15.4m (2)	2:46.11	28.32s	29.49s

Finish Position and metres gained

First Arrow shows distance gain/loss from 2nd Qtr to 3rd Qtr, Second Arrow shows distance gain/loss from 3rd Qtr to Finish Blue arrow indicates best gain in these quarters.



Visual positions in race at 2nd Quarter

800



Visual positions in race at 3rd Quarter

400



Powered by



Harness Analyser

Sectional Analysis Software

Not just form | Free Trial

www.facebook.com/PJHarnessRacing



RISE Digital, Harness Racing Australia nor the provider accepts any responsibility for the completeness or accuracy of any of the information contained herein, and makes no representations about its suitability for any particular purpose. Users should make their own judgements about those matters and/or seek independent advice. You assume all risks associated with use of data provided on this page




Wagga Riverina Race 2 Distance 1740m

Friday, 14 March 2025

Gross Time: 2:01.90 MileRate: 1:52.70 LeadTime: 8.80s First Qtr: 28.80s Second Qtr: 29.20s Third Qtr: 28.20s Fourth Qtr: 26.90s

DATA TABLE: 800 / 400 Posi's are position from leader and (how wide the horse was at that position)

No	Horse	Plc	Mar	800 Posi	400 Posi	Time	3rd Qtr	4th Qt
3	Catchafire	1	0.0m	4.0m (0)	4.2m (0)	2:01.90	28.21s	26.62s
2	Seaside Delight	2	2.4m	0.0m (0)	0.0m (0)	2:02.07	28.20s	27.06s
9	Ozzie Corka	3	7.7m	8.2m (1)	7.4m (1)	2:02.45	28.15s	26.92s
4	Lenneth	4	8.7m	4.0m (1)	3.0m (1)	2:02.52	28.14s	27.28s
5	Our Ultimate Roxy	5	16.6m	8.0m (0)	8.2m (0)	2:03.08	28.23s	27.46s
7	She Haunts Em	6	17.7m	17.6m (0)	17.8m (0)	2:03.15	28.21s	26.89s
6	Chrissy Eve	7	19.8m	12.2m (1)	11.2m (2)	2:03.30	28.15s	27.48s
8	Knock Out	8	23.1m	16.8m (1)	15.6m (2)	2:03.54	28.13s	27.40s
1	Owen The Saints	9	30.4m	13.4m (0)	12.6m (0)	2:04.05	28.17s	28.09s



Wagga Riverina Race 3 Distance 2270m

Friday, 14 March 2025

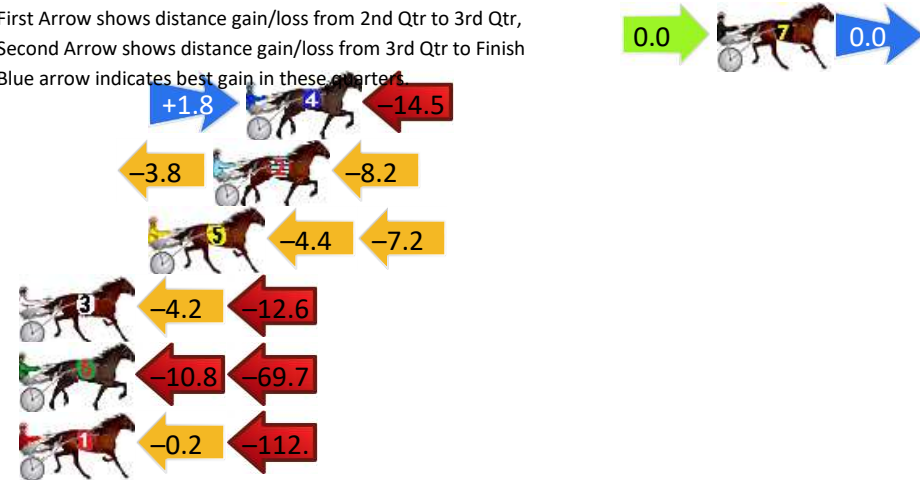
Gross Time: 2:43.70 MileRate: 1:56.00 LeadTime: 47.60s First Qtr: 29.90s Second Qtr: 28.70s Third Qtr: 28.40s Fourth Qtr: 29.10s

DATA TABLE: 800 / 400 Posi's are position from leader and (how wide the horse was at that position)

No	Horse	Plc	Mar	800 Posi	400 Posi	Time	3rd Qtr	4th Qt
7	Renrow Boy	1	0.0m	0.0m (0)	0.0m (0)	2:43.70	28.40s	29.10s
4	Beer Money	2	18.9m	6.2m (1)	4.4m (1)	2:45.14	28.26s	30.15s
2	I Lika Style	3	20.2m	8.2m (0)	12.0m (0)	2:45.24	28.66s	29.69s
5	Slippin The Life	4	22.8m	11.2m (1)	15.6m (2)	2:45.44	28.71s	29.62s
3	Fulloffight	5	29.0m	12.2m (0)	16.4m (0)	2:45.91	28.69s	30.01s
6	Secret Line	6	82.5m	2.0m (1)	12.8m (1)	2:50.00	29.11s	34.14s
1	Royle Blood	7	116.5m	4.0m (0)	4.2m (0)	2:52.59	28.32s	37.22s


Finish Position and metres gained

First Arrow shows distance gain/loss from 2nd Qtr to 3rd Qtr, Second Arrow shows distance gain/loss from 3rd Qtr to Finish
Blue arrow indicates best gain in these quarters



8
0
0

Visual positions in race at 2nd Quarter



4
0
0

Visual positions in race at 3rd Quarter



Wagga Riverina Race 4 Distance 2270m

Friday, 14 March 2025

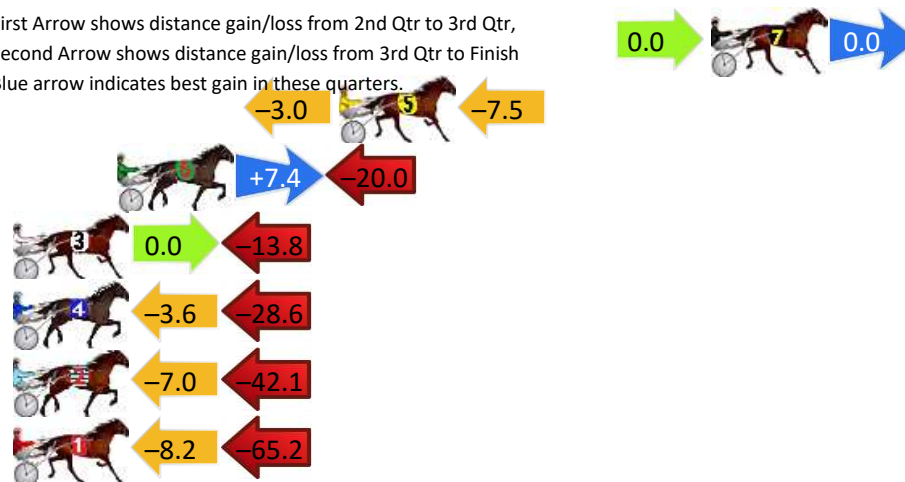
Gross Time: 2:44.20 MileRate: 1:56.40 LeadTime: 47.80s First Qtr: 30.90s Second Qtr: 29.80s Third Qtr: 28.20s Fourth Qtr: 27.50s

DATA TABLE: 800 / 400 Posi's are position from leader and (how wide the horse was at that position)

NoHorse	Plc	Mar	800 Posi	400 Posi	Time	3rd Qtr	4th Qt
7	Whilemena Rita	1	0.0m	0.0m (0)	2:44.20	28.20s	27.50s
5	Mardibringsaparty	2	14.9m	4.4m (0)	2:45.28	28.41s	28.01s
6	Ozzie Gem	3	23.8m	11.2m (1)	2:45.92	27.71s	28.87s
3	Savoy Ballroom	4	29.4m	15.6m (1)	2:46.33	28.21s	28.44s
4	Two More Diamonds	5	41.0m	8.8m (0)	2:47.17	28.47s	29.46s
2	Ideal Cruiser	6	56.1m	7.0m (1)	2:48.26	28.72s	30.38s
1	Sheer Vitality	7	88.8m	15.4m (0)	2:50.63	28.82s	31.96s

Finish Position and metres gained

First Arrow shows distance gain/loss from 2nd Qtr to 3rd Qtr, Second Arrow shows distance gain/loss from 3rd Qtr to Finish Blue arrow indicates best gain in these quarters.



800

Visual positions in race at 2nd Quarter



400

Visual positions in race at 3rd Quarter



Wagga Riverina Race 5 Distance 1740m

Friday, 14 March 2025


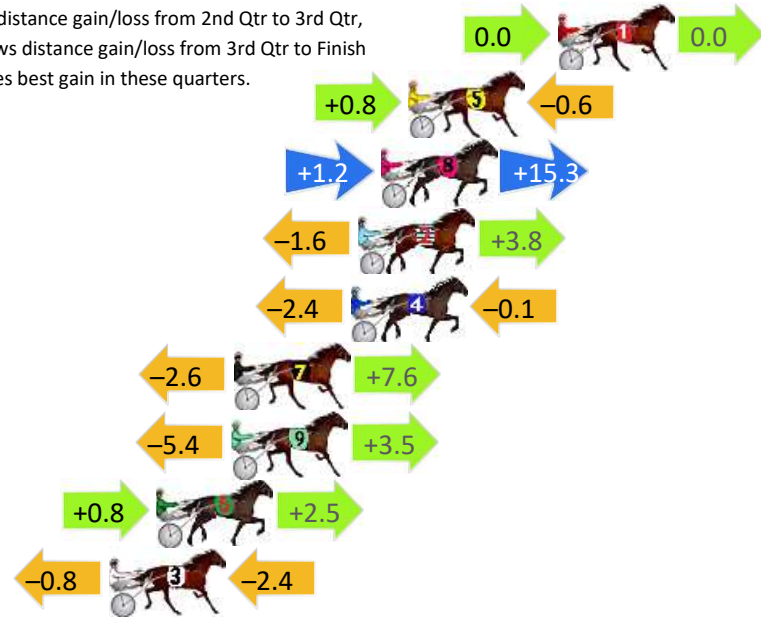
Gross Time: 2:03.30 MileRate: 1:54.10 LeadTime: 8.40s First Qtr: 28.70s Second Qtr: 29.10s Third Qtr: 27.70s Fourth Qtr: 29.40s

DATA TABLE: 800 / 400 Posi's are position from leader and (how wide the horse was at that position)


No	Horse	Plc	Mar	800 Posi	400 Posi	Time	3rd Qtr	4th Qt
1	Leavemeout	1	0.0m	0.0m (0)	0.0m (0)	2:03.30	27.70s	29.40s
5	Captain Of Speed	2	6.0m	6.2m (0)	5.4m (0)	2:03.76	27.64s	29.44s
8	Barwen Storm	3	7.1m	23.6m (1)	22.4m (3)	2:03.85	27.65s	28.28s
2	Fe Fe On Fire	4	8.0m	10.2m (1)	11.8m (0)	2:03.92	27.82s	29.12s
4	Smokin Pocket	5	8.3m	5.8m (1)	8.2m (1)	2:03.94	27.87s	29.41s
7	Luvtoo	6	13.0m	18.0m (0)	20.6m (1)	2:04.30	27.90s	28.84s
9	Rock The Nation	7	13.1m	11.2m (0)	16.6m (0)	2:04.31	28.09s	29.14s
6	Our Rebel Yell	8	16.1m	19.4m (1)	18.6m (2)	2:04.54	27.65s	29.22s
3	Dee Terror	9	18.0m	14.8m (1)	15.6m (1)	2:04.69	27.75s	29.58s

Finish Position and metres gained

First Arrow shows distance gain/loss from 2nd Qtr to 3rd Qtr,
Second Arrow shows distance gain/loss from 3rd Qtr to Finish
Blue arrow indicates best gain in these quarters.



Visual positions in race at 2nd Quarter



Visual positions in race at 3rd Quarter



Wagga Riverina Race 6 Distance 2270m

Friday, 14 March 2025


Gross Time: 2:41.90 MileRate: 1:54.80 LeadTime: 46.90s First Qtr: 30.60s Second Qtr: 29.40s Third Qtr: 28.40s Fourth Qtr: 26.60s

DATA TABLE: 800 / 400 Posi's are position from leader and (how wide the horse was at that position)

No	Horse	Plc	Mar	800 Posi	400 Posi	Time	3rd Qtr	4th Qt
7	Its Confidential	1	0.0m	0.0m (0)	0.0m (0)	2:41.90	28.40s	26.60s
1	Tizzy Lizzie	2	14.4m	4.2m (0)	5.6m (0)	2:42.91	28.52s	27.18s
9	Thalassophobia	3	15.3m	8.6m (0)	10.6m (0)	2:42.97	28.55s	26.91s
8	Lieutenant Arden	4	18.2m	17.0m (1)	7.4m (2)	2:43.18	27.77s	27.31s
6	Brooklyns Best	5	26.7m	21.4m (0)	13.2m (2)	2:43.77	27.87s	27.49s
5	Harperville	6	27.8m	12.2m (1)	3.2m (2)	2:43.85	27.84s	28.23s
2	Hello I Tea	7	29.2m	13.0m (0)	15.6m (0)	2:43.95	28.61s	27.50s
3	Thanks Be To God	8	30.5m	4.2m (1)	4.0m (1)	2:44.04	28.45s	28.35s
4	Mirador Lass	9	31.2m	17.0m (0)	15.6m (1)	2:44.09	28.34s	27.63s
10	My Ultimate Skeeta	10	38.4m	8.4m (1)	11.0m (1)	2:44.59	28.64s	28.41s

Finish Position and metres gained

First Arrow shows distance gain/loss from 2nd Qtr to 3rd Qtr, Second Arrow shows distance gain/loss from 3rd Qtr to Finish Blue arrow indicates best gain in these quarters.



800

Visual positions in race at 2nd Quarter



400

Visual positions in race at 3rd Quarter



Wagga Riverina Race 7 Distance 1740m

Friday, 14 March 2025



Gross Time: 2:02.50 MileRate: 1:53.30 LeadTime: 8.50s First Qtr: 27.80s Second Qtr: 29.40s Third Qtr: 28.50s Fourth Qtr: 28.30s

DATA TABLE: 800 / 400 Posi's are position from leader and (how wide the horse was at that position)

No	Horse	Plc	Mar	800 Posi	400 Posi	Time	3rd Qtr	4th Qt
2	Scheming	1	0.0m	4.2m (0)	5.0m (0)	2:02.50	28.56s	27.95s
1	Surprise Landing	2	1.7m	8.0m (0)	9.2m (0)	2:02.63	28.58s	27.77s
9	Skittle Bomb	3	5.1m	12.0m (0)	14.2m (0)	2:02.88	28.65s	27.66s
7	Im Alrite	4	6.0m	25.0m (1)	22.8m (1)	2:02.95	28.34s	27.12s
4	Cortez	5	8.6m	0.0m (0)	0.0m (0)	2:03.14	28.50s	28.91s
3	Alta William	6	8.6m	12.8m (1)	14.6m (2)	2:03.14	28.63s	27.88s
6	My Bula Bus	7	9.9m	20.6m (0)	17.8m (1)	2:03.24	28.30s	27.74s
10	Clymenus	8	11.7m	17.0m (1)	18.6m (2)	2:03.37	28.61s	27.81s
5	Wind Sock	9	15.2m	3.4m (1)	8.8m (1)	2:03.63	28.88s	28.75s
8	Joetomo	10	19.3m	8.0m (1)	10.4m (2)	2:03.94	28.67s	28.93s

Finish Position and metres gained

First Arrow shows distance gain/loss from 2nd Qtr to 3rd Qtr, Second Arrow shows distance gain/loss from 3rd Qtr to Finish
Blue arrow indicates best gain in these quarters.



800

Visual positions in race at 2nd Quarter



400

Visual positions in race at 3rd Quarter

