

# Penrith Race 1 Distance 1720m

Saturday, 15 March 2025

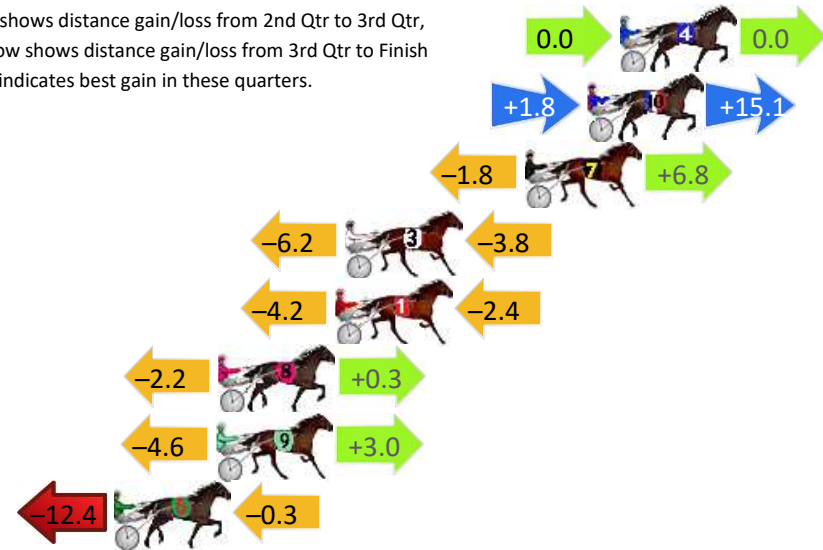
Gross Time: 2:04.10 MileRate: 1:56.10 LeadTime: 7.30s First Qtr: 28.40s Second Qtr: 28.70s Third Qtr: 28.70s Fourth Qtr: 31.00s

DATA TABLE: 800 / 400 Posi's are position from leader and (how wide the horse was at that position)

No	Horse	Plc	Mar	800 Posi	400 Posi	Time	3rd Qtr	4th Qt
4	Diletto	1	0.0m	0.0m (0)	0.0m (0)	2:04.08	28.70s	31.00s
10	Silent Reaction	2	1.3m	18.2m (1)	16.4m (3)	2:04.18	28.61s	29.84s
7	Lani Kai Beach	3	3.8m	8.8m (0)	10.6m (2)	2:04.37	28.85s	30.48s
3	Grey Cadillac	4	11.0m	1.0m (1)	7.2m (1)	2:04.91	29.15s	31.29s
1	Top The Ace	5	11.4m	4.8m (0)	9.0m (0)	2:04.93	29.00s	31.18s
8	Dancing With My Ex	6	16.1m	14.2m (1)	16.4m (2)	2:05.28	28.86s	30.98s
9	Prince Potter	7	16.2m	14.6m (0)	19.2m (0)	2:05.28	29.05s	30.77s
6	Notmuchuptop	8	20.3m	7.6m (1)	20.0m (1)	2:05.60	29.62s	31.02s


## Finish Position and metres gained

First Arrow shows distance gain/loss from 2nd Qtr to 3rd Qtr,  
Second Arrow shows distance gain/loss from 3rd Qtr to Finish  
Blue arrow indicates best gain in these quarters.



8  
0  
0

Visual positions in race at 2nd Quarter



4  
0  
0

Visual positions in race at 3rd Quarter



# Penrith Race 2 Distance 1720m

Saturday, 15 March 2025


Gross Time: 2:04.40 MileRate: 1:56.40 LeadTime: 7.30s First Qtr: 29.50s Second Qtr: 30.30s Third Qtr: 28.00s Fourth Qtr: 29.30s

DATA TABLE: 800 / 400 Posi's are position from leader and (how wide the horse was at that position)

No	Horse	Plc	Mar	800 Posi	400 Posi	Time	3rd Qtr	4th Qt
10	Spitfire	1	0.0m	2.6m (1)	0.0m (1)	2:04.37	27.81s	29.30s
9	Our Ultimate Layla	2	6.8m	12.6m (2)	7.8m (1)	2:04.87	27.66s	29.23s
8	Caribbean Runa	3	8.6m	12.4m (0)	15.4m (2)	2:05.01	28.22s	28.80s
3	Nitro Danny	4	10.7m	0.0m (0)	0.2m (0)	2:05.17	28.00s	30.06s
7	Tigerlicious	5	12.8m	8.4m (0)	12.6m (0)	2:05.32	28.30s	29.31s
6	Dashing Cheddar	6	16.4m	19.8m (1)	20.8m (1)	2:05.59	28.08s	28.98s
2	Oursurfinsafari	7	20.3m	16.2m (0)	20.4m (0)	2:05.88	28.30s	29.29s
1	Bart Maguire	8	25.8m	4.4m (0)	8.4m (0)	2:06.30	28.26s	30.57s
5	Holzhauser	9	32.1m	11.6m (1)	19.2m (3)	2:06.76	28.52s	30.24s
4	Ollie One Shot	10	40.7m	7.2m (1)	12.2m (1)	2:07.40	28.31s	31.38s

## Finish Position and metres gained

First Arrow shows distance gain/loss from 2nd Qtr to 3rd Qtr, Second Arrow shows distance gain/loss from 3rd Qtr to Finish  
Blue arrow indicates best gain in these quarters.



800

Visual positions in race at 2nd Quarter



400

Visual positions in race at 3rd Quarter



# Penrith Race 3 Distance 1720m

Saturday, 15 March 2025



Gross Time: 2:03.00 MileRate: 1:55.10 LeadTime: 7.40s First Qtr: 28.40s Second Qtr: 28.40s Third Qtr: 28.50s Fourth Qtr: 30.30s

DATA TABLE: 800 / 400 Posi's are position from leader and (how wide the horse was at that position)

No	Horse	Plc	Mar	800 Posi	400 Posi	Time	3rd Qtr	4th Qt
4	Goodtime Bravo	1	0.0m	4.0m (1)	4.0m (1)	2:03.02	28.51s	30.00s
9	Luke John	2	3.0m	0.0m (1)	0.0m (1)	2:03.25	28.49s	30.53s
7	Hold Onto Ya Bling	3	15.3m	11.4m (0)	9.8m (1)	2:04.16	28.37s	30.71s
3	Desiderio	4	16.7m	0.0m (0)	1.8m (0)	2:04.26	28.60s	31.42s
5	Sir Knight	5	19.8m	15.6m (0)	14.6m (1)	2:04.49	28.42s	30.69s
6	Capitallee	6	20.1m	19.6m (0)	15.6m (0)	2:04.52	28.20s	30.64s
2	Michael Caine	7	20.8m	14.2m (1)	20.8m (0)	2:04.56	28.98s	30.30s
8	Bo Duke	8	24.9m	19.6m (1)	22.0m (1)	2:04.87	28.67s	30.52s
1	Playful Miss	9	39.6m	5.0m (0)	10.8m (0)	2:05.97	28.86s	32.47s

## Finish Position and metres gained

First Arrow shows distance gain/loss from 2nd Qtr to 3rd Qtr, Second Arrow shows distance gain/loss from 3rd Qtr to Finish Blue arrow indicates best gain in these quarters.



Visual positions in race at 2nd Quarter

800



Visual positions in race at 3rd Quarter

400



# Penrith Race 4 Distance 1720m

Saturday, 15 March 2025


Gross Time: 2:02.80 MileRate: 1:54.90 LeadTime: 7.40s First Qtr: 28.50s Second Qtr: 29.10s Third Qtr: 28.70s Fourth Qtr: 29.10s

DATA TABLE: 800 / 400 Posi's are position from leader and (how wide the horse was at that position)

No	Horse	Plc	Mar	800 Posi	400 Posi	Time	3rd Qtr	4th Qt
3	Harleequin	1	0.0m	0.0m (0)	0.0m (0)	2:02.82	28.70s	29.10s
4	Cyclone Bella	2	3.4m	1.6m (1)	1.8m (1)	2:03.07	28.71s	29.22s
8	Charlies Ace	3	5.8m	5.6m (1)	6.0m (1)	2:03.25	28.73s	29.09s
9	Mizzz Adele	4	8.0m	15.4m (1)	14.8m (1)	2:03.41	28.66s	28.61s
10	Maid Of Money	5	9.9m	20.0m (1)	19.2m (1)	2:03.55	28.65s	28.43s
2	Woodlea Beaver	6	13.5m	4.2m (0)	6.6m (0)	2:03.82	28.87s	29.60s
1	Stellina	7	17.2m	8.8m (0)	12.4m (0)	2:04.10	28.96s	29.45s
5	Crackabrie	8	21.8m	10.8m (1)	10.6m (1)	2:04.45	28.68s	29.91s
7	Sparkla	9	22.9m	13.4m (0)	17.2m (0)	2:04.53	28.97s	29.51s
6	Chevron Flies	10	49.2m	4.4m (2)	11.6m (2)	2:06.48	29.20s	31.82s

## Finish Position and metres gained

First Arrow shows distance gain/loss from 2nd Qtr to 3rd Qtr, Second Arrow shows distance gain/loss from 3rd Qtr to Finish  
Blue arrow indicates best gain in these quarters.



800

Visual positions in race at 2nd Quarter



400

Visual positions in race at 3rd Quarter





# Penrith Race 5 Distance 1720m

Saturday, 15 March 2025

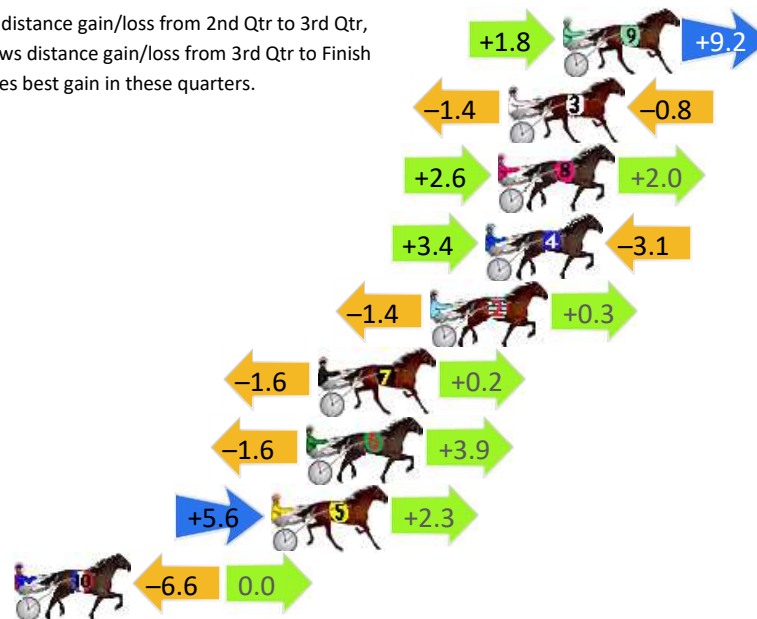
Gross Time: 2:02.70 MileRate: 1:54.80 LeadTime: 7.20s First Qtr: 28.20s Second Qtr: 29.00s Third Qtr: 28.50s Fourth Qtr: 29.80s

DATA TABLE: 800 / 400 Posi's are position from leader and (how wide the horse was at that position)

No	Horse	Plc	Mar	800 Posi	400 Posi	Time	3rd Qtr	4th Qt
9	Rio De Janeiro Blue	1	0.0m	11.0m (1)	9.2m (1)	2:02.67	28.38s	29.12s
3	Indasky	2	2.2m	0.0m (0)	1.4m (0)	2:02.84	28.60s	29.86s
8	Merrywood Tony	3	2.6m	7.2m (1)	4.6m (1)	2:02.86	28.31s	29.65s
4	On The Hunt	4	3.1m	3.4m (1)	0.0m (1)	2:02.90	28.25s	30.03s
2	Theres Wally	5	5.3m	4.2m (0)	5.6m (0)	2:03.07	28.60s	29.78s
7	Ima Queen Bee	6	9.8m	8.4m (0)	10.0m (0)	2:03.40	28.62s	29.79s
6	My Stella Rose	7	10.3m	12.6m (0)	14.2m (0)	2:03.43	28.62s	29.51s
5	Notsokool	8	11.7m	19.6m (1)	14.0m (1)	2:03.54	28.10s	29.63s
10	Timely Sovereign	9	22.0m	15.4m (1)	22.0m (0)	2:04.31	28.98s	29.80s

## Finish Position and metres gained

First Arrow shows distance gain/loss from 2nd Qtr to 3rd Qtr, Second Arrow shows distance gain/loss from 3rd Qtr to Finish Blue arrow indicates best gain in these quarters.



800

Visual positions in race at 2nd Quarter



400

Visual positions in race at 3rd Quarter



# Penrith Race 6 Distance 2125m

Saturday, 15 March 2025




Gross Time: 2:34.60 MileRate: 1:57.10 LeadTime: 36.60s First Qtr: 30.70s Second Qtr: 30.00s Third Qtr: 28.60s Fourth Qtr: 28.70s

DATA TABLE: 800 / 400 Posi's are position from leader and (how wide the horse was at that position)

No	Horse	Plc	Mar	800 Posi	400 Posi	Time	3rd Qtr	4th Qt
10	Ravishing Sloy	1	0.0m	4.0m (1)	4.0m (1)	2:34.55	28.60s	28.41s
5	Itzmineontheline	2	3.1m	16.8m (1)	17.6m (3)	2:34.78	28.66s	27.67s
8	Our Uncle Jim	3	7.9m	8.0m (0)	8.2m (1)	2:35.14	28.61s	28.68s
9	Ooga Chaka	4	10.0m	0.0m (1)	0.2m (1)	2:35.30	28.61s	29.40s
2	Dark Terror	5	12.7m	11.8m (0)	12.6m (1)	2:35.50	28.66s	28.71s
4	Port Au Prince	6	15.7m	12.6m (1)	14.2m (2)	2:35.72	28.71s	28.81s
3	Peligroso	7	20.5m	0.0m (0)	0.0m (0)	2:36.08	28.60s	30.16s
6	Ideal In Dreams	8	22.4m	8.4m (1)	9.8m (2)	2:36.22	28.70s	29.60s
1	Weona Sir Vivor	9	25.7m	3.8m (0)	4.4m (0)	2:36.47	28.64s	30.22s

## Finish Position and metres gained

First Arrow shows distance gain/loss from 2nd Qtr to 3rd Qtr, Second Arrow shows distance gain/loss from 3rd Qtr to Finish Blue arrow indicates best gain in these quarters.



# Penrith Race 7 Distance 2525m

Saturday, 15 March 2025



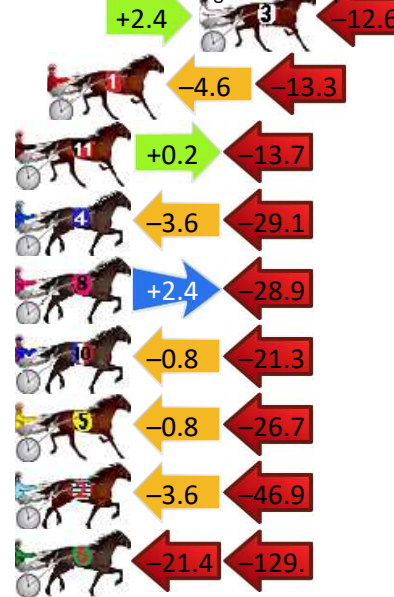
Gross Time: 2:59.30 MileRate: 1:54.30 LeadTime: 65.90s First Qtr: 29.40s Second Qtr: 28.20s Third Qtr: 28.20s Fourth Qtr: 27.60s

DATA TABLE: 800 / 400 Posi's are position from leader and (how wide the horse was at that position)

No	Horse	Plc	Mar	800 Posi	400 Posi	Time	3rd Qtr	4th Qt
9	Swayzee	1	0.0m	0.0m (0)	0.0m (0)	2:59.32	28.20s	27.60s
3	Cya Art	2	20.6m	10.4m (2)	8.0m (1)	3:00.86	28.04s	28.46s
1	Chevron Art	3	26.7m	8.8m (0)	13.4m (1)	3:01.31	28.53s	28.51s
11	Petes Said So	4	32.7m	19.2m (0)	19.0m (1)	3:01.76	28.20s	28.54s
4	Ardens Ace	5	37.3m	4.6m (0)	8.2m (0)	3:02.10	28.47s	29.60s
8	Captain Hammerhead	6	43.5m	17.0m (2)	14.6m (2)	3:02.56	28.06s	29.58s
10	Speak The Truth	7	44.7m	22.6m (1)	23.4m (2)	3:02.65	28.27s	29.06s
5	Mach Da Vinci	8	50.7m	23.2m (0)	24.0m (1)	3:03.10	28.28s	29.43s
2	Pitch Perfect	9	65.5m	15.0m (0)	18.6m (0)	3:04.20	28.48s	30.82s
6	Betterzipit	10	164.9m	13.6m (1)	35.0m (0)	3:11.61	29.78s	36.51s

## Finish Position and metres gained

First Arrow shows distance gain/loss from 2nd Qtr to 3rd Qtr, Second Arrow shows distance gain/loss from 3rd Qtr to Finish. Blue arrow indicates best gain in these quarters.



# Penrith Race 8 Distance 1720m

Saturday, 15 March 2025

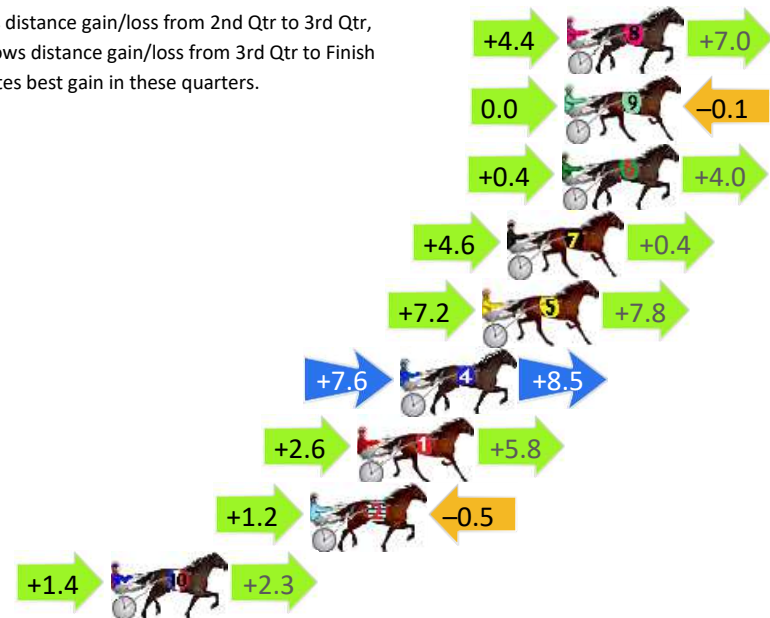
Gross Time: 2:06.60 MileRate: 1:58.50 LeadTime: 7.60s First Qtr: 30.90s Second Qtr: 29.80s Third Qtr: 29.10s Fourth Qtr: 29.20s

DATA TABLE: 800 / 400 Posi's are position from leader and (how wide the horse was at that position)

No	Horse	Plc	Mar	800 Posi	400 Posi	Time	3rd Qtr	4th Qt
8	Lockitineddy	1	0.0m	11.4m (1)	7.0m (1)	2:06.62	28.78s	28.69s
9	Petes Crunch Time	2	0.1m	0.0m (0)	0.0m (0)	2:06.62	29.10s	29.21s
6	Dynamites Best	3	0.2m	4.6m (0)	4.2m (0)	2:06.63	29.07s	28.91s
7	Vespa Stride	4	2.4m	7.4m (1)	2.8m (1)	2:06.80	28.77s	29.17s
5	Loumia	5	3.4m	18.4m (1)	11.2m (1)	2:06.87	28.58s	28.63s
4	Ima Shinkansen	6	6.7m	22.8m (1)	15.2m (1)	2:07.11	28.55s	28.58s
1	Scandalizing	7	8.4m	16.8m (0)	14.2m (0)	2:07.24	28.91s	28.78s
2	What For	8	10.3m	11.0m (0)	9.8m (0)	2:07.39	29.01s	29.24s
10	Helens Boy	9	18.3m	22.0m (0)	20.6m (0)	2:07.98	29.00s	29.03s

## Finish Position and metres gained

First Arrow shows distance gain/loss from 2nd Qtr to 3rd Qtr, Second Arrow shows distance gain/loss from 3rd Qtr to Finish  
Blue arrow indicates best gain in these quarters.



800

Visual positions in race at 2nd Quarter



400

Visual positions in race at 3rd Quarter

