

# Canberra Race 1 Distance 1770m

Sunday, 16 March 2025


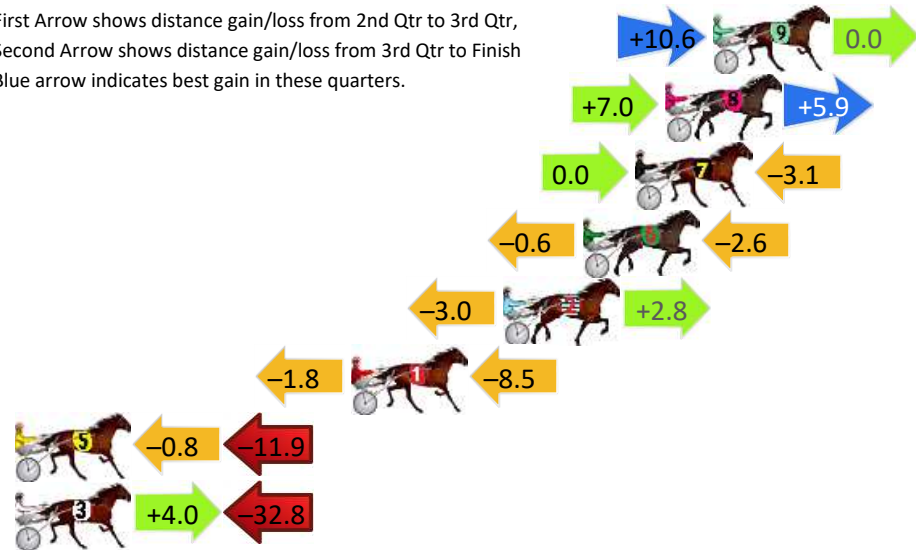
Gross Time: 2:10.40 MileRate: 1:58.60 LeadTime: 10.90s First Qtr: 30.70s Second Qtr: 30.30s Third Qtr: 29.50s Fourth Qtr: 29.00s

DATA TABLE: 800 / 400 Posi's are position from leader and (how wide the horse was at that position)

No	Horse	Plc	Mar	800 Posi	400 Posi	Time	3rd Qtr	4th Qt
9	Just Rock Me Lou	1	0.0m	10.6m (1)	0.0m (2)	2:10.40	28.73s	29.00s
8	Ideal Andy	2	1.9m	14.8m (1)	7.8m (2)	2:10.54	28.99s	28.57s
7	Rusty Dancer	3	3.1m	0.0m (0)	0.0m (0)	2:10.64	29.50s	29.22s
6	Seven Tee Two	4	5.2m	2.0m (1)	2.6m (1)	2:10.80	29.55s	29.19s
2	Beyondreason	5	8.4m	8.2m (0)	11.2m (0)	2:11.04	29.72s	28.80s
1	Movintohellandback	6	14.5m	4.2m (0)	6.0m (0)	2:11.50	29.64s	29.61s
5	Caths In Denial	7	31.7m	19.0m (1)	19.8m (0)	2:12.81	29.57s	29.86s
3	Roll On Apollo	8	41.8m	13.0m (0)	9.0m (1)	2:13.58	29.23s	31.36s

## Finish Position and metres gained

First Arrow shows distance gain/loss from 2nd Qtr to 3rd Qtr, Second Arrow shows distance gain/loss from 3rd Qtr to Finish Blue arrow indicates best gain in these quarters.



800

Visual positions in race at 2nd Quarter



400

Visual positions in race at 3rd Quarter



# Canberra Race 2 Distance 1770m

Sunday, 16 March 2025



Gross Time: 2:12.20 MileRate: 2:00.20 LeadTime: 11.00s First Qtr: 29.30s Second Qtr: 31.00s Third Qtr: 30.50s Fourth Qtr: 30.40s

DATA TABLE: 800 / 400 Posi's are position from leader and (how wide the horse was at that position)

No	Horse	Plc	Mar	800 Posi	400 Posi	Time	3rd Qtr	4th Qt
9	Rainbow Mountain	1	0.0m	12.6m (1)	6.2m (2)	2:12.20	30.01s	29.93s
5	Nixsun	2	7.7m	0.0m (0)	0.0m (0)	2:12.81	30.50s	30.98s
8	Oscar Mac	3	9.9m	7.4m (1)	3.2m (1)	2:12.99	30.18s	30.91s
4	Got Forgot That	4	11.0m	12.0m (0)	13.2m (1)	2:13.08	30.59s	30.23s
2	Judah	5	11.7m	4.2m (0)	4.4m (0)	2:13.13	30.52s	30.95s
6	Windfield Blue	6	14.7m	16.4m (0)	16.4m (0)	2:13.37	30.50s	30.27s
1	Ultimate Equus	7	15.0m	8.2m (0)	8.6m (0)	2:13.39	30.53s	30.88s
10	Barkway Thomas	8	24.3m	18.6m (1)	11.0m (2)	2:14.13	29.93s	31.41s
3	Magic Rock	9	82.6m	45.0m (0)	60.0m (0)	2:18.77	31.64s	32.11s

## Finish Position and metres gained

First Arrow shows distance gain/loss from 2nd Qtr to 3rd Qtr,  
Second Arrow shows distance gain/loss from 3rd Qtr to Finish  
Blue arrow indicates best gain in these quarters.



# Canberra Race 3 Distance 1770m

Sunday, 16 March 2025




Gross Time: 2:11.60 MileRate: 1:59.70 LeadTime: 11.50s First Qtr: 29.30s Second Qtr: 31.50s Third Qtr: 29.80s Fourth Qtr: 29.50s

DATA TABLE: 800 / 400 Posi's are position from leader and (how wide the horse was at that position)

No	Horse	Plc	Mar	800 Posi	400 Posi	Time	3rd Qtr	4th Qt
2	Satin Banyula	1	0.0m	6.4m (1)	5.2m (2)	2:11.60	29.71s	29.12s
9	Rocking Lou	2	0.1m	10.4m (1)	11.2m (1)	2:11.61	29.85s	28.69s
3	Clementsorrell	3	7.5m	0.0m (0)	0.0m (0)	2:12.18	29.80s	30.05s
5	Little Cessna	4	9.7m	2.4m (1)	3.4m (1)	2:12.35	29.88s	29.96s
4	Gozo Courage	5	13.9m	6.0m (0)	5.4m (0)	2:12.67	29.76s	30.12s
10	Lead Role	6	14.5m	15.4m (1)	18.6m (1)	2:12.72	30.03s	29.20s
7	La Bomba	7	49.3m	14.0m (0)	23.8m (1)	2:15.41	30.53s	31.37s
6	Sunnywithachance	8	86.0m	36.0m (0)	50.0m (0)	2:18.25	30.85s	32.14s
1	Tungsten Terror	9	92.5m	10.2m (0)	24.0m (0)	2:18.75	30.84s	34.52s

## Finish Position and metres gained

First Arrow shows distance gain/loss from 2nd Qtr to 3rd Qtr, Second Arrow shows distance gain/loss from 3rd Qtr to Finish Blue arrow indicates best gain in these quarters.



# Canberra Race 4 Distance 1770m




Sunday, 16 March 2025

Gross Time: 2:13.00 MileRate: 2:01.00 LeadTime: 11.00s First Qtr: 28.60s Second Qtr: 30.90s Third Qtr: 31.30s Fourth Qtr: 31.20s

DATA TABLE: 800 / 400 Posi's are position from leader and (how wide the horse was at that position)

No	Horse	Plc	Mar	800 Posi	400 Posi	Time	3rd Qtr	4th Qt
3	Chocolate Delight	1	0.0m	3.2m (0)	0.0m (0)	2:13.00	31.05s	31.20s
2	Think Christi	2	11.7m	7.4m (0)	4.0m (0)	2:13.95	31.04s	31.80s
4	Seaside Ball Gown	3	12.8m	8.6m (1)	6.0m (2)	2:14.04	31.10s	31.73s
1	Solve The Crime	4	21.8m	26.0m (1)	10.6m (2)	2:14.78	30.10s	32.07s
8	Glemelly Beach	5	23.5m	12.4m (1)	11.8m (0)	2:14.92	31.25s	32.11s
9	Intheblinkofaneye	6	28.0m	14.0m (2)	6.4m (1)	2:15.28	30.71s	32.88s
6	Harvey Hughes	7	29.5m	0.0m (1)	0.2m (1)	2:15.41	31.32s	33.47s
10	Belle Of Belmont	8	42.1m	3.0m (2)	0.8m (2)	2:16.43	31.13s	34.40s
5	Kozaczynski	9	171.3m	4.6m (1)	32.0m (0)	2:26.97	33.45s	42.00s
7	Irish Speed	10	190.7m	27.6m (0)	55.0m (0)	2:28.55	33.45s	41.73s

## Finish Position and metres gained





# Canberra Race 5 Distance 1770m

Sunday, 16 March 2025


Gross Time: 2:10.00 MileRate: 1:58.20 LeadTime: 11.40s First Qtr: 30.10s Second Qtr: 30.30s Third Qtr: 28.90s Fourth Qtr: 29.30s

DATA TABLE: 800 / 400 Posi's are position from leader and (how wide the horse was at that position)

No	Horse	Plc	Mar	800 Posi	400 Posi	Time	3rd Qtr	4th Qt
8	Chasing The Wind	1	0.0m	7.6m (1)	5.2m (2)	2:10.00	28.73s	28.92s
2	Bellrivergirl	2	4.0m	0.0m (0)	0.0m (0)	2:10.31	28.90s	29.59s
9	Ideal Denny	3	5.2m	11.6m (1)	1.0m (1)	2:10.40	28.13s	29.61s
3	Humming Top	4	10.9m	5.0m (0)	5.6m (0)	2:10.84	28.94s	29.69s
1	Burrabadine Dancer	5	11.3m	9.4m (0)	13.4m (0)	2:10.87	29.19s	29.15s
4	Western Bill	6	11.4m	3.4m (1)	5.6m (1)	2:10.88	29.06s	29.72s
10	Limbo Lenny	7	11.9m	16.0m (1)	9.8m (2)	2:10.91	28.45s	29.45s
7	Paddy Mach	8	14.9m	13.2m (0)	10.8m (1)	2:11.14	28.72s	29.60s
6	Jacks Up	9	16.9m	25.6m (1)	22.2m (1)	2:11.30	28.66s	28.91s
5	Charging Bull	10	23.5m	21.0m (1)	18.0m (1)	2:11.81	28.68s	29.70s

## Finish Position and metres gained

First Arrow shows distance gain/loss from 2nd Qtr to 3rd Qtr, Second Arrow shows distance gain/loss from 3rd Qtr to Finish  
Blue arrow indicates best gain in these quarters.



Visual positions in race at 2nd Quarter



Visual positions in race at 3rd Quarter



# Canberra Race 6 Distance 1770m

Sunday, 16 March 2025


Gross Time: 2:09.00 MileRate: 1:57.30 LeadTime: 10.30s First Qtr: 29.80s Second Qtr: 29.90s Third Qtr: 30.10s Fourth Qtr: 28.90s

DATA TABLE: 800 / 400 Posi's are position from leader and (how wide the horse was at that position)

No	Horse	Plc	Mar	800 Posi	400 Posi	Time	3rd Qtr	4th Qt
3	Letstacaboutit	1	0.0m	0.0m (0)	0.0m (0)	2:09.00	30.10s	28.90s
8	Jus Bling It	2	5.6m	2.8m (1)	0.0m (1)	2:09.42	29.90s	29.30s
7	Crusader Miss	3	9.4m	4.2m (2)	2.6m (2)	2:09.71	29.99s	29.39s
4	Pink Scooter	4	10.8m	16.4m (1)	14.4m (2)	2:09.82	29.95s	28.64s
10	Itz Bad	5	18.0m	21.0m (1)	19.2m (2)	2:10.37	29.97s	28.81s
5	Arma The Great	6	18.4m	12.4m (1)	15.4m (1)	2:10.40	30.32s	29.12s
2	Dottie Feels Good	7	19.8m	8.4m (0)	11.0m (0)	2:10.50	30.30s	29.53s
1	Ingermarla	8	22.6m	12.4m (0)	18.2m (0)	2:10.71	30.53s	29.22s
6	Im Lord Tommy	9	26.7m	8.2m (1)	10.2m (1)	2:11.03	30.27s	30.09s


## Finish Position and metres gained

First Arrow shows distance gain/loss from 2nd Qtr to 3rd Qtr,  
Second Arrow shows distance gain/loss from 3rd Qtr to Finish  
Blue arrow indicates best gain in these quarters.



8  
0  
0

Visual positions in race at 2nd Quarter



4  
0  
0

Visual positions in race at 3rd Quarter



# Canberra Race 7 Distance 1770m

Sunday, 16 March 2025


Gross Time: 2:09.90 MileRate: 1:58.10 LeadTime: 11.00s First Qtr: 29.30s Second Qtr: 30.40s Third Qtr: 29.30s Fourth Qtr: 29.90s

DATA TABLE: 800 / 400 Posi's are position from leader and (how wide the horse was at that position)

No	Horse	Plc	Mar	800 Posi	400 Posi	Time	3rd Qtr	4th Qt
5	Posh Fella	1	0.0m	4.0m (0)	5.2m (1)	2:09.90	29.39s	29.51s
9	Sneak A Peek	2	0.1m	10.6m (1)	8.2m (2)	2:09.91	29.13s	29.30s
2	Where Back	3	7.6m	0.0m (0)	0.0m (0)	2:10.50	29.29s	30.46s
4	Bonjorge	4	9.2m	1.6m (1)	0.8m (1)	2:10.62	29.23s	30.52s
7	A Dusty Dance	5	12.0m	13.2m (0)	15.8m (0)	2:10.84	29.49s	29.62s
3	Tuffasoldboots	6	12.2m	8.6m (0)	10.2m (0)	2:10.86	29.42s	30.05s
6	Pencil Me In	7	16.8m	14.8m (1)	15.8m (1)	2:11.22	29.37s	29.97s
8	Plan Ce	8	25.6m	6.6m (1)	10.0m (1)	2:11.91	29.54s	31.06s
10	Major Huss	9	29.2m	19.0m (1)	22.6m (1)	2:12.19	29.56s	30.39s

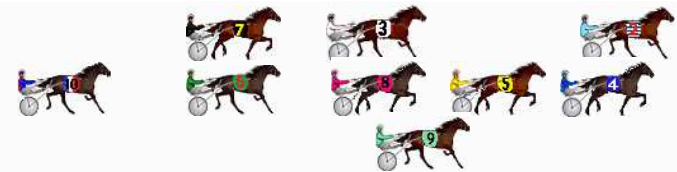
## Finish Position and metres gained

First Arrow shows distance gain/loss from 2nd Qtr to 3rd Qtr, Second Arrow shows distance gain/loss from 3rd Qtr to Finish  
Blue arrow indicates best gain in these quarters.



800

Visual positions in race at 2nd Quarter



400

Visual positions in race at 3rd Quarter



# Canberra Race 8 Distance 2570m

Sunday, 16 March 2025


Gross Time: 3:10.90 MileRate: 1:59.50 LeadTime: 73.40s First Qtr: 30.00s Second Qtr: 29.50s Third Qtr: 28.60s Fourth Qtr: 29.40s

DATA TABLE: 800 / 400 Posi's are position from leader and (how wide the horse was at that position)

NoHorse	Plc	Mar	800 Posi	400 Posi	Time	3rd Qtr	4th Qt
2 Carlo Gambino	1	0.0m	4.0m (0)	4.6m (0)	3:10.90	28.65s	29.06s
8 Sheffield Sparky	2	1.8m	1.8m (1)	2.4m (1)	3:11.04	28.64s	29.36s
4 The Metal Flyer	3	2.4m	0.0m (0)	0.0m (0)	3:11.09	28.60s	29.58s
7 Guilty Party	4	4.3m	12.2m (0)	18.2m (0)	3:11.23	29.05s	28.38s
1 Carbaganoosh	5	19.7m	8.0m (0)	13.6m (0)	3:12.42	29.00s	29.85s
5 Six Again	6	20.2m	6.0m (1)	10.4m (1)	3:12.46	28.91s	30.12s
11 Tick A Loch	7	26.0m	16.6m (0)	23.8m (0)	3:12.90	29.12s	29.56s
9 Whataboyjack	8	46.4m	10.2m (1)	17.6m (1)	3:14.48	29.10s	31.50s
10 Raging Sea	9	46.8m	14.6m (1)	30.0m (1)	3:14.51	29.69s	30.63s
6 The Ex Horseist	10	49.2m	19.2m (1)	31.6m (2)	3:14.69	29.48s	30.69s

## Finish Position and metres gained

First Arrow shows distance gain/loss from 2nd Qtr to 3rd Qtr, Second Arrow shows distance gain/loss from 3rd Qtr to Finish  
Blue arrow indicates best gain in these quarters.



800

Visual positions in race at 2nd Quarter



400

Visual positions in race at 3rd Quarter





# Canberra Race 9 Distance 2170m


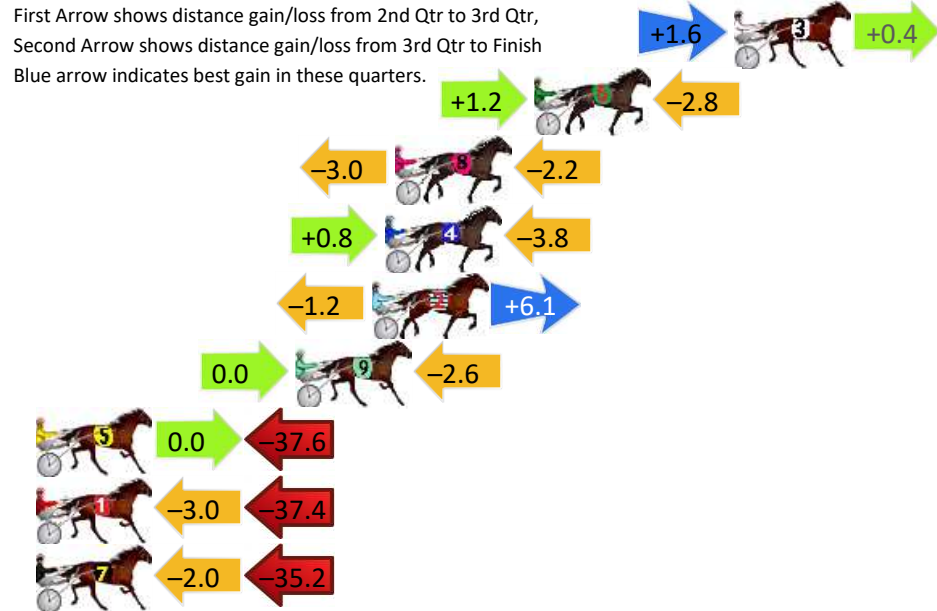
Sunday, 16 March 2025

Gross Time: 2:40.90 MileRate: 1:59.30 LeadTime: 38.90s First Qtr: 32.00s Second Qtr: 31.70s Third Qtr: 29.20s Fourth Qtr: 29.10s


DATA TABLE: 800 / 400 Posi's are position from leader and (how wide the horse was at that position)

No	Horse	Plc	Mar	800 Posi	400 Posi	Time	3rd Qtr	4th Qt
3	Whyiman	1	0.0m	2.0m (1)	0.4m (1)	2:40.90	29.08s	29.07s
6	Tukaha	2	8.0m	6.4m (1)	5.2m (1)	2:41.51	29.11s	29.30s
8	Ed Mendes	3	13.6m	8.4m (0)	11.4m (0)	2:41.94	29.42s	29.26s
4	Tearin Up The Sand	4	14.0m	11.0m (1)	10.2m (1)	2:41.97	29.14s	29.37s
2	Electra Girl	5	14.5m	19.4m (1)	20.6m (1)	2:42.01	29.29s	28.66s
9	Father Bob	6	17.6m	15.0m (1)	15.0m (1)	2:42.24	29.20s	29.29s
5	Alabama Lioness	7	37.6m	0.0m (0)	0.0m (0)	2:43.77	29.20s	31.82s
1	Loyola Golf	8	44.6m	4.2m (0)	7.2m (0)	2:44.30	29.42s	31.81s
7	Defence Attorney	9	50.4m	13.2m (0)	15.2m (0)	2:44.75	29.35s	31.65s

## Finish Position and metres gained



Visual positions in race at 2nd Quarter



Visual positions in race at 3rd Quarter