

# Junee Race 1 Distance 1760m

Tuesday, 18 March 2025

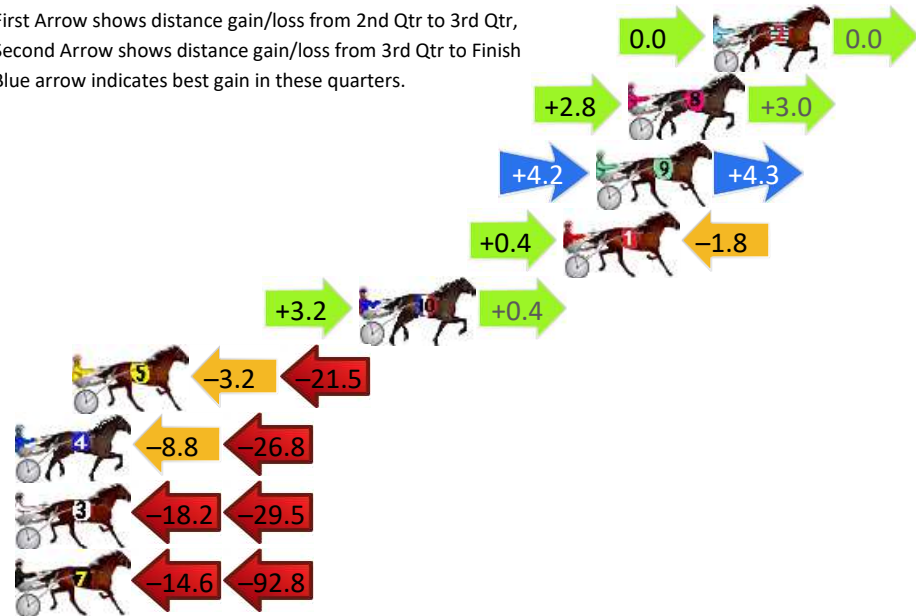
Gross Time: 2:08.80 MileRate: 1:57.80 LeadTime: 10.60s First Qtr: 29.70s Second Qtr: 29.40s Third Qtr: 29.30s Fourth Qtr: 29.80s

DATA TABLE: 800 / 400 Posi's are position from leader and (how wide the horse was at that position)

No	Horse	Plc	Mar	800 Posi	400 Posi	Time	3rd Qtr	4th Qt
2	Tulhurst Writer	1	0.0m	0.0m (0)	0.0m (0)	2:08.80	29.30s	29.80s
8	Hez On The Buzzer	2	3.4m	9.2m (1)	6.4m (2)	2:09.07	29.10s	29.58s
9	Reason To Party	3	4.7m	13.2m (1)	9.0m (3)	2:09.17	28.99s	29.48s
1	Rock Queen	4	6.0m	4.6m (0)	4.2m (0)	2:09.27	29.27s	29.93s
10	Allegretto	5	14.2m	17.8m (1)	14.6m (1)	2:09.91	29.07s	29.77s
5	Jacks Last Hoo Raa	6	25.7m	1.0m (1)	4.2m (1)	2:10.81	29.52s	31.39s
4	Complicated	7	40.8m	5.2m (1)	14.0m (0)	2:11.99	29.93s	31.79s
3	Wally Blaster	8	65.5m	17.8m (0)	36.0m (0)	2:13.91	30.62s	31.99s
7	Skip On Over	9	120.8m	13.4m (0)	28.0m (0)	2:18.23	30.31s	36.67s

## Finish Position and metres gained

First Arrow shows distance gain/loss from 2nd Qtr to 3rd Qtr, Second Arrow shows distance gain/loss from 3rd Qtr to Finish  
Blue arrow indicates best gain in these quarters.



800

Visual positions in race at 2nd Quarter



400

Visual positions in race at 3rd Quarter



# Junee Race 2 Distance 1760m

Tuesday, 18 March 2025




Gross Time: 2:09.30 MileRate: 1:58.20 LeadTime: 10.80s First Qtr: 29.30s Second Qtr: 29.80s Third Qtr: 29.50s Fourth Qtr: 29.90s

DATA TABLE: 800 / 400 Posi's are position from leader and (how wide the horse was at that position)

No	Horse	Plc	Mar	800 Posi	400 Posi	Time	3rd Qtr	4th Qt
10	Olivia Shannon	1	0.0m	0.0m (0)	0.0m (0)	2:09.30	29.50s	29.90s
8	Warrawee Flyer	2	0.7m	16.6m (1)	8.6m (2)	2:09.35	28.91s	29.31s
9	Get Up Betty	3	6.5m	20.8m (1)	21.6m (1)	2:09.81	29.57s	28.78s
2	Shez Bettors Babe	4	17.6m	12.4m (1)	15.8m (2)	2:10.68	29.75s	30.03s
1	Six Times A Lady	5	18.9m	6.8m (0)	10.4m (0)	2:10.78	29.76s	30.53s
5	Our Sailor	6	19.1m	24.6m (0)	27.2m (0)	2:10.80	29.70s	29.30s
6	Studleigh Starlite	7	20.9m	18.2m (0)	19.8m (0)	2:10.94	29.62s	29.98s
7	Katlas Dream	8	22.6m	12.6m (0)	16.0m (1)	2:11.07	29.75s	30.39s
3	Celebrity Cruise	9	26.0m	8.2m (1)	10.4m (1)	2:11.34	29.65s	31.06s
4	Girls View	10	52.2m	28.0m (0)	38.0m (0)	2:13.39	30.23s	30.96s

## Finish Position and metres gained

First Arrow shows distance gain/loss from 2nd Qtr to 3rd Qtr, Second Arrow shows distance gain/loss from 3rd Qtr to Finish  
Blue arrow indicates best gain in these quarters.



# Junee Race 3 Distance 2170m

Tuesday, 18 March 2025


Gross Time: 2:40.80 MileRate: 1:59.30 LeadTime: 41.90s First Qtr: 31.30s Second Qtr: 30.30s Third Qtr: 28.40s Fourth Qtr: 28.90s

DATA TABLE: 800 / 400 Posi's are position from leader and (how wide the horse was at that position)

No	Horse	Plc	Mar	800 Posi	400 Posi	Time	3rd Qtr	4th Qt
5	Tisbury Rocks	1	0.0m	0.0m (0)	0.0m (0)	2:40.80	28.40s	28.90s
4	King Bobbie	2	2.3m	8.6m (0)	13.2m (0)	2:40.97	28.73s	28.12s
8	Mystify Me	3	8.8m	8.2m (1)	13.2m (2)	2:41.47	28.76s	28.58s
7	Deebo	4	8.9m	12.8m (0)	19.0m (0)	2:41.48	28.85s	28.17s
9	Magic Matteo	5	9.2m	12.4m (1)	17.4m (2)	2:41.50	28.76s	28.31s
1	Fouroneone	6	13.1m	4.2m (0)	6.0m (0)	2:41.79	28.52s	29.41s
6	Please Dont Ask	7	13.4m	16.6m (1)	22.4m (1)	2:41.82	28.82s	28.25s
10	Romero	8	15.5m	0.4m (1)	0.2m (1)	2:41.98	28.38s	30.00s
2	Ya Racin Arlo	9	24.3m	16.6m (0)	23.0m (0)	2:42.64	28.86s	28.99s
3	Hooked On Winning	10	162.2m	4.6m (1)	13.6m (1)	2:53.10	28.95s	39.58s

## Finish Position and metres gained

First Arrow shows distance gain/loss from 2nd Qtr to 3rd Qtr, Second Arrow shows distance gain/loss from 3rd Qtr to Finish Blue arrow indicates best gain in these quarters.



800

Visual positions in race at 2nd Quarter



400

Visual positions in race at 3rd Quarter



# Junee Race 4 Distance 1760m

Tuesday, 18 March 2025

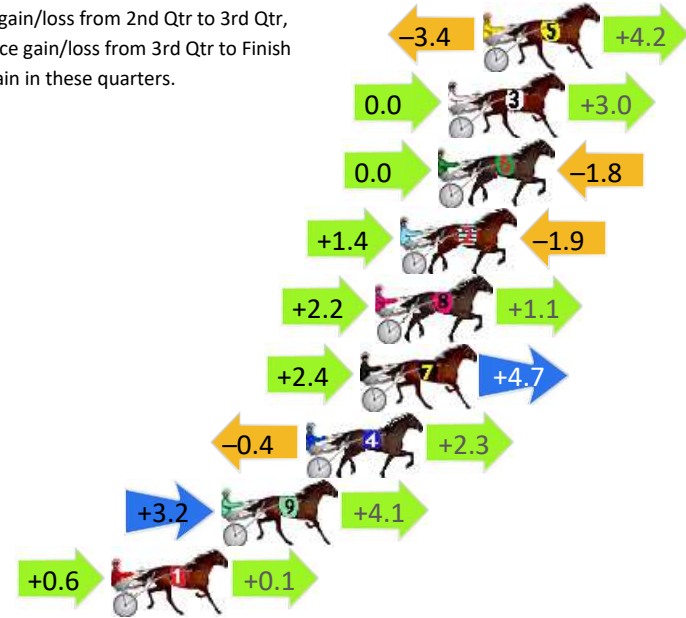
Gross Time: 2:10.50 MileRate: 1:59.30 LeadTime: 10.50s First Qtr: 30.50s Second Qtr: 31.20s Third Qtr: 28.50s Fourth Qtr: 29.80s

DATA TABLE: 800 / 400 Posi's are position from leader and (how wide the horse was at that position)

No	Horse	Plc	Mar	800 Posi	400 Posi	Time	3rd Qtr	4th Qt
5	Vamos	1	0.0m	0.8m (2)	4.2m (2)	2:10.50	28.75s	29.49s
3	Shell Shock	2	1.4m	4.4m (0)	4.4m (0)	2:10.61	28.50s	29.58s
6	Jekamias	3	1.8m	0.0m (0)	0.0m (0)	2:10.64	28.50s	29.93s
2	Mitchells Run	4	3.3m	2.8m (1)	1.4m (1)	2:10.76	28.40s	29.94s
8	Kadar	5	4.3m	7.6m (1)	5.4m (1)	2:10.84	28.34s	29.72s
7	Studleigh Melise	6	4.9m	12.0m (1)	9.6m (1)	2:10.88	28.33s	29.45s
4	Marvellous Mac	7	7.1m	9.0m (0)	9.4m (0)	2:11.05	28.53s	29.63s
9	Here Comes Bobby	8	10.5m	17.8m (1)	14.6m (1)	2:11.32	28.27s	29.50s
1	Spirit Level	9	14.9m	15.6m (0)	15.0m (0)	2:11.66	28.46s	29.79s

## Finish Position and metres gained

First Arrow shows distance gain/loss from 2nd Qtr to 3rd Qtr, Second Arrow shows distance gain/loss from 3rd Qtr to Finish  
Blue arrow indicates best gain in these quarters.



800

Visual positions in race at 2nd Quarter



400

Visual positions in race at 3rd Quarter





# Junee Race 5 Distance 1760m

Tuesday, 18 March 2025



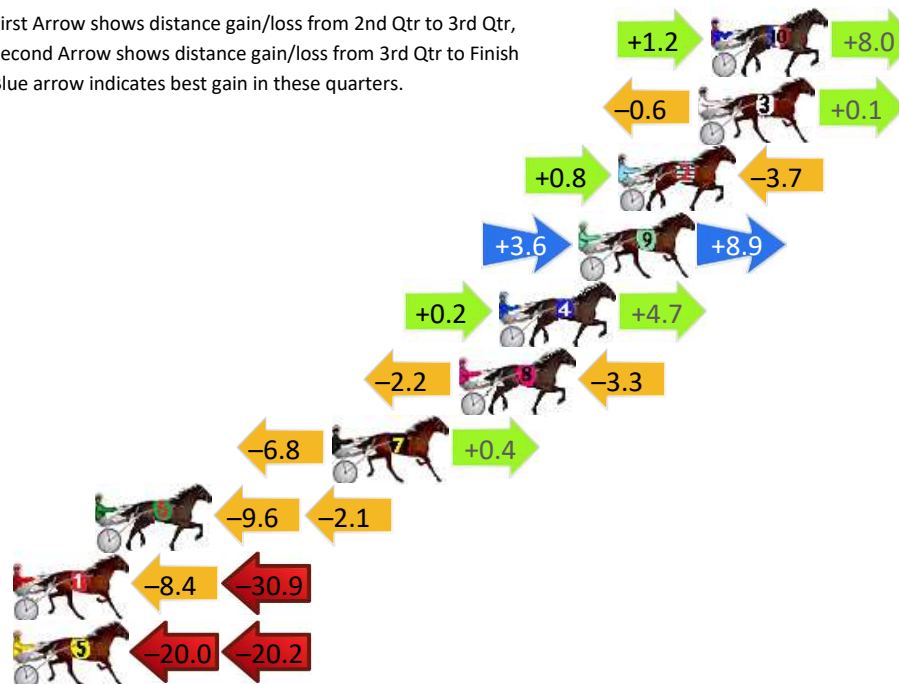
Gross Time: 2:11.70 MileRate: 2:00.40 LeadTime: 10.60s First Qtr: 30.90s Second Qtr: 30.90s Third Qtr: 29.30s Fourth Qtr: 30.00s

DATA TABLE: 800 / 400 Posi's are position from leader and (how wide the horse was at that position)

No	Horse	Plc	Mar	800 Posi	400 Posi	Time	3rd Qtr	4th Qt
10	Tintins Treasure	1	0.0m	9.2m (1)	8.0m (1)	2:11.70	29.22s	29.40s
3	Peaksart	2	0.5m	0.0m (1)	0.6m (1)	2:11.74	29.34s	29.99s
2	Rocketon	3	3.7m	0.8m (0)	0.0m (0)	2:11.99	29.24s	30.28s
9	The Mountain	4	5.3m	17.8m (1)	14.2m (3)	2:12.12	29.04s	29.34s
4	Doing	5	8.5m	13.4m (1)	13.2m (2)	2:12.37	29.29s	29.65s
8	All So Sassy	6	10.1m	4.6m (1)	6.8m (0)	2:12.49	29.46s	30.25s
7	A Rocknroll Star	7	15.2m	8.8m (0)	15.6m (1)	2:12.89	29.80s	29.97s
6	The Lurker	8	24.7m	13.0m (0)	22.6m (0)	2:13.64	30.01s	30.16s
1	Glamour Fox	9	44.3m	5.0m (0)	13.4m (0)	2:15.18	29.89s	32.30s
5	Life Gets Better	10	170.2m	130.0m (0)	150.0m (0)	2:25.07	30.76s	31.51s

## Finish Position and metres gained

First Arrow shows distance gain/loss from 2nd Qtr to 3rd Qtr, Second Arrow shows distance gain/loss from 3rd Qtr to Finish. Blue arrow indicates best gain in these quarters.



# Junee Race 6 Distance 1760m

Tuesday, 18 March 2025


Gross Time: 2:12.00 MileRate: 2:00.70 LeadTime: 11.10s First Qtr: 30.70s Second Qtr: 30.70s Third Qtr: 29.40s Fourth Qtr: 30.10s

DATA TABLE: 800 / 400 Posi's are position from leader and (how wide the horse was at that position)

No	Horse	Plc	Mar	800 Posi	400 Posi	Time	3rd Qtr	4th Qt
4	Betterthantheboyz	1	0.0m	4.4m (1)	6.0m (1)	2:12.00	29.52s	29.65s
2	Dusty Muster	2	2.6m	0.0m (0)	0.0m (0)	2:12.20	29.40s	30.29s
5	The Ringmaster	3	2.9m	0.2m (1)	1.8m (1)	2:12.23	29.52s	30.18s
1	Hillview Sam	4	3.5m	3.8m (0)	4.0m (0)	2:12.28	29.42s	30.06s
9	Springfield Desire	4	3.5m	12.8m (0)	10.6m (1)	2:12.28	29.24s	29.57s
7	Melati Boy	6	8.5m	8.4m (0)	8.4m (0)	2:12.67	29.40s	30.11s
8	Thats The Attitude	7	8.6m	12.8m (1)	13.6m (2)	2:12.68	29.46s	29.73s
3	Imperious	8	10.4m	8.4m (1)	9.6m (2)	2:12.82	29.49s	30.16s
10	Napoli Nights	9	11.1m	22.4m (1)	20.8m (1)	2:12.88	29.29s	29.37s
6	Oh So Tinny	10	16.0m	18.0m (1)	21.2m (0)	2:13.26	29.64s	29.71s

## Finish Position and metres gained

First Arrow shows distance gain/loss from 2nd Qtr to 3rd Qtr, Second Arrow shows distance gain/loss from 3rd Qtr to Finish  
Blue arrow indicates best gain in these quarters.



800

Visual positions in race at 2nd Quarter



400

Visual positions in race at 3rd Quarter



# Junee Race 7 Distance 2170m

Tuesday, 18 March 2025

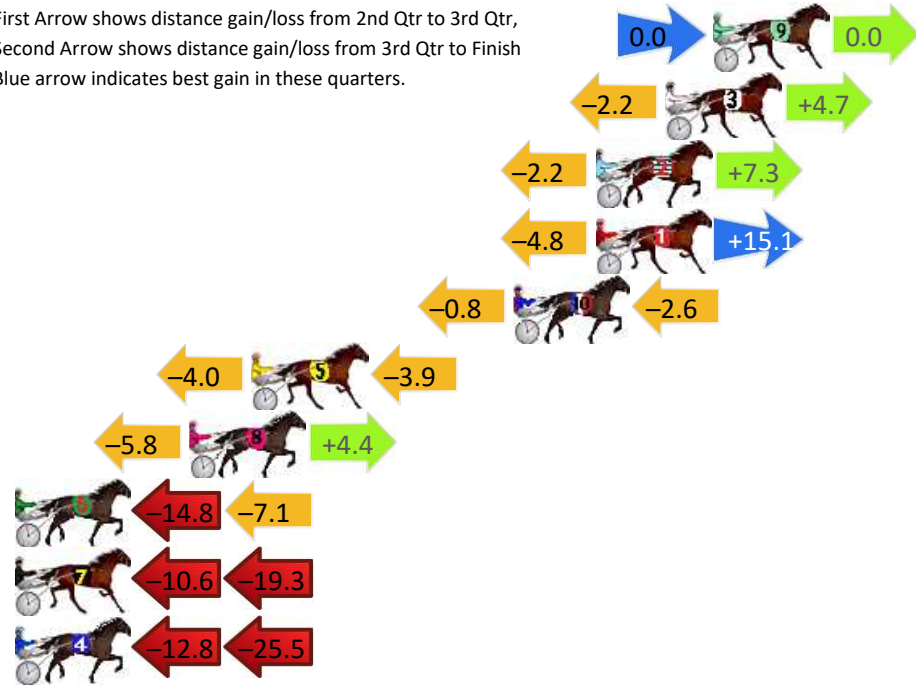
Gross Time: 2:48.00 MileRate: 2:04.60 LeadTime: 45.90s First Qtr: 31.90s Second Qtr: 31.40s Third Qtr: 28.80s Fourth Qtr: 30.00s

DATA TABLE: 800 / 400 Posi's are position from leader and (how wide the horse was at that position)

NoHorse	Plc	Mar	800 Posi	400 Posi	Time	3rd Qtr	4th Qt
9 Krista Bellita	1	0.0m	0.0m (0)	0.0m (0)	2:48.00	28.80s	30.00s
3 Calm Franco	2	1.9m	4.4m (0)	6.6m (0)	2:48.15	28.97s	29.65s
2 Jungle Shark	3	4.7m	9.8m (0)	12.0m (0)	2:48.37	28.97s	29.46s
1 Tinnysmedad	4	4.7m	15.0m (0)	19.8m (0)	2:48.37	29.17s	28.87s
10 Studleigh Sunrise	5	8.0m	4.6m (2)	5.4m (1)	2:48.63	28.85s	30.19s
5 Waves Of Chance	6	18.5m	10.6m (2)	14.6m (2)	2:49.45	29.09s	30.29s
8 Tommys Dream Girl	7	21.0m	19.6m (0)	25.4m (0)	2:49.65	29.23s	29.67s
6 First Four Letters	8	29.5m	7.6m (1)	22.4m (1)	2:50.32	29.87s	30.53s
7 Stipulating	9	41.5m	11.6m (1)	22.2m (2)	2:51.26	29.55s	31.44s
4 Itsokaynottobeokay	10	41.9m	3.6m (1)	16.4m (1)	2:51.29	29.70s	31.90s

## Finish Position and metres gained

First Arrow shows distance gain/loss from 2nd Qtr to 3rd Qtr,  
Second Arrow shows distance gain/loss from 3rd Qtr to Finish  
Blue arrow indicates best gain in these quarters.



800

Visual positions in race at 2nd Quarter



400

Visual positions in race at 3rd Quarter



# Junee Race 8 Distance 1760m

Tuesday, 18 March 2025


Gross Time: 2:13.00 MileRate: 2:01.60 LeadTime: 11.00s First Qtr: 31.20s Second Qtr: 31.00s Third Qtr: 30.30s Fourth Qtr: 29.50s

DATA TABLE: 800 / 400 Posi's are position from leader and (how wide the horse was at that position)

No	Horse	Plc	Mar	800 Posi	400 Posi	Time	3rd Qtr	4th Qt
3	Most Certain Micky	1	0.0m	0.6m (0)	0.0m (0)	2:13.00	30.26s	29.50s
8	Classic Beesmack	2	6.7m	12.8m (1)	12.2m (2)	2:13.52	30.25s	29.10s
1	Irk McGlurk	3	8.7m	4.2m (0)	4.4m (0)	2:13.67	30.32s	29.82s
5	Girl Just Fly	4	11.2m	0.0m (1)	0.4m (1)	2:13.87	30.34s	30.29s
2	Bidgee Babe	5	13.0m	8.8m (1)	8.2m (2)	2:14.01	30.26s	29.85s
9	Black Art	6	13.8m	12.2m (0)	11.0m (1)	2:14.07	30.21s	29.71s
10	Cracker Miss	7	14.4m	17.0m (0)	13.0m (0)	2:14.11	30.00s	29.60s
7	Arklow	8	19.2m	8.4m (0)	8.4m (0)	2:14.48	30.31s	30.29s
4	I Am The Tornado	9	22.3m	4.2m (1)	5.0m (1)	2:14.72	30.38s	30.77s
6	No More Promises	10	25.0m	16.8m (1)	17.0m (1)	2:14.93	30.32s	30.09s

## Finish Position and metres gained

First Arrow shows distance gain/loss from 2nd Qtr to 3rd Qtr, Second Arrow shows distance gain/loss from 3rd Qtr to Finish Blue arrow indicates best gain in these quarters.



800

Visual positions in race at 2nd Quarter



400

Visual positions in race at 3rd Quarter





# Junee Race 9 Distance 1760m

Tuesday, 18 March 2025

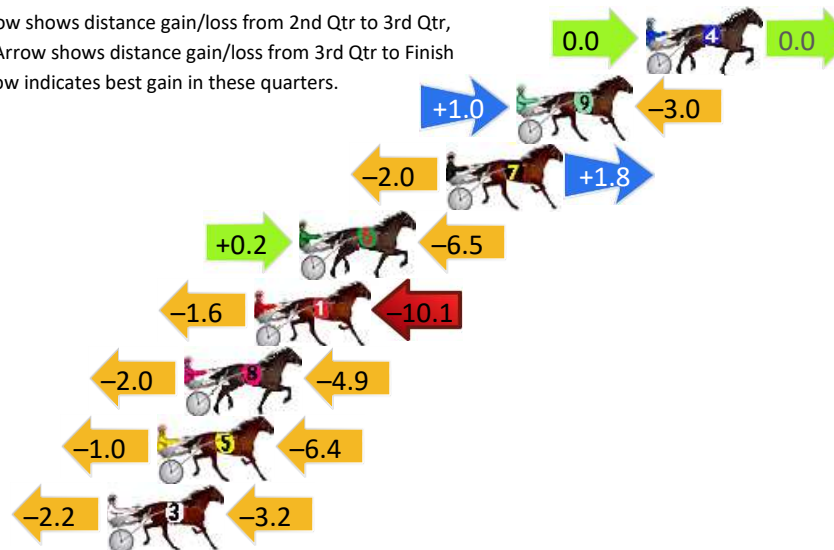
Gross Time: 2:14.40 MileRate: 2:02.90 LeadTime: 10.90s First Qtr: 30.60s Second Qtr: 32.80s Third Qtr: 30.70s Fourth Qtr: 29.40s

DATA TABLE: 800 / 400 Posi's are position from leader and (how wide the horse was at that position)

No	Horse	Plc	Mar	800 Posi	400 Posi	Time	3rd Qtr	4th Qt
4	Oktolove	1	0.0m	0.0m (0)	0.0m (0)	2:14.40	30.70s	29.40s
9	Goodtime Jazz	2	5.2m	3.2m (1)	2.2m (1)	2:14.80	30.63s	29.62s
7	Blues Terror	3	8.0m	7.8m (0)	9.8m (0)	2:15.02	30.85s	29.27s
6	Blazing	4	13.9m	7.6m (1)	7.4m (1)	2:15.47	30.70s	29.88s
1	Ultimate Me	5	15.7m	4.0m (0)	5.6m (0)	2:15.61	30.84s	30.14s
8	Lookout	6	18.5m	11.6m (0)	13.6m (0)	2:15.83	30.86s	29.76s
5	Didnt I	7	19.6m	12.2m (1)	13.2m (1)	2:15.91	30.79s	29.87s
3	Eyes For Dollars	8	21.6m	16.2m (1)	18.4m (0)	2:16.07	30.87s	29.63s

## Finish Position and metres gained

First Arrow shows distance gain/loss from 2nd Qtr to 3rd Qtr,  
Second Arrow shows distance gain/loss from 3rd Qtr to Finish  
Blue arrow indicates best gain in these quarters.



8  
0  
0

Visual positions in race at 2nd Quarter



4  
0  
0

Visual positions in race at 3rd Quarter

