

# Tamworth Race 1 Distance 1609m

Thursday, 20 March 2025


Gross Time: 1:58.70 MileRate: 1:58.70 LeadTime: 0.00s First Qtr: 29.60s Second Qtr: 30.50s Third Qtr: 28.70s Fourth Qtr: 29.80s

DATA TABLE: 800 / 400 Posi's are position from leader and (how wide the horse was at that position)

No	Horse	Plc	Mar	800 Posi	400 Posi	Time	3rd Qtr	4th Qt
2	Im Freyja	1	0.0m	0.0m (0)	0.0m (0)	1:58.70	28.70s	29.80s
4	Tafl Move	2	1.4m	2.6m (1)	5.0m (1)	1:58.81	28.88s	29.53s
10	Tasmans Delight	3	3.4m	15.4m (1)	14.8m (2)	1:58.97	28.67s	28.96s
3	Double Mach	4	3.8m	6.8m (1)	9.8m (1)	1:59.00	28.93s	29.36s
5	Hey Dude	5	7.1m	19.4m (1)	19.8m (2)	1:59.25	28.75s	28.86s
7	Benjimagee	6	7.2m	8.4m (0)	12.6m (0)	1:59.26	29.01s	29.40s
9	Three Parts Grey	7	9.0m	12.6m (0)	17.0m (0)	1:59.40	29.03s	29.21s
1	Caesars Rockstar	8	10.9m	4.4m (0)	7.2m (0)	1:59.55	28.90s	30.07s
8	Sweet Sunshine	9	15.9m	11.0m (1)	17.2m (1)	1:59.94	29.15s	29.70s
6	Lucky Terror	10	20.1m	16.8m (0)	21.6m (0)	2:00.27	29.05s	29.69s

## Finish Position and metres gained

First Arrow shows distance gain/loss from 2nd Qtr to 3rd Qtr, Second Arrow shows distance gain/loss from 3rd Qtr to Finish Blue arrow indicates best gain in these quarters.



800

Visual positions in race at 2nd Quarter



400

Visual positions in race at 3rd Quarter



# Tamworth Race 2 Distance 1609m

Thursday, 20 March 2025



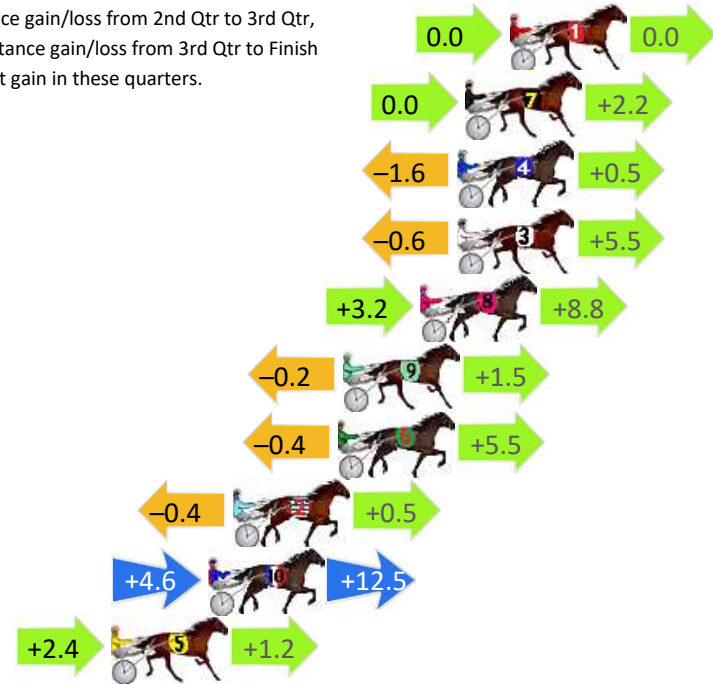
Gross Time: 1:59.30 MileRate: 1:59.30 LeadTime: 0.00s First Qtr: 30.40s Second Qtr: 29.50s Third Qtr: 29.00s Fourth Qtr: 30.40s

DATA TABLE: 800 / 400 Posi's are position from leader and (how wide the horse was at that position)

No	Horse	Plc	Mar	800 Posi	400 Posi	Time	3rd Qtr	4th Qt
1	Cinnamon	1	0.0m	0.0m (0)	0.0m (0)	1:59.30	29.00s	30.40s
7	Annie Crocker	2	1.8m	4.0m (0)	4.0m (0)	1:59.44	29.00s	30.23s
4	Ellie Rippin	3	2.1m	1.0m (1)	2.6m (1)	1:59.47	29.12s	30.36s
3	What Again Shannon	4	2.1m	7.0m (1)	7.6m (1)	1:59.47	29.05s	29.98s
8	Make Mine Merican	5	3.6m	15.6m (1)	12.4m (2)	1:59.59	28.78s	29.73s
9	Phar Lume	6	6.7m	8.0m (0)	8.2m (0)	1:59.83	29.02s	30.29s
6	Light The Dream	7	6.9m	12.0m (0)	12.4m (0)	1:59.85	29.04s	29.98s
2	Moonlight River	8	11.1m	11.2m (1)	11.6m (1)	2:00.18	29.03s	30.36s
10	My Ultimate Hugo	9	12.1m	29.2m (1)	24.6m (1)	2:00.26	28.68s	29.46s
5	Sweet Valeria	10	16.0m	19.6m (0)	17.2m (1)	2:00.57	28.82s	30.31s

## Finish Position and metres gained

First Arrow shows distance gain/loss from 2nd Qtr to 3rd Qtr, Second Arrow shows distance gain/loss from 3rd Qtr to Finish  
Blue arrow indicates best gain in these quarters.



# Tamworth Race 3 Distance 1609m

Thursday, 20 March 2025

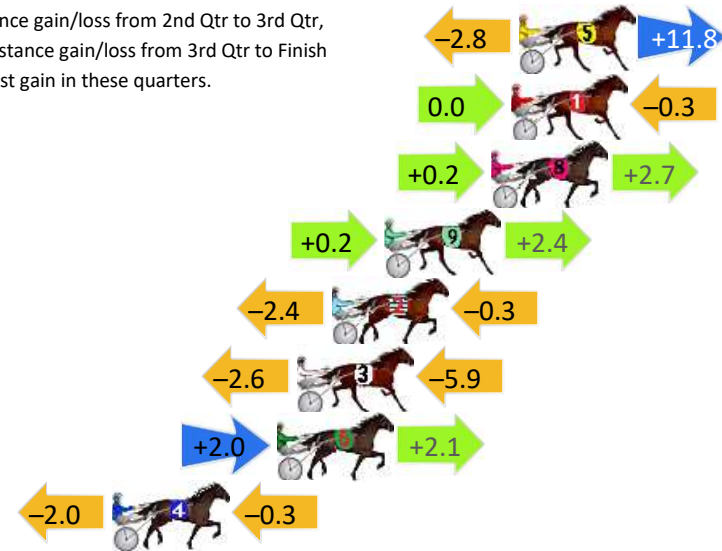
Gross Time: 1:58.00 MileRate: 1:58.00 LeadTime: 0.00s First Qtr: 28.70s Second Qtr: 29.30s Third Qtr: 29.30s Fourth Qtr: 30.80s

DATA TABLE: 800 / 400 Posi's are position from leader and (how wide the horse was at that position)

No	Horse	Plc	Mar	800 Posi	400 Posi	Time	3rd Qtr	4th Qt
5	Lookat Mee	1	0.0m	9.0m (1)	11.8m (1)	1:58.00	29.53s	29.90s
1	Safe Jewels	2	0.3m	0.0m (0)	0.0m (0)	1:58.02	29.30s	30.82s
8	Seven Rippin Aces	3	1.1m	4.0m (0)	3.8m (0)	1:58.09	29.29s	30.59s
9	Frontliner	4	5.4m	8.0m (0)	7.8m (0)	1:58.44	29.29s	30.62s
2	My Two Eves	5	7.5m	4.8m (1)	7.2m (1)	1:58.60	29.48s	30.82s
3	Montana Nights	6	8.9m	0.4m (1)	3.0m (1)	1:58.72	29.48s	31.25s
6	Frozen Jewel	7	9.7m	13.8m (0)	11.8m (0)	1:58.78	29.15s	30.64s
4	Prince Of Payne	8	16.3m	14.0m (1)	16.0m (1)	1:59.31	29.45s	30.82s


## Finish Position and metres gained

First Arrow shows distance gain/loss from 2nd Qtr to 3rd Qtr, Second Arrow shows distance gain/loss from 3rd Qtr to Finish Blue arrow indicates best gain in these quarters.



800

Visual positions in race at 2nd Quarter



400

Visual positions in race at 3rd Quarter



# Tamworth Race 4 Distance 1609m

Thursday, 20 March 2025

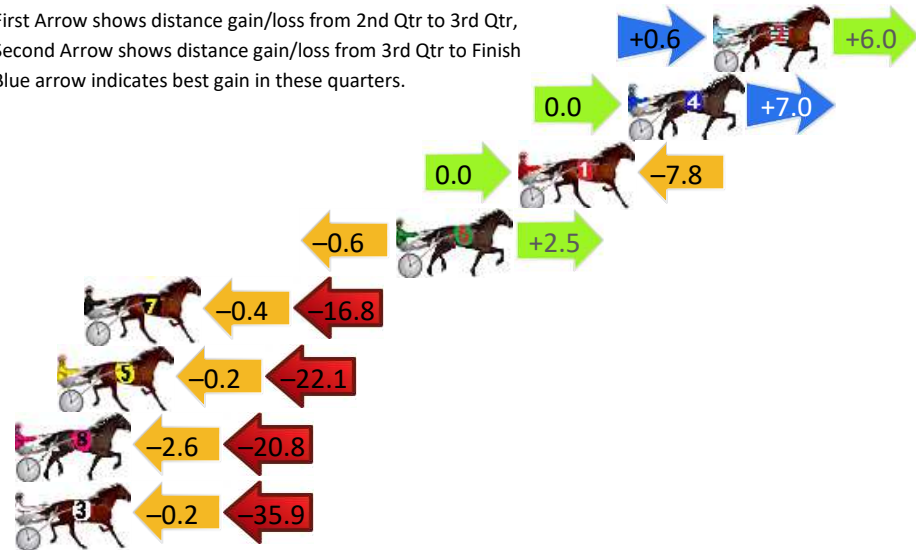
Gross Time: 1:56.50 MileRate: 1:56.50 LeadTime: 0.00s First Qtr: 28.10s Second Qtr: 29.80s Third Qtr: 29.20s Fourth Qtr: 29.40s

DATA TABLE: 800 / 400 Posi's are position from leader and (how wide the horse was at that position)

No	Horse	Plc	Mar	800 Posi	400 Posi	Time	3rd Qtr	4th Qt
2	Rip Jackson	1	0.0m	6.6m (1)	6.0m (2)	1:56.50	29.16s	28.96s
4	Magic Shoos	2	3.4m	10.4m (1)	10.4m (2)	1:56.76	29.20s	28.89s
1	Bring Your Best	3	7.8m	0.0m (0)	0.0m (0)	1:57.10	29.20s	29.97s
6	Tralee Maxie	4	12.7m	14.6m (1)	15.2m (1)	1:57.48	29.24s	29.22s
7	Happy Hamish	5	25.2m	8.0m (0)	8.4m (0)	1:58.44	29.22s	30.63s
5	Parabellum	6	26.3m	4.0m (0)	4.2m (0)	1:58.53	29.21s	31.02s
8	Monellina	7	36.0m	12.6m (0)	15.2m (0)	1:59.28	29.38s	30.92s
3	Katastrophee	8	38.7m	2.6m (1)	2.8m (1)	1:59.48	29.21s	32.02s

## Finish Position and metres gained

First Arrow shows distance gain/loss from 2nd Qtr to 3rd Qtr,  
Second Arrow shows distance gain/loss from 3rd Qtr to Finish  
Blue arrow indicates best gain in these quarters.



8  
0  
0

Visual positions in race at 2nd Quarter



4  
0  
0

Visual positions in race at 3rd Quarter





# Tamworth Race 5 Distance 1980m

Thursday, 20 March 2025




Gross Time: 2:24.30 MileRate: 1:57.30 LeadTime: 26.30s First Qtr: 29.50s Second Qtr: 29.10s Third Qtr: 28.90s Fourth Qtr: 30.50s

DATA TABLE: 800 / 400 Posi's are position from leader and (how wide the horse was at that position)

No	Horse	Plc	Mar	800 Posi	400 Posi	Time	3rd Qtr	4th Qt
2	Allsopp	1	0.0m	1.8m (1)	0.0m (0)	2:24.30	28.77s	30.50s
3	Lachies Gamble	2	0.1m	8.0m (0)	14.2m (0)	2:24.31	29.39s	29.43s
8	Paris Princess	3	2.9m	6.0m (1)	4.6m (1)	2:24.53	28.80s	30.37s
7	Imlika	4	9.4m	4.4m (0)	10.2m (1)	2:25.05	29.33s	30.44s
5	Bettor Cheer	5	35.8m	15.2m (1)	20.4m (1)	2:27.16	29.25s	31.67s
4	Terror Flying	6	36.7m	11.8m (0)	19.2m (0)	2:27.23	29.41s	31.83s
9	My Latin Lady	7	38.4m	10.4m (1)	13.8m (2)	2:27.37	29.10s	32.37s
6	Next To Me	8	39.9m	23.0m (0)	34.0m (0)	2:27.48	29.70s	30.95s
1	Whiskey Royale	9	44.5m	0.0m (0)	7.2m (0)	2:27.85	29.36s	33.33s

## Finish Position and metres gained

First Arrow shows distance gain/loss from 2nd Qtr to 3rd Qtr, Second Arrow shows distance gain/loss from 3rd Qtr to Finish  
Blue arrow indicates best gain in these quarters.



# Tamworth Race 6 Distance 1980m

Thursday, 20 March 2025


Gross Time: 2:25.80 MileRate: 1:58.50 LeadTime: 26.20s First Qtr: 31.30s Second Qtr: 29.80s Third Qtr: 28.90s Fourth Qtr: 29.60s

DATA TABLE: 800 / 400 Posi's are position from leader and (how wide the horse was at that position)

No	Horse	Plc	Mar	800 Posi	400 Posi	Time	3rd Qtr	4th Qt
7	Rocket Boy	1	0.0m	8.6m (0)	11.6m (1)	2:25.80	29.13s	28.75s
9	Lucky Beach Boy	2	3.8m	12.6m (0)	16.2m (1)	2:26.09	29.17s	28.69s
1	Adrenaline Rush	3	14.2m	0.0m (0)	0.0m (0)	2:26.90	28.89s	30.64s
6	Classic Arc	4	24.4m	8.4m (1)	21.2m (1)	2:27.69	29.83s	29.84s
4	Gotonebetter	5	25.3m	12.2m (1)	20.0m (2)	2:27.76	29.46s	29.99s
2	Mac Stubborn	6	26.4m	4.6m (0)	8.2m (0)	2:27.85	29.15s	30.94s
5	Rainbow Jet	7	29.8m	21.4m (0)	24.2m (0)	2:28.11	29.10s	30.01s
3	Rolamax	8	31.7m	16.2m (1)	28.0m (1)	2:28.26	29.75s	29.87s

## Finish Position and metres gained

First Arrow shows distance gain/loss from 2nd Qtr to 3rd Qtr, Second Arrow shows distance gain/loss from 3rd Qtr to Finish Blue arrow indicates best gain in these quarters.



8  
0  
0

Visual positions in race at 2nd Quarter



4  
0  
0

Visual positions in race at 3rd Quarter



# Tamworth Race 7 Distance 1609m

Thursday, 20 March 2025

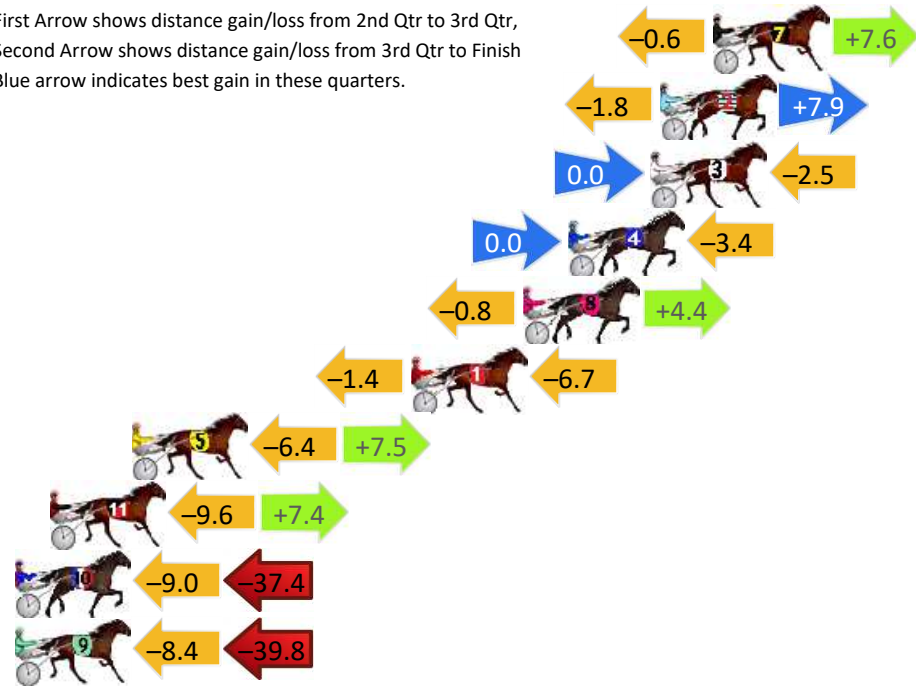
Gross Time: 1:57.80 MileRate: 1:57.80 LeadTime: 0.00s First Qtr: 28.50s Second Qtr: 30.00s Third Qtr: 28.50s Fourth Qtr: 30.80s

DATA TABLE: 800 / 400 Posi's are position from leader and (how wide the horse was at that position)

No	Horse	Plc	Mar	800 Posi	400 Posi	Time	3rd Qtr	4th Qt
7	Smolenski	1	0.0m	7.0m (1)	7.6m (1)	1:57.80	28.57s	30.22s
2	Heavenly Song	2	2.1m	8.2m (0)	10.0m (0)	1:57.97	28.66s	30.20s
3	Antetokounmpo	3	2.5m	0.0m (0)	0.0m (0)	1:58.00	28.49s	30.99s
4	Amillion Promises	4	5.8m	2.4m (1)	2.4m (1)	1:58.27	28.49s	31.06s
8	Shiralee	5	7.6m	11.2m (1)	12.0m (1)	1:58.41	28.57s	30.46s
1	Rippin Good Feelin	6	12.1m	4.0m (0)	5.4m (0)	1:58.77	28.58s	31.31s
5	Reds Good To Go	7	23.3m	24.4m (1)	30.8m (2)	1:59.68	28.99s	30.23s
11	Booker Bay	8	26.6m	24.4m (0)	34.0m (1)	1:59.94	29.23s	30.23s
10	Sky Diamond	9	66.6m	20.2m (0)	29.2m (0)	2:03.17	29.06s	33.66s
9	The African Queen	10	68.6m	20.4m (1)	28.8m (1)	2:03.33	29.01s	33.85s

## Finish Position and metres gained

First Arrow shows distance gain/loss from 2nd Qtr to 3rd Qtr, Second Arrow shows distance gain/loss from 3rd Qtr to Finish. Blue arrow indicates best gain in these quarters.



800

Visual positions in race at 2nd Quarter



400

Visual positions in race at 3rd Quarter



# Tamworth Race 8 Distance 1609m

Thursday, 20 March 2025


Gross Time: 1:57.40 MileRate: 1:57.40 LeadTime: 0.00s First Qtr: 29.60s Second Qtr: 30.70s Third Qtr: 28.70s Fourth Qtr: 28.40s

DATA TABLE: 800 / 400 Posi's are position from leader and (how wide the horse was at that position)

No	Horse	Plc	Mar	800 Posi	400 Posi	Time	3rd Qtr	4th Qt
1	Pure Dragon	1	0.0m	0.0m (0)	0.0m (0)	1:57.40	28.70s	28.40s
8	Colby	2	1.0m	8.0m (1)	8.0m (1)	1:57.47	28.70s	27.91s
7	Superbon	3	2.1m	4.0m (0)	4.0m (0)	1:57.56	28.70s	28.27s
9	Rock Fisherman	4	2.4m	12.4m (1)	12.0m (1)	1:57.58	28.67s	27.72s
10	Ashleys Blue Chip	5	3.3m	7.8m (0)	8.0m (0)	1:57.65	28.71s	28.07s
2	Thomas Royal	6	7.9m	4.0m (1)	3.8m (1)	1:57.99	28.69s	28.69s
4	Paratrouper	7	9.2m	16.4m (1)	16.4m (1)	1:58.09	28.70s	27.89s
5	Fast Tracker	8	10.4m	12.0m (0)	13.4m (0)	1:58.18	28.80s	28.19s
6	Abdicate	9	17.0m	20.4m (1)	20.4m (1)	1:58.67	28.70s	28.16s
3	Theartofinfusion	10	18.2m	16.2m (0)	18.6m (0)	1:58.76	28.87s	28.37s

## Finish Position and metres gained

First Arrow shows distance gain/loss from 2nd Qtr to 3rd Qtr, Second Arrow shows distance gain/loss from 3rd Qtr to Finish  
Blue arrow indicates best gain in these quarters.



800

Visual positions in race at 2nd Quarter



400

Visual positions in race at 3rd Quarter

