

Newcastle Race 1 Distance 1609m

Friday, 21 March 2025


Gross Time: 1:54.70 MileRate: 1:54.70 LeadTime: 0.00s First Qtr: 27.20s Second Qtr: 28.20s Third Qtr: 28.90s Fourth Qtr: 30.50s

DATA TABLE: 800 / 400 Posi's are position from leader and (how wide the horse was at that position)

No	Horse	Plc	Mar	800 Posi	400 Posi	Time	3rd Qtr	4th Qt
7	Sinbinned	1	0.0m	21.4m (1)	14.1m (2)	1:54.70	28.44s	29.46s
3	Sylvia Kay	2	1.0m	12.8m (1)	7.6m (1)	1:54.78	28.56s	30.02s
2	Mister Poverty	3	1.7m	4.6m (0)	5.4m (0)	1:54.84	28.98s	30.24s
8	Captain Dorian	4	4.3m	8.3m (1)	2.7m (1)	1:55.04	28.52s	30.64s
1	Penurious	5	5.6m	9.7m (0)	9.8m (0)	1:55.15	28.94s	30.23s
11	Grosestar	6	5.7m	22.3m (0)	18.4m (2)	1:55.15	28.70s	29.59s
4	Be Good Benny	7	6.3m	17.4m (1)	12.5m (1)	1:55.20	28.60s	30.08s
10	Double Lines	8	7.1m	18.3m (0)	17.3m (1)	1:55.27	28.90s	29.79s
9	Shadow Eclipse	9	7.7m	14.3m (0)	14.1m (0)	1:55.31	28.94s	30.07s
6	Double Said	10	10.2m	0.0m (0)	0.0m (0)	1:55.51	28.90s	31.31s

Finish Position and metres gained

First Arrow shows distance gain/loss from 2nd Qtr to 3rd Qtr, Second Arrow shows distance gain/loss from 3rd Qtr to Finish Blue arrow indicates best gain in these quarters.



8
0
0

Visual positions in race at 2nd Quarter



4
0
0

Visual positions in race at 3rd Quarter



Newcastle Race 2 Distance 2030m

Friday, 21 March 2025


Gross Time: 2:28.70 MileRate: 1:57.90 LeadTime: 29.00s First Qtr: 31.70s Second Qtr: 28.70s Third Qtr: 29.00s Fourth Qtr: 30.30s

DATA TABLE: 800 / 400 Posi's are position from leader and (how wide the horse was at that position)

No	Horse	Plc	Mar	800 Posi	400 Posi	Time	3rd Qtr	4th Qt
6	Stealth Bomba	1	0.0m	0.0m (0)	0.0m (0)	2:28.70	29.00s	30.30s
4	Ultra Bliss	2	1.1m	5.1m (0)	4.4m (0)	2:28.79	28.96s	30.07s
7	Ohwhatiwouldgive	3	1.4m	17.7m (1)	16.8m (2)	2:28.81	28.98s	29.17s
2	Flare Up	4	6.5m	14.6m (0)	22.3m (1)	2:29.22	29.60s	29.18s
1	Nifty Studleigh	5	6.9m	19.1m (0)	25.5m (2)	2:29.25	29.52s	28.97s
9	Bat Matson	6	9.5m	22.2m (1)	21.2m (2)	2:29.45	28.98s	29.49s
8	Cheddar Valley	7	11.1m	3.7m (1)	4.4m (1)	2:29.58	29.06s	30.86s
5	Watslavgottado	8	18.4m	13.2m (1)	13.0m (1)	2:30.16	29.02s	30.80s
10	Major Memphis	9	18.5m	7.6m (1)	7.6m (2)	2:30.17	29.02s	31.21s
3	Lachies Ideal	10	46.0m	10.1m (0)	25.0m (0)	2:32.35	30.12s	32.11s

Finish Position and metres gained

First Arrow shows distance gain/loss from 2nd Qtr to 3rd Qtr, Second Arrow shows distance gain/loss from 3rd Qtr to Finish
Blue arrow indicates best gain in these quarters.



800

Visual positions in race at 2nd Quarter



400

Visual positions in race at 3rd Quarter



Newcastle Race 3 Distance 2030m

Friday, 21 March 2025


Gross Time: 2:27.00 MileRate: 1:56.50 LeadTime: 29.20s First Qtr: 31.10s Second Qtr: 28.60s Third Qtr: 28.50s Fourth Qtr: 29.60s

DATA TABLE: 800 / 400 Posi's are position from leader and (how wide the horse was at that position)

No	Horse	Plc	Mar	800 Posi	400 Posi	Time	3rd Qtr	4th Qt
5	Ideal In Dreams	1	0.0m	17.8m (1)	16.6m (3)	2:27.00	28.44s	28.40s
6	John McLean	2	3.2m	0.0m (0)	0.0m (0)	2:27.25	28.50s	29.85s
4	Our Ideal Dream	3	7.2m	20.9m (0)	16.1m (1)	2:27.56	28.18s	29.00s
1	Never Know Charlie	4	7.7m	10.7m (0)	10.0m (0)	2:27.60	28.46s	29.48s
2	Selsey Bill	5	7.9m	6.2m (0)	5.0m (0)	2:27.61	28.42s	29.85s
10	Barnstormer	6	10.4m	14.7m (0)	13.6m (0)	2:27.81	28.44s	29.43s
7	First String	7	11.1m	8.8m (1)	8.3m (2)	2:27.86	28.48s	29.86s
3	Rocktagonal	8	21.7m	13.3m (1)	12.5m (2)	2:28.68	28.46s	30.38s
8	Major Mickey	9	57.9m	2.0m (1)	8.3m (1)	2:31.49	28.96s	33.49s

Finish Position and metres gained

First Arrow shows distance gain/loss from 2nd Qtr to 3rd Qtr, Second Arrow shows distance gain/loss from 3rd Qtr to Finish
Blue arrow indicates best gain in these quarters.



800

Visual positions in race at 2nd Quarter



400

Visual positions in race at 3rd Quarter



Newcastle Race 4 Distance 1609m


Friday, 21 March 2025

Gross Time: 1:52.10 MileRate: 1:52.10 LeadTime: 0.00s First Qtr: 28.90s Second Qtr: 28.40s Third Qtr: 27.80s Fourth Qtr: 27.90s

DATA TABLE: 800 / 400 Posi's are position from leader and (how wide the horse was at that position)


No	Horse	Plc	Mar	800 Posi	400 Posi	Time	3rd Qtr	4th Qt
6	Ryans Gangster	1	0.0m	0.0m (0)	0.0m (0)	1:52.10	27.80s	27.90s
2	Betterthanfederer	2	9.4m	9.3m (0)	8.7m (0)	1:52.79	27.76s	27.99s
1	Sally Bigtime	3	11.9m	4.6m (0)	4.6m (0)	1:52.97	27.80s	28.45s
4	Lous Dream	4	17.3m	16.5m (1)	16.8m (1)	1:53.37	27.82s	28.01s
3	Major Reason	5	21.1m	16.2m (0)	13.9m (0)	1:53.65	27.64s	28.49s
8	One Big Shew	6	22.0m	2.6m (1)	4.1m (1)	1:53.71	27.90s	29.23s
7	Ashark	7	25.0m	7.2m (1)	8.7m (1)	1:53.93	27.90s	29.13s
5	Wavethebill	8	41.3m	11.9m (1)	11.6m (2)	1:55.13	27.78s	30.13s

Finish Position and metres gained



800

Visual positions in race at 2nd Quarter



400

Visual positions in race at 3rd Quarter



Newcastle Race 5 Distance 1609m

Friday, 21 March 2025

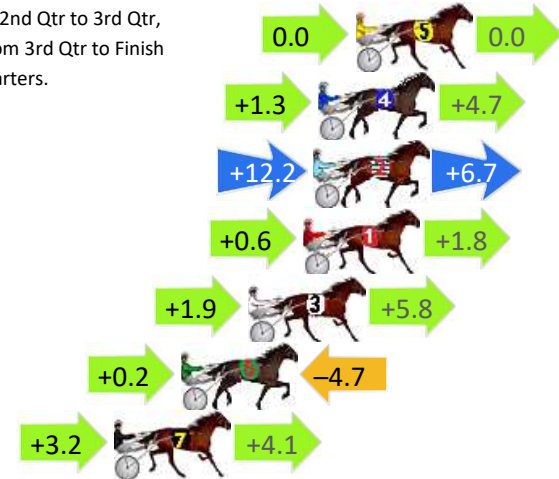
Gross Time: 1:55.20 MileRate: 1:55.20 LeadTime: 0.00s First Qtr: 27.50s Second Qtr: 30.40s Third Qtr: 28.90s Fourth Qtr: 28.40s

DATA TABLE: 800 / 400 Posi's are position from leader and (how wide the horse was at that position)

No	Horse	Plc	Mar	800 Posi	400 Posi	Time	3rd Qtr	4th Qt
5	Johnson Step	1	0.0m	0.0m (0)	0.0m (0)	1:55.20	28.90s	28.40s
4	Matt Gregors Boy	2	1.5m	7.5m (1)	6.2m (1)	1:55.31	28.80s	28.07s
2	Dance With Carmer	3	1.7m	20.6m (0)	8.4m (0)	1:55.33	28.02s	27.93s
1	Beancounter	4	2.1m	4.5m (0)	3.9m (0)	1:55.36	28.86s	28.28s
3	My Stella Rose	5	4.3m	12.0m (1)	10.1m (1)	1:55.52	28.76s	28.00s
6	Man From Braavos	6	7.0m	2.5m (1)	2.3m (1)	1:55.72	28.88s	28.76s
7	Peppa Bliss	7	9.7m	17.0m (1)	13.8m (1)	1:55.92	28.66s	28.14s

Finish Position and metres gained

First Arrow shows distance gain/loss from 2nd Qtr to 3rd Qtr, Second Arrow shows distance gain/loss from 3rd Qtr to Finish
Blue arrow indicates best gain in these quarters.



800

Visual positions in race at 2nd Quarter



400

Visual positions in race at 3rd Quarter



Newcastle Race 6 Distance 1609m

Friday, 21 March 2025


Gross Time: 1:57.70 MileRate: 1:57.70 LeadTime: 0.00s First Qtr: 28.00s Second Qtr: 30.80s Third Qtr: 30.00s Fourth Qtr: 28.90s

DATA TABLE: 800 / 400 Posi's are position from leader and (how wide the horse was at that position)

No	Horse	Plc	Mar	800 Posi	400 Posi	Time	3rd Qtr	4th Qt
10	Bodyline	1	0.0m	14.2m (1)	8.8m (2)	1:57.70	29.58s	28.26s
9	Tough Talks	2	5.4m	8.1m (0)	8.2m (0)	1:58.11	30.00s	28.71s
1	Audace	3	6.1m	3.8m (0)	4.4m (0)	1:58.16	30.04s	29.04s
2	Our Art Christian	4	6.5m	0.0m (0)	0.0m (0)	1:58.19	30.00s	29.39s
3	Johnny Dee	5	9.4m	9.9m (1)	10.4m (1)	1:58.41	30.02s	28.85s
7	Ire Of The Dragon	6	9.9m	12.3m (0)	12.0m (0)	1:58.45	29.96s	28.77s
8	War Western	7	10.0m	22.8m (1)	4.4m (2)	1:58.46	28.62s	29.34s
4	Secret Wish	8	11.0m	5.6m (1)	6.6m (1)	1:58.53	30.06s	29.25s
5	Yogi	9	11.4m	18.5m (1)	12.8m (2)	1:58.56	29.56s	28.82s
6	Marvella	10	17.5m	0.8m (1)	2.2m (1)	1:59.03	30.10s	30.07s

Finish Position and metres gained

First Arrow shows distance gain/loss from 2nd Qtr to 3rd Qtr,
Second Arrow shows distance gain/loss from 3rd Qtr to Finish
Blue arrow indicates best gain in these quarters.



800

Visual positions in race at 2nd Quarter



400

Visual positions in race at 3rd Quarter



Newcastle Race 7 Distance 1609m

Friday, 21 March 2025


Gross Time: 1:56.30 MileRate: 1:56.30 LeadTime: 0.00s First Qtr: 28.30s Second Qtr: 29.10s Third Qtr: 28.40s Fourth Qtr: 30.50s

DATA TABLE: 800 / 400 Posi's are position from leader and (how wide the horse was at that position)

No	Horse	Plc	Mar	800 Posi	400 Posi	Time	3rd Qtr	4th Qt
10	Walter Warlock	1	0.0m	17.3m (1)	15.9m (2)	1:56.30	28.34s	29.34s
5	Heez Reasonable	2	0.8m	8.2m (1)	9.8m (1)	1:56.36	28.54s	29.84s
4	Thripenny	3	1.0m	13.6m (0)	16.9m (0)	1:56.38	28.68s	29.34s
2	Sir Candy Cloud	4	1.8m	0.0m (0)	0.0m (0)	1:56.44	28.40s	30.64s
3	Major Doodle	5	4.5m	12.2m (1)	14.2m (1)	1:56.66	28.58s	29.82s
9	Weregointogetcha	6	6.4m	8.5m (0)	13.1m (0)	1:56.81	28.76s	30.05s
8	Summer Rockstar	7	9.5m	22.4m (1)	19.1m (1)	1:57.06	28.22s	29.86s
6	Cooindalai	8	10.4m	18.7m (0)	21.3m (0)	1:57.13	28.64s	29.77s
7	Betyoucan	9	19.8m	3.7m (1)	6.0m (1)	1:57.88	28.58s	31.64s
1	Carolsdiamond	10	21.3m	4.5m (0)	8.8m (0)	1:58.00	28.72s	31.56s

Finish Position and metres gained

First Arrow shows distance gain/loss from 2nd Qtr to 3rd Qtr, Second Arrow shows distance gain/loss from 3rd Qtr to Finish Blue arrow indicates best gain in these quarters.



800

Visual positions in race at 2nd Quarter



400

Visual positions in race at 3rd Quarter



Newcastle Race 8 Distance 1609m

Friday, 21 March 2025

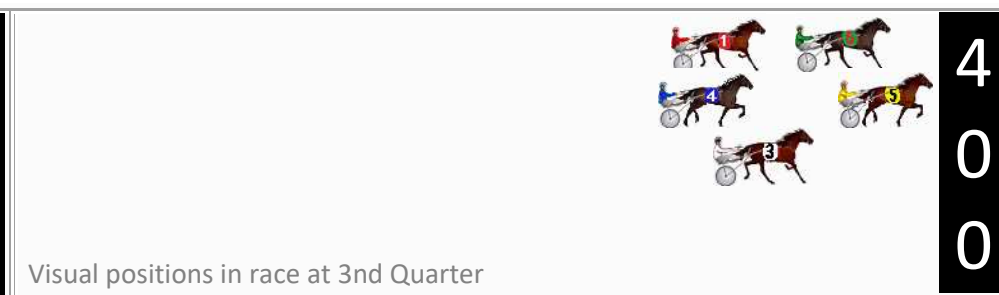

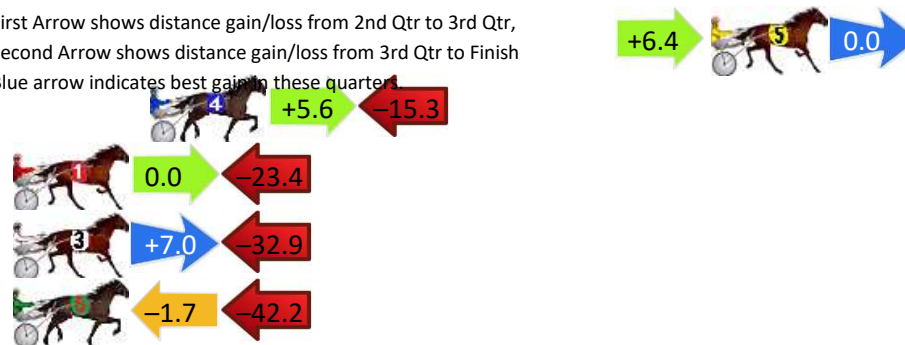
Gross Time: 1:54.60 MileRate: 1:54.60 LeadTime: 0.00s First Qtr: 27.30s Second Qtr: 29.20s Third Qtr: 28.90s Fourth Qtr: 29.20s

DATA TABLE: 800 / 400 Posi's are position from leader and (how wide the horse was at that position)

NoHorse	Plc	Mar	800 Posi	400 Posi	Time	3rd Qtr	4th Qt	
5	Conciliate	1	0.0m	6.4m (1)	0.0m (1)	1:54.60	28.44s	29.20s
4	Midnight Haze	2	22.5m	12.8m (0)	7.2m (1)	1:56.32	28.50s	30.40s
1	Bettor Crunch	3	30.1m	6.7m (0)	6.7m (0)	1:56.91	28.90s	31.03s
3	Grumpyshannon	4	37.9m	12.0m (1)	5.0m (2)	1:57.50	28.40s	31.74s
6	Seaside River	5	43.9m	0.0m (0)	1.7m (0)	1:57.96	29.02s	32.44s

Finish Position and metres gained

First Arrow shows distance gain/loss from 2nd Qtr to 3rd Qtr,
Second Arrow shows distance gain/loss from 3rd Qtr to Finish
Blue arrow indicates best gain in these quarters



Newcastle Race 9 Distance 1609m

Friday, 21 March 2025

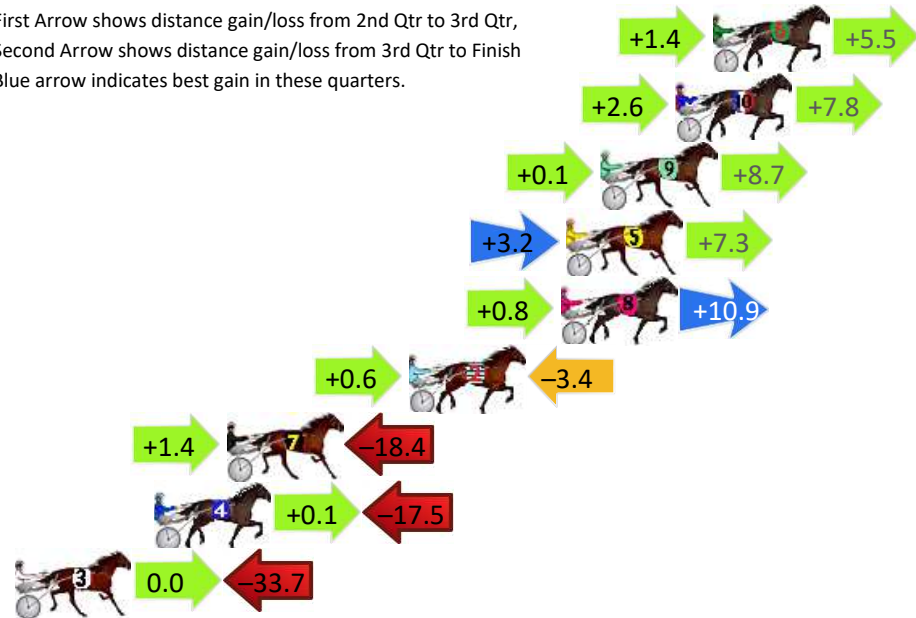
Gross Time: 1:56.20 MileRate: 1:56.20 LeadTime: 0.00s First Qtr: 27.50s Second Qtr: 30.00s Third Qtr: 29.00s Fourth Qtr: 29.70s

DATA TABLE: 800 / 400 Posi's are position from leader and (how wide the horse was at that position)

No	Horse	Plc	Mar	800 Posi	400 Posi	Time	3rd Qtr	4th Qt
6	Slingshot	1	0.0m	6.9m (1)	5.5m (1)	1:56.20	28.90s	29.30s
10	Uncle Gregory	2	1.5m	11.9m (1)	9.3m (1)	1:56.32	28.82s	29.14s
9	Kissmelvis	3	4.5m	13.3m (0)	13.2m (0)	1:56.55	29.00s	29.09s
5	Wallaroy Boy	4	5.9m	16.4m (1)	13.2m (1)	1:56.66	28.78s	29.20s
8	Rocknroll Tony	5	6.1m	17.8m (0)	17.0m (0)	1:56.67	28.96s	28.93s
2	Nightwatch Star	6	12.2m	9.4m (0)	8.8m (0)	1:57.15	28.96s	30.01s
7	Longwindingroad	7	19.5m	2.5m (1)	1.1m (1)	1:57.72	28.90s	31.14s
4	Hot Embers	8	22.4m	5.0m (0)	4.9m (0)	1:57.94	29.00s	31.08s
3	Western Ricki	9	33.7m	0.0m (0)	0.0m (0)	1:58.82	29.00s	32.32s

Finish Position and metres gained

First Arrow shows distance gain/loss from 2nd Qtr to 3rd Qtr, Second Arrow shows distance gain/loss from 3rd Qtr to Finish
Blue arrow indicates best gain in these quarters.



8
0
0

Visual positions in race at 2nd Quarter



4
0
0

Visual positions in race at 3rd Quarter

