

Wagga Riverina Race 1 Distance 1740m

Friday, 21 March 2025


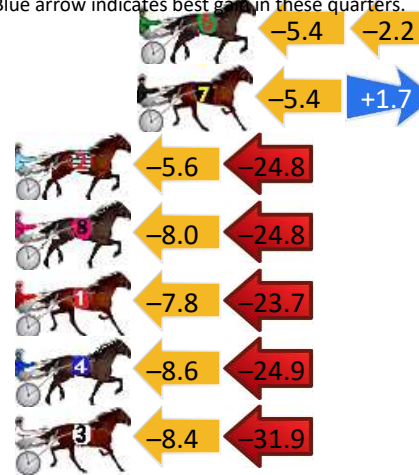
Gross Time: 2:03.80 MileRate: 1:54.50 LeadTime: 8.80s First Qtr: 28.70s Second Qtr: 30.00s Third Qtr: 28.30s Fourth Qtr: 28.00s

DATA TABLE: 800 / 400 Posi's are position from leader and (how wide the horse was at that position)


No	Horse	Plc	Mar	800 Posi	400 Posi	Time	3rd Qtr	4th Qt
5	Jumbo Jim	1	0.0m	0.0m (0)	0.0m (0)	2:03.80	28.30s	28.00s
6	Heavens Badgirl	2	23.0m	15.4m (1)	20.8m (2)	2:05.49	28.68s	28.15s
7	Royle Blood	3	23.1m	19.4m (1)	24.8m (2)	2:05.50	28.68s	27.88s
2	Adieu Mikennis	4	34.8m	4.4m (0)	10.0m (0)	2:06.36	28.70s	29.73s
8	Goodtime Jazzi	5	37.8m	5.0m (1)	13.0m (1)	2:06.58	28.87s	29.73s
1	Little Cool	6	40.1m	8.6m (0)	16.4m (0)	2:06.75	28.85s	29.65s
4	Rocknroll Upton	7	46.3m	12.8m (0)	21.4m (0)	2:07.21	28.91s	29.73s
3	I Am The Tornado	8	49.7m	9.4m (1)	17.8m (1)	2:07.46	28.90s	30.22s

Finish Position and metres gained

First Arrow shows distance gain/loss from 2nd Qtr to 3rd Qtr, Second Arrow shows distance gain/loss from 3rd Qtr to Finish
Blue arrow indicates best gain in these quarters.



Visual positions in race at 2nd Quarter



Visual positions in race at 3rd Quarter



Wagga Riverina Race 2 Distance 1740m

Friday, 21 March 2025

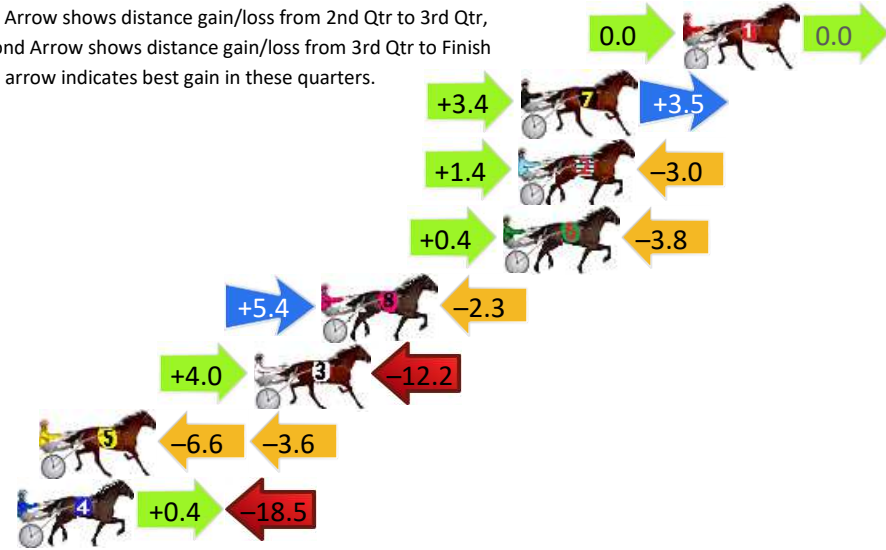
Gross Time: 2:05.40 MileRate: 1:55.90 LeadTime: 8.90s First Qtr: 29.60s Second Qtr: 28.60s Third Qtr: 29.00s Fourth Qtr: 29.30s

DATA TABLE: 800 / 400 Posi's are position from leader and (how wide the horse was at that position)

No	Horse	Plc	Mar	800 Posi	400 Posi	Time	3rd Qtr	4th Qt
1	Lachies Delight	1	0.0m	0.0m (0)	0.0m (1)	2:05.40	29.00s	29.30s
7	Life Gets Better	2	6.5m	13.4m (1)	10.0m (1)	2:05.90	28.75s	29.05s
2	Shez Bettors Babe	3	6.6m	5.0m (0)	3.6m (0)	2:05.91	28.90s	29.52s
6	Braebeach	4	7.2m	3.8m (1)	3.4m (2)	2:05.95	28.97s	29.58s
8	Humming Top	5	14.5m	17.6m (1)	12.2m (3)	2:06.51	28.61s	29.47s
3	Roll The Aces	6	17.2m	9.0m (0)	5.0m (1)	2:06.72	28.71s	30.19s
5	Barkway Margaret	7	25.8m	15.6m (0)	22.2m (0)	2:07.38	29.48s	29.56s
4	Burrabadine Dancer	8	26.7m	8.6m (1)	8.2m (2)	2:07.45	28.96s	30.65s

Finish Position and metres gained

First Arrow shows distance gain/loss from 2nd Qtr to 3rd Qtr, Second Arrow shows distance gain/loss from 3rd Qtr to Finish. Blue arrow indicates best gain in these quarters.



800

Visual positions in race at 2nd Quarter



400

Visual positions in race at 3rd Quarter



Wagga Riverina Race 3 Distance 1740m

Friday, 21 March 2025

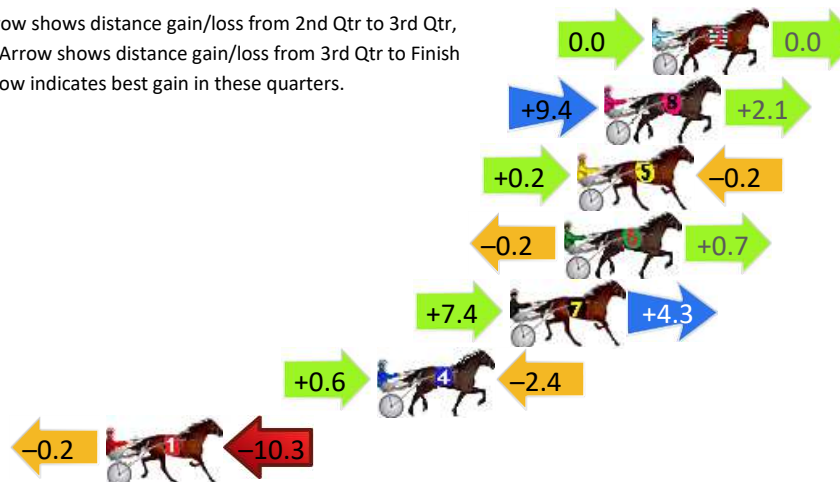
Gross Time: 2:05.70 MileRate: 1:56.20 LeadTime: 8.70s First Qtr: 30.00s Second Qtr: 29.30s Third Qtr: 28.70s Fourth Qtr: 29.00s

DATA TABLE: 800 / 400 Posi's are position from leader and (how wide the horse was at that position)

No	Horse	Plc	Mar	800 Posi	400 Posi	Time	3rd Qtr	4th Qt
2	Fiftyshadesofhay	1	0.0m	0.0m (0)	0.0m (0)	2:05.70	28.70s	29.00s
8	Paddy Mach	2	1.9m	13.4m (1)	4.0m (2)	2:05.84	28.03s	28.85s
5	The Clock Winder	3	3.0m	3.0m (1)	2.8m (1)	2:05.93	28.69s	29.01s
6	Betterthantheboyz	4	3.5m	4.0m (0)	4.2m (0)	2:05.97	28.71s	28.95s
7	Hes A Terror	5	5.7m	17.4m (1)	10.0m (2)	2:06.13	28.17s	28.69s
4	Blues Terror	6	11.0m	9.2m (1)	8.6m (1)	2:06.54	28.66s	29.17s
1	Ultimate Me	7	21.9m	11.4m (0)	11.6m (0)	2:07.37	28.71s	29.74s

Finish Position and metres gained

First Arrow shows distance gain/loss from 2nd Qtr to 3rd Qtr, Second Arrow shows distance gain/loss from 3rd Qtr to Finish Blue arrow indicates best gain in these quarters.



800

Visual positions in race at 2nd Quarter



400

Visual positions in race at 3rd Quarter



Wagga Riverina Race 4 Distance 1740m

Friday, 21 March 2025

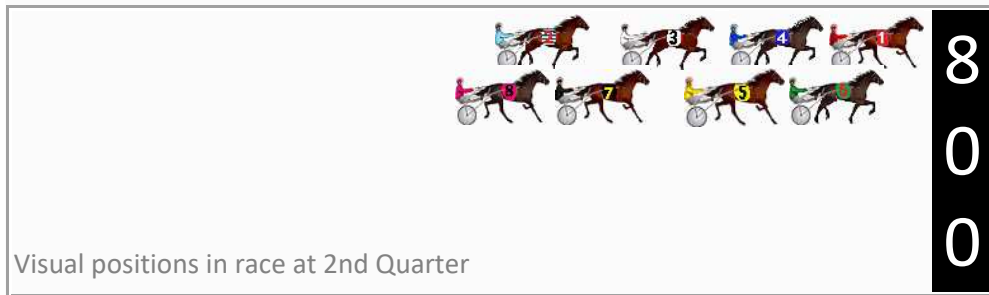
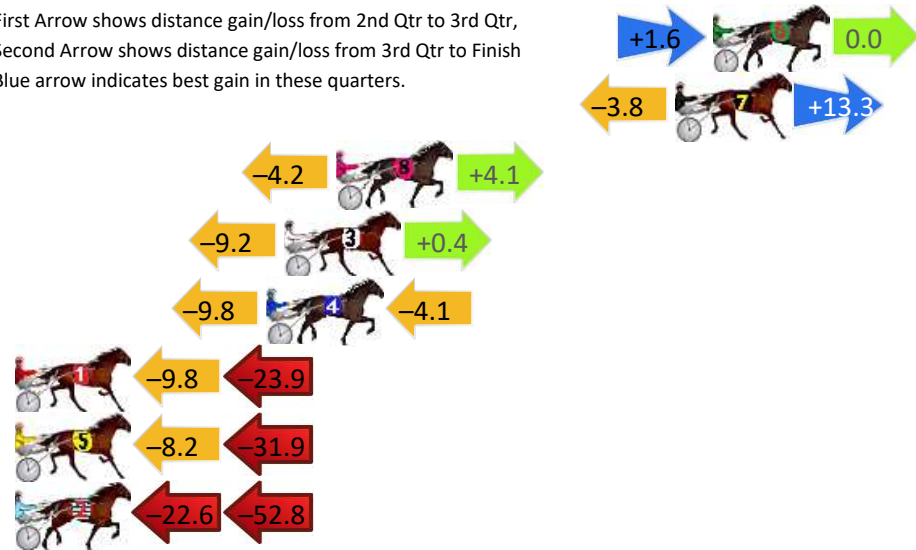
Gross Time: 2:03.90 MileRate: 1:54.50 LeadTime: 8.50s First Qtr: 28.30s Second Qtr: 28.70s Third Qtr: 28.20s Fourth Qtr: 30.20s

DATA TABLE: 800 / 400 Posi's are position from leader and (how wide the horse was at that position)

No	Horse	Plc	Mar	800 Posi	400 Posi	Time	3rd Qtr	4th Qt
6	Lieutenant Arden	1	0.0m	1.6m (1)	0.0m (0)	2:03.90	28.08s	30.20s
7	We Dealin Diamonds	2	1.5m	11.0m (1)	14.8m (2)	2:04.02	28.51s	29.20s
8	Bonjorge	3	15.1m	15.0m (1)	19.2m (2)	2:05.09	28.52s	29.89s
3	Beer Money	4	17.2m	8.4m (0)	17.6m (0)	2:05.26	28.87s	30.17s
4	American Sugar	5	17.9m	4.0m (0)	13.8m (0)	2:05.32	28.90s	30.51s
1	Captain Cheddar	6	33.7m	0.0m (0)	9.8m (0)	2:06.56	28.85s	31.99s
5	Arts Fella	7	45.9m	5.8m (1)	14.0m (1)	2:07.53	28.72s	32.59s
2	Barkway Arian	8	88.8m	13.4m (0)	36.0m (0)	2:10.92	29.71s	34.16s

Finish Position and metres gained

First Arrow shows distance gain/loss from 2nd Qtr to 3rd Qtr, Second Arrow shows distance gain/loss from 3rd Qtr to Finish Blue arrow indicates best gain in these quarters.



Wagga Riverina Race 5 Distance 1740m

Friday, 21 March 2025


Gross Time: 2:04.40 MileRate: 1:55.00 LeadTime: 8.70s First Qtr: 28.70s Second Qtr: 30.10s Third Qtr: 29.30s Fourth Qtr: 27.60s

DATA TABLE: 800 / 400 Posi's are position from leader and (how wide the horse was at that position)

No	Horse	Plc	Mar	800 Posi	400 Posi	Time	3rd Qtr	4th Qt
6	Catchafire	1	0.0m	0.0m (0)	0.0m (0)	2:04.40	29.30s	27.60s
8	Bubby To Base	2	1.9m	8.0m (1)	7.6m (2)	2:04.54	29.26s	27.21s
4	She Haunts Em	3	8.3m	4.0m (0)	4.2m (0)	2:05.00	29.32s	27.88s
3	Unchainmyart	4	14.7m	4.0m (1)	4.2m (1)	2:05.47	29.34s	28.32s
7	Always Be Brendan	5	15.4m	16.6m (1)	15.8m (3)	2:05.52	29.24s	27.57s
5	The Irishman	6	17.5m	12.4m (1)	12.0m (2)	2:05.67	29.28s	27.98s
2	Mirador Lass	7	21.6m	8.0m (0)	9.0m (0)	2:05.97	29.40s	28.46s
9	Wamboyneinamerica	8	24.9m	17.0m (0)	18.6m (1)	2:06.21	29.43s	28.03s
1	Dee Terror	9	32.2m	12.4m (0)	15.4m (0)	2:06.74	29.55s	28.75s

Finish Position and metres gained

First Arrow shows distance gain/loss from 2nd Qtr to 3rd Qtr, Second Arrow shows distance gain/loss from 3rd Qtr to Finish Blue arrow indicates best gain in these quarters.



800

Visual positions in race at 2nd Quarter



400

Visual positions in race at 3rd Quarter



Wagga Riverina Race 6 Distance 1740m

Friday, 21 March 2025


Gross Time: 2:06.40 MileRate: 1:56.90 LeadTime: 8.30s First Qtr: 27.90s Second Qtr: 32.10s Third Qtr: 29.60s Fourth Qtr: 28.50s

DATA TABLE: 800 / 400 Posi's are position from leader and (how wide the horse was at that position)

No	Horse	Plc	Mar	800 Posi	400 Posi	Time	3rd Qtr	4th Qt
6	Brooklyns Best	1	0.0m	11.6m (1)	9.8m (3)	2:06.40	29.46s	27.81s
8	Kissed By A Rose	2	1.4m	0.0m (0)	0.0m (0)	2:06.50	29.60s	28.60s
5	The Talk	3	5.4m	15.8m (1)	13.8m (3)	2:06.80	29.44s	27.90s
1	Master Gouda	4	9.1m	8.4m (0)	8.2m (0)	2:07.08	29.59s	28.56s
9	Rock The Nation	5	10.7m	13.0m (0)	13.0m (0)	2:07.20	29.60s	28.34s
3	My Courtell	6	15.0m	7.6m (1)	5.2m (3)	2:07.52	29.44s	29.19s
4	Smokin Pocket	7	15.5m	4.0m (0)	8.6m (1)	2:07.56	29.94s	28.99s
7	Bracken Warrior	8	78.6m	3.2m (1)	7.8m (2)	2:12.28	30.03s	33.52s


Finish Position and metres gained

First Arrow shows distance gain/loss from 2nd Qtr to 3rd Qtr, Second Arrow shows distance gain/loss from 3rd Qtr to Finish
Blue arrow indicates best gain in these quarters.



800

Visual positions in race at 2nd Quarter



400

Visual positions in race at 3rd Quarter



Wagga Riverina Race 7 Distance 1740m

Friday, 21 March 2025


Gross Time: 2:07.90 MileRate: 1:58.30 LeadTime: 8.40s First Qtr: 29.50s Second Qtr: 31.80s Third Qtr: 29.70s Fourth Qtr: 28.50s

DATA TABLE: 800 / 400 Posi's are position from leader and (how wide the horse was at that position)

No	Horse	Plc	Mar	800 Posi	400 Posi	Time	3rd Qtr	4th Qt
5	Millwood Grace	1	0.0m	4.4m (0)	4.2m (0)	2:07.90	29.68s	28.20s
10	Our Rocky	2	1.3m	11.8m (1)	4.4m (1)	2:08.00	29.16s	28.28s
3	Fresh Prince	3	1.4m	0.0m (0)	0.0m (0)	2:08.00	29.70s	28.60s
7	Burton	4	1.5m	20.6m (0)	14.2m (1)	2:08.01	29.22s	27.60s
8	Bettors Moon	5	2.9m	20.4m (1)	13.6m (2)	2:08.12	29.19s	27.74s
4	Redbank Harry	6	4.7m	16.0m (1)	8.6m (1)	2:08.25	29.16s	28.22s
9	Major Huss	7	5.3m	12.4m (0)	12.4m (0)	2:08.30	29.69s	28.00s
11	Ole Chester	8	6.6m	16.4m (0)	16.8m (0)	2:08.39	29.71s	27.78s
2	Holme Boy	9	10.3m	7.6m (1)	0.4m (1)	2:08.67	29.19s	29.20s
1	Lessismore	10	11.5m	8.4m (0)	8.2m (0)	2:08.76	29.69s	28.73s

Finish Position and metres gained

First Arrow shows distance gain/loss from 2nd Qtr to 3rd Qtr, Second Arrow shows distance gain/loss from 3rd Qtr to Finish
Blue arrow indicates best gain in these quarters.



800

Visual positions in race at 2nd Quarter



400

Visual positions in race at 3rd Quarter



Wagga Riverina Race 8 Distance 1740m

Friday, 21 March 2025

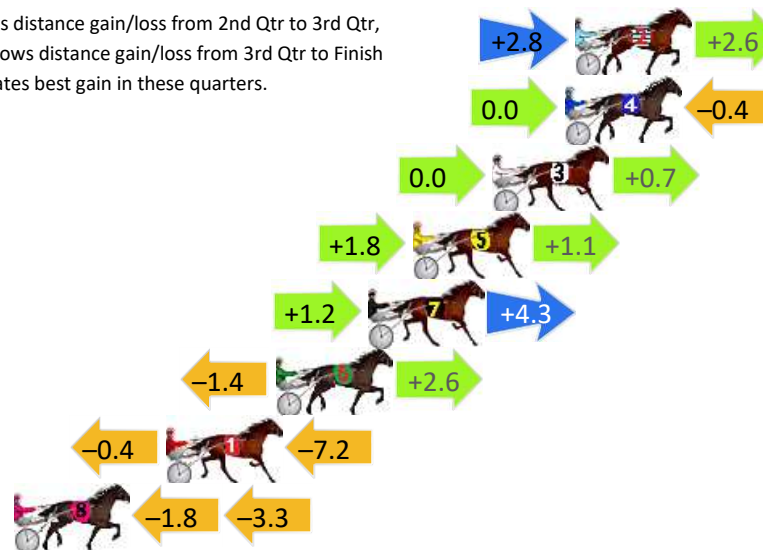
Gross Time: 2:04.90 MileRate: 1:55.50 LeadTime: 8.30s First Qtr: 29.70s Second Qtr: 31.10s Third Qtr: 28.90s Fourth Qtr: 26.90s

DATA TABLE: 800 / 400 Posi's are position from leader and (how wide the horse was at that position)

No	Horse	Plc	Mar	800 Posi	400 Posi	Time	3rd Qtr	4th Qt
2	Guilty Party	1	0.0m	5.4m (1)	2.6m (1)	2:04.90	28.70s	26.73s
4	My Crackling Rosie	2	0.4m	0.0m (0)	0.0m (0)	2:04.93	28.90s	26.93s
3	Skittle Bomb	3	3.3m	4.0m (0)	4.0m (0)	2:05.13	28.90s	26.85s
5	Im Alrite	4	6.5m	9.4m (1)	7.6m (1)	2:05.36	28.77s	26.83s
7	Tizzy Lizzie	5	8.3m	13.8m (1)	12.6m (1)	2:05.49	28.81s	26.61s
6	Raging Sea	6	12.0m	13.2m (0)	14.6m (0)	2:05.75	28.99s	26.73s
1	Hello I Tea	7	16.4m	8.8m (0)	9.2m (0)	2:06.06	28.95s	27.38s
8	My Ultimate Harry	8	22.5m	17.4m (0)	19.2m (0)	2:06.49	29.03s	27.12s

Finish Position and metres gained

First Arrow shows distance gain/loss from 2nd Qtr to 3rd Qtr, Second Arrow shows distance gain/loss from 3rd Qtr to Finish Blue arrow indicates best gain in these quarters.



800

Visual positions in race at 2nd Quarter



400

Visual positions in race at 3rd Quarter

