

Menangle Race 1 Distance 1609m

Saturday, 22 March 2025

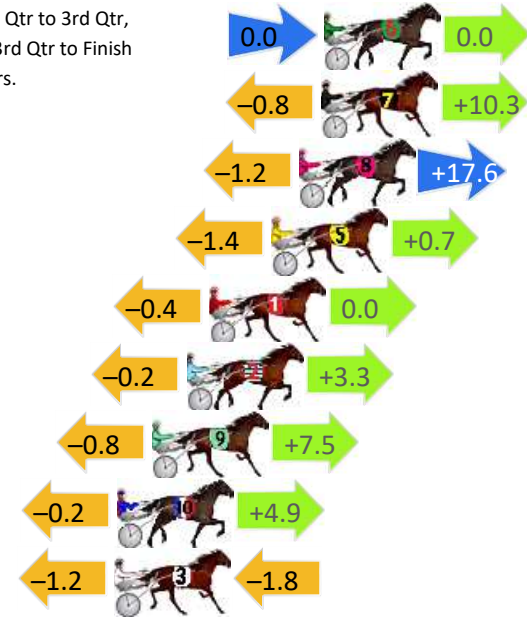
Gross Time: 1:50.80 MileRate: 1:50.80 LeadTime: 0.00s First Qtr: 26.80s Second Qtr: 29.00s Third Qtr: 27.30s Fourth Qtr: 27.70s

DATA TABLE: 800 / 400 Posi's are position from leader and (how wide the horse was at that position)

No	Horse	Plc	Mar	800 Posi	400 Posi	Time	3rd Qtr	4th Qt
6	Royal Cruiser	1	0.0m	0.0m (0)	0.0m (0)	1:50.80	27.30s	27.70s
7	Dashing	2	0.1m	9.6m (1)	10.4m (2)	1:50.81	27.36s	26.99s
8	Pandaia	3	1.0m	17.4m (0)	18.6m (2)	1:50.87	27.39s	26.49s
5	Chevron Art	4	2.1m	1.4m (1)	2.8m (1)	1:50.95	27.40s	27.65s
1	Captains Catch	5	4.6m	4.2m (0)	4.6m (0)	1:51.14	27.33s	27.70s
2	Double Fear	6	5.5m	8.6m (0)	8.8m (0)	1:51.20	27.32s	27.47s
9	Major Major	7	6.9m	13.6m (1)	14.4m (2)	1:51.30	27.36s	27.18s
10	Craftmans Charlie	8	8.3m	13.0m (0)	13.2m (0)	1:51.40	27.32s	27.36s
3	Mick Danger	9	8.4m	5.4m (1)	6.6m (1)	1:51.41	27.38s	27.82s

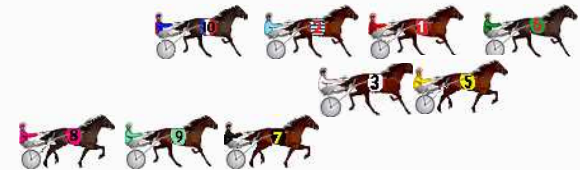
Finish Position and metres gained

First Arrow shows distance gain/loss from 2nd Qtr to 3rd Qtr, Second Arrow shows distance gain/loss from 3rd Qtr to Finish
Blue arrow indicates best gain in these quarters.



800

Visual positions in race at 2nd Quarter



400

Visual positions in race at 3rd Quarter



Menangle Race 2 Distance 1609m

Saturday, 22 March 2025

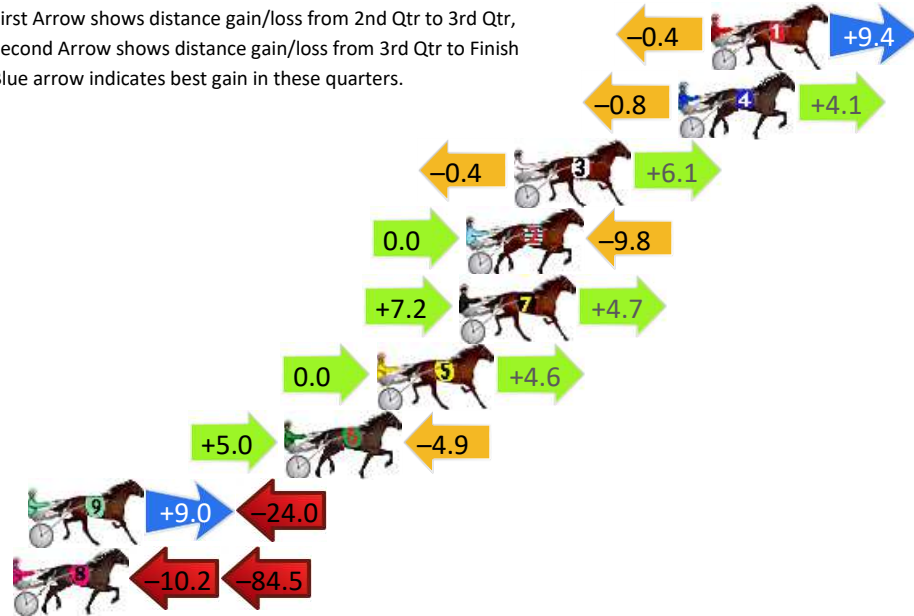
Gross Time: 1:51.30 MileRate: 1:51.30 LeadTime: 0.00s First Qtr: 26.50s Second Qtr: 29.50s Third Qtr: 28.00s Fourth Qtr: 27.30s

DATA TABLE: 800 / 400 Posi's are position from leader and (how wide the horse was at that position)

No	Horse	Plc	Mar	800 Posi	400 Posi	Time	3rd Qtr	4th Qt
1	Franco Tyson	1	0.0m	9.0m (0)	9.4m (0)	1:51.30	28.02s	26.66s
4	Our Goat	2	1.3m	4.6m (0)	5.4m (0)	1:51.39	28.05s	27.02s
3	Swell Time	3	7.9m	13.6m (0)	14.0m (0)	1:51.87	28.02s	26.89s
2	Kaysans Rock	4	9.8m	0.0m (0)	0.0m (0)	1:52.00	28.01s	27.97s
7	El Camino	5	10.1m	22.0m (1)	14.8m (2)	1:52.03	27.50s	26.98s
5	Rio De Janeiro Blue	6	13.4m	18.0m (0)	18.0m (1)	1:52.26	28.00s	26.99s
6	Ourtreachorous Reign	7	17.1m	17.2m (1)	12.2m (1)	1:52.53	27.66s	27.63s
9	Aliberto	8	27.4m	12.4m (1)	3.4m (1)	1:53.27	27.40s	28.93s
8	Obadiah Dragon	9	117.9m	23.2m (0)	33.4m (0)	1:59.77	28.77s	33.03s

Finish Position and metres gained

First Arrow shows distance gain/loss from 2nd Qtr to 3rd Qtr, Second Arrow shows distance gain/loss from 3rd Qtr to Finish. Blue arrow indicates best gain in these quarters.



800

Visual positions in race at 2nd Quarter



400

Visual positions in race at 3rd Quarter

Menangle Race 3 Distance 2300m

Saturday, 22 March 2025




Gross Time: 2:44.60 MileRate: 1:55.20 LeadTime: 47.60s First Qtr: 29.10s Second Qtr: 31.00s Third Qtr: 29.10s Fourth Qtr: 27.80s

DATA TABLE: 800 / 400 Posi's are position from leader and (how wide the horse was at that position)

No	Horse	Plc	Mar	800 Posi	400 Posi	Time	3rd Qtr	4th Qt
11	Speculating	1	0.0m	0.0m (0)	0.0m (0)	2:44.60	29.10s	27.80s
8	Itzmineontheline	2	0.4m	17.2m (1)	15.2m (1)	2:44.63	28.93s	26.78s
4	Bartello	3	0.8m	8.8m (1)	6.8m (1)	2:44.66	28.95s	27.39s
7	Red Reactor	4	3.2m	13.0m (1)	11.0m (1)	2:44.83	28.95s	27.26s
1	Montefiore	5	3.7m	4.6m (1)	2.8m (1)	2:44.87	28.97s	27.86s
10	Jalaneel	6	5.6m	8.2m (0)	8.6m (0)	2:45.01	29.12s	27.59s
2	Goodtime Bravo	7	7.6m	16.2m (0)	16.8m (0)	2:45.16	29.13s	27.16s
3	Dan Fernando	8	15.9m	12.2m (0)	12.8m (0)	2:45.76	29.15s	28.01s
5	Marathon Man	9	19.2m	4.2m (0)	4.6m (0)	2:46.00	29.15s	28.81s
6	Smaltese	10	43.3m	34.0m (0)	23.8m (0)	2:47.77	28.41s	29.15s

Finish Position and metres gained

First Arrow shows distance gain/loss from 2nd Qtr to 3rd Qtr, Second Arrow shows distance gain/loss from 3rd Qtr to Finish
Blue arrow indicates best gain in these quarters.



Menangle Race 4 Distance 1609m

Saturday, 22 March 2025




Gross Time: 1:53.60 MileRate: 1:53.60 LeadTime: 0.00s First Qtr: 27.20s Second Qtr: 30.40s Third Qtr: 28.70s Fourth Qtr: 27.30s

DATA TABLE: 800 / 400 Posi's are position from leader and (how wide the horse was at that position)

No	Horse	Plc	Mar	800 Posi	400 Posi	Time	3rd Qtr	4th Qt
9	Maria Allegonda	1	0.0m	0.0m (0)	0.0m (0)	1:53.60	28.70s	27.30s
7	Kia Ora Beauty	2	3.1m	15.8m (1)	11.2m (1)	1:53.82	28.37s	26.75s
6	Tallulah Lee	3	3.8m	11.4m (1)	6.6m (1)	1:53.87	28.36s	27.11s
8	Joelita	4	4.9m	20.2m (1)	15.2m (1)	1:53.95	28.33s	26.60s
11	Just As Well	5	5.5m	4.0m (0)	4.2m (0)	1:54.00	28.72s	27.39s
4	Cyclone Bella	6	6.2m	7.0m (1)	2.6m (1)	1:54.05	28.40s	27.54s
2	Crackabrie	7	10.2m	12.0m (0)	12.6m (0)	1:54.33	28.74s	27.14s
3	Harleequin	8	12.4m	16.0m (0)	17.0m (0)	1:54.49	28.76s	26.99s
1	Jacqueline Rose	9	13.4m	8.0m (0)	8.6m (0)	1:54.56	28.75s	27.63s
5	Oceanic Art	10	15.6m	24.6m (1)	19.0m (2)	1:54.72	28.30s	27.07s

Finish Position and metres gained

First Arrow shows distance gain/loss from 2nd Qtr to 3rd Qtr, Second Arrow shows distance gain/loss from 3rd Qtr to Finish Blue arrow indicates best gain in these quarters.



Menangle Race 5 Distance 1609m

Saturday, 22 March 2025


Gross Time: 1:49.20 MileRate: 1:49.20 LeadTime: 0.00s First Qtr: 25.70s Second Qtr: 27.60s Third Qtr: 27.20s Fourth Qtr: 28.40s

DATA TABLE: 800 / 400 Posi's are position from leader and (how wide the horse was at that position)

No	Horse	Plc	Mar	800 Posi	400 Posi	Time	3rd Qtr	4th Qt
4	Timmy Rictor	1	0.0m	14.4m (1)	12.4m (2)	1:49.20	27.08s	27.52s
11	No Heart Throb	2	3.0m	5.0m (1)	4.2m (1)	1:49.42	27.15s	28.32s
7	Diamond Eclipse	3	7.3m	9.6m (1)	8.4m (1)	1:49.74	27.12s	28.32s
12	Sweetheart Bart	4	8.1m	0.0m (1)	0.0m (1)	1:49.80	27.19s	28.97s
5	Art Of Terror	5	8.5m	15.4m (0)	16.4m (1)	1:49.83	27.28s	27.84s
8	Scared Stiff	6	11.5m	20.0m (1)	16.4m (2)	1:50.06	26.96s	28.05s
3	Applied	7	15.0m	10.6m (0)	12.4m (1)	1:50.32	27.32s	28.58s
1	Island Bouhinia	8	18.0m	6.0m (0)	8.0m (0)	1:50.54	27.32s	29.11s
9	Supa American	9	19.5m	0.8m (0)	1.8m (0)	1:50.65	27.24s	29.65s
10	One For The Rodi	10	20.5m	20.2m (0)	20.4m (1)	1:50.73	27.21s	28.41s

Finish Position and metres gained

First Arrow shows distance gain/loss from 2nd Qtr to 3rd Qtr, Second Arrow shows distance gain/loss from 3rd Qtr to Finish
Blue arrow indicates best gain in these quarters.



Visual positions in race at 2nd Quarter



Visual positions in race at 3rd Quarter


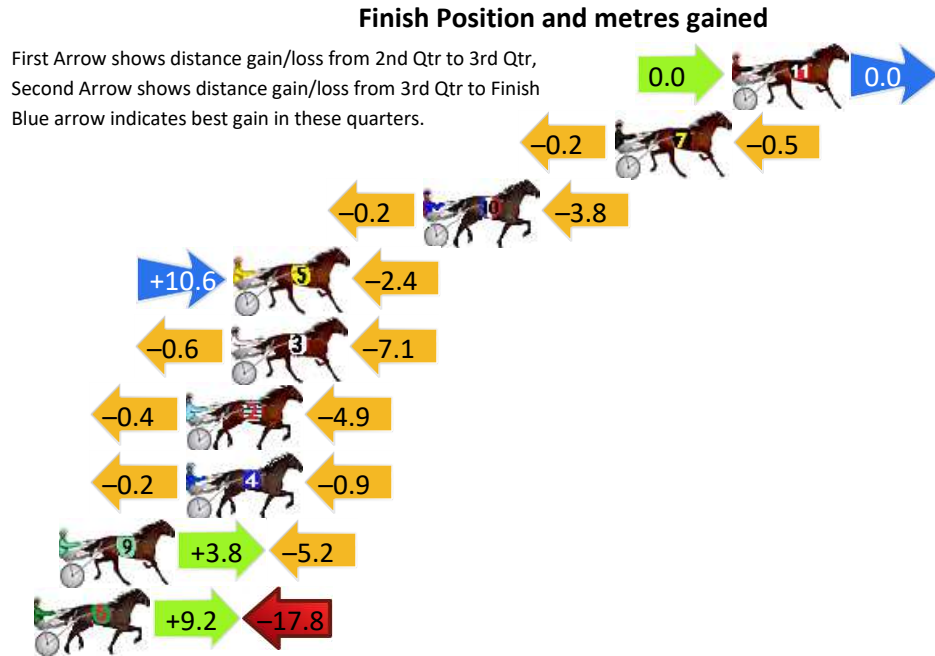
Menangle Race 6 Distance 1609m

Saturday, 22 March 2025

Gross Time: 1:49.30 MileRate: 1:49.30 LeadTime: 0.00s First Qtr: 26.50s Second Qtr: 28.60s Third Qtr: 28.30s Fourth Qtr: 25.90s

DATA TABLE: 800 / 400 Posi's are position from leader and (how wide the horse was at that position)

No	Horse	Plc	Mar	800 Posi	400 Posi	Time	3rd Qtr	4th Qt
11	Don Hugo	1	0.0m	0.0m (0)	0.0m (0)	1:49.30	28.30s	25.90s
7	Im The Falcon	2	4.7m	4.0m (0)	4.2m (0)	1:49.62	28.31s	25.93s
10	Montalbano	3	12.4m	8.4m (0)	8.6m (0)	1:50.15	28.32s	26.14s
5	Tay Tay	4	20.0m	28.2m (1)	17.6m (1)	1:50.67	27.59s	26.05s
3	Whereyabinboppin	5	20.1m	12.4m (0)	13.0m (0)	1:50.67	28.36s	26.36s
2	Im Presi Belle	6	21.9m	16.6m (0)	17.0m (0)	1:50.80	28.34s	26.22s
4	Terry	6	21.9m	20.8m (0)	21.0m (0)	1:50.80	28.32s	25.96s
9	Kanena Provlima	8	27.0m	25.6m (0)	21.8m (1)	1:51.15	28.06s	26.23s
6	Ardens Ace	9	31.4m	22.8m (1)	13.6m (1)	1:51.45	27.73s	27.05s



Menangle Race 7 Distance 1609m

Saturday, 22 March 2025

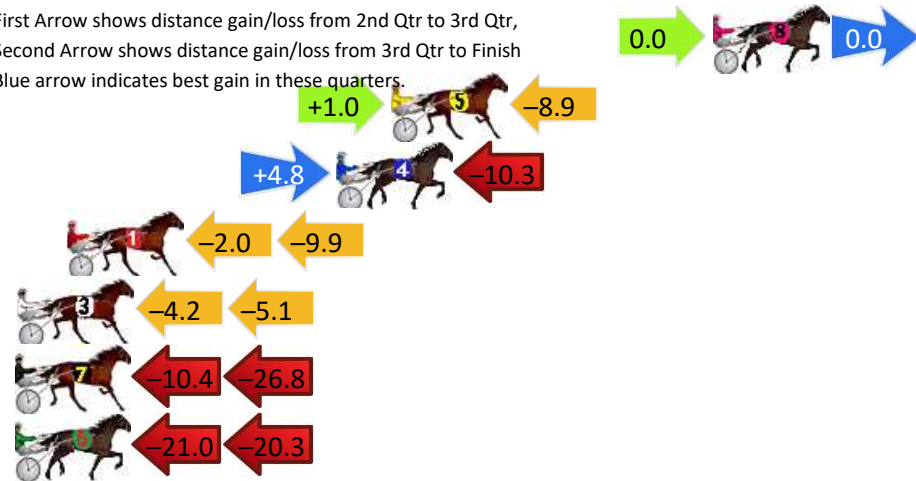
Gross Time: 1:52.10 MileRate: 1:52.10 LeadTime: 0.00s First Qtr: 27.50s Second Qtr: 29.80s Third Qtr: 27.20s Fourth Qtr: 27.60s

DATA TABLE: 800 / 400 Posi's are position from leader and (how wide the horse was at that position)

No	Horse	Plc	Mar	800 Posi	400 Posi	Time	3rd Qtr	4th Qt
8	The Locomotive	1	0.0m	0.0m (0)	0.0m (0)	1:52.10	27.20s	27.60s
5	Hanover Da Moon	2	12.9m	5.0m (0)	4.0m (0)	1:53.04	27.13s	28.21s
4	London To A Brick	3	15.1m	9.6m (0)	4.8m (1)	1:53.20	26.87s	28.31s
1	Sunny Gee	4	25.9m	14.0m (0)	16.0m (0)	1:53.98	27.33s	28.28s
3	Aldebaran Jensen	5	27.9m	18.6m (0)	22.8m (0)	1:54.13	27.48s	27.95s
7	Doff Your Cap	6	50.4m	13.2m (1)	23.6m (1)	1:55.76	27.90s	29.44s
6	Constantinople	7	59.3m	18.0m (1)	39.0m (0)	1:56.41	28.62s	28.99s

Finish Position and metres gained

First Arrow shows distance gain/loss from 2nd Qtr to 3rd Qtr,
Second Arrow shows distance gain/loss from 3rd Qtr to Finish
Blue arrow indicates best gain in these quarters.



8
0
0

Visual positions in race at 2nd Quarter



4
0
0

Visual positions in race at 3rd Quarter



Menangle Race 8 Distance 1609m

Saturday, 22 March 2025

Gross Time: 1:50.20 MileRate: 1:50.20 LeadTime: 0.00s First Qtr: 27.30s Second Qtr: 28.20s Third Qtr: 27.40s Fourth Qtr: 27.30s

DATA TABLE: 800 / 400 Posi's are position from leader and (how wide the horse was at that position)

No	Horse	Plc	Mar	800 Posi	400 Posi	Time	3rd Qtr	4th Qt
7	Major Perry	1	0.0m	4.4m (0)	4.0m (0)	1:50.20	27.37s	27.03s
11	Fire Fox	2	2.6m	0.0m (0)	0.0m (0)	1:50.39	27.40s	27.48s
5	Lochinvar Jag	3	6.6m	8.6m (0)	8.2m (0)	1:50.67	27.37s	27.19s
10	Jay Ok	4	12.9m	27.2m (1)	24.8m (0)	1:51.13	27.24s	26.49s
3	Classic Mission	5	14.4m	19.6m (0)	19.6m (0)	1:51.23	27.40s	26.95s
1	Titian Raider	6	17.3m	13.2m (0)	13.4m (0)	1:51.44	27.41s	27.56s
2	Dance And Deliver	7	20.3m	14.6m (1)	23.6m (1)	1:51.66	28.01s	27.08s
9	Mach Da Vinci	8	34.8m	23.2m (1)	31.8m (2)	1:52.70	27.99s	27.50s
4	Double Act	9	35.7m	19.2m (1)	28.4m (1)	1:52.77	28.03s	27.80s
8	Line Up	10	406.8m	10.0m (1)	26.4m (3)	2:19.44	28.56s	53.12s

Finish Position and metres gained

First Arrow shows distance gain/loss from 2nd Qtr to 3rd Qtr, Second Arrow shows distance gain/loss from 3rd Qtr to Finish
Blue arrow indicates best gain in these quarters.

