

# Dubbo Race 1 Distance 2120m

Sunday, 23 March 2025




Gross Time: 2:38.50 MileRate: 2:00.40 LeadTime: 38.00s First Qtr: 29.70s Second Qtr: 31.00s Third Qtr: 29.40s Fourth Qtr: 30.40s

DATA TABLE: 800 / 400 Posi's are position from leader and (how wide the horse was at that position)

No	Horse	Plc	Mar	800 Posi	400 Posi	Time	3rd Qtr	4th Qt
4	Harvey Hughes	1	0.0m	0.4m (1)	0.0m (1)	2:38.50	29.37s	30.40s
3	Toothsville	2	1.9m	0.0m (0)	3.8m (0)	2:38.65	29.68s	30.26s
1	Johemian	3	10.2m	6.6m (0)	8.0m (0)	2:39.31	29.50s	30.57s
9	Chasin You	4	10.6m	16.4m (1)	24.0m (2)	2:39.34	29.98s	29.39s
7	Beautifully Put	5	12.8m	10.6m (0)	15.4m (0)	2:39.52	29.76s	30.20s
5	Monster Mint	6	30.8m	20.8m (0)	32.6m (1)	2:40.95	30.28s	30.26s
6	Excuse To Collect	7	36.2m	20.2m (1)	29.2m (2)	2:41.38	30.06s	30.93s
2	Devilbend	8	50.8m	11.0m (1)	27.6m (1)	2:42.54	30.61s	32.15s
8	Pippa Cheer	9	75.7m	15.0m (0)	27.8m (0)	2:44.52	30.29s	34.02s
10	Lucky In America	10	94.3m	45.0m (0)	60.0m (0)	2:46.00	30.47s	32.99s

## Finish Position and metres gained

First Arrow shows distance gain/loss from 2nd Qtr to 3rd Qtr, Second Arrow shows distance gain/loss from 3rd Qtr to Finish  
Blue arrow indicates best gain in these quarters.



# Dubbo Race 2 Distance 1720m

Sunday, 23 March 2025


Gross Time: 2:08.10 MileRate: 1:59.90 LeadTime: 7.50s First Qtr: 31.30s Second Qtr: 30.90s Third Qtr: 29.10s Fourth Qtr: 29.30s

DATA TABLE: 800 / 400 Posi's are position from leader and (how wide the horse was at that position)

No	Horse	Plc	Mar	800 Posi	400 Posi	Time	3rd Qtr	4th Qt
2	Erminnie Quince	1	0.0m	0.0m (0)	0.0m (0)	2:08.10	29.10s	29.30s
8	Irk McGlurk	2	1.6m	7.0m (1)	7.6m (2)	2:08.22	29.15s	28.86s
3	Caribbean Pat	3	4.0m	4.6m (0)	4.0m (0)	2:08.41	29.06s	29.30s
1	Preacher Quince	4	5.3m	10.2m (0)	10.4m (0)	2:08.51	29.12s	28.93s
7	Dottie Feels Good	5	10.3m	14.6m (0)	14.6m (0)	2:08.89	29.10s	28.99s
9	Rosie Romance	6	13.8m	11.6m (1)	12.2m (1)	2:09.16	29.14s	29.42s
10	Chillax	7	14.0m	17.0m (1)	12.6m (2)	2:09.18	28.78s	29.40s
6	Llanfair Llewella	8	22.1m	19.2m (0)	19.8m (0)	2:09.80	29.14s	29.47s
5	Glemelly Beach	9	32.6m	3.0m (1)	3.8m (1)	2:10.60	29.15s	31.40s

## Finish Position and metres gained

First Arrow shows distance gain/loss from 2nd Qtr to 3rd Qtr, Second Arrow shows distance gain/loss from 3rd Qtr to Finish. Blue arrow indicates best gain in these quarters.



800

Visual positions in race at 2nd Quarter



400

Visual positions in race at 3rd Quarter



# Dubbo Race 3 Distance 1720m

Sunday, 23 March 2025


Gross Time: 2:09.50 MileRate: 2:01.10 LeadTime: 7.60s First Qtr: 31.90s Second Qtr: 32.30s Third Qtr: 28.90s Fourth Qtr: 28.80s

DATA TABLE: 800 / 400 Posi's are position from leader and (how wide the horse was at that position)

No	Horse	Plc	Mar	800 Posi	400 Posi	Time	3rd Qtr	4th Qt
2	Springfield Desire	1	0.0m	6.2m (0)	4.8m (1)	2:09.50	28.80s	28.46s
1	Logan Reason	2	2.7m	1.6m (0)	0.2m (0)	2:09.70	28.80s	28.98s
7	The Ringmaster	3	5.7m	11.6m (0)	8.0m (0)	2:09.93	28.64s	28.64s
8	Andrew Swagger	4	8.7m	11.4m (1)	11.0m (1)	2:10.16	28.87s	28.64s
5	Karinya Max	5	8.9m	0.0m (1)	0.0m (1)	2:10.17	28.90s	29.44s
3	Six Times A Lady	6	19.7m	5.4m (1)	7.8m (2)	2:10.99	29.07s	29.65s
10	Shez A Warrior	7	20.1m	17.8m (0)	15.8m (0)	2:11.02	28.76s	29.11s
6	Celebrity Cruise	8	22.5m	7.2m (2)	13.0m (4)	2:11.20	29.32s	29.48s
4	Bated Breath	9	24.0m	17.0m (1)	15.4m (1)	2:11.31	28.79s	29.42s
9	Justadiva	10	25.6m	2.8m (2)	10.8m (3)	2:11.44	29.48s	29.86s


## Finish Position and metres gained

First Arrow shows distance gain/loss from 2nd Qtr to 3rd Qtr, Second Arrow shows distance gain/loss from 3rd Qtr to Finish  
Blue arrow indicates best gain in these quarters.



800

Visual positions in race at 2nd Quarter



400

Visual positions in race at 3rd Quarter



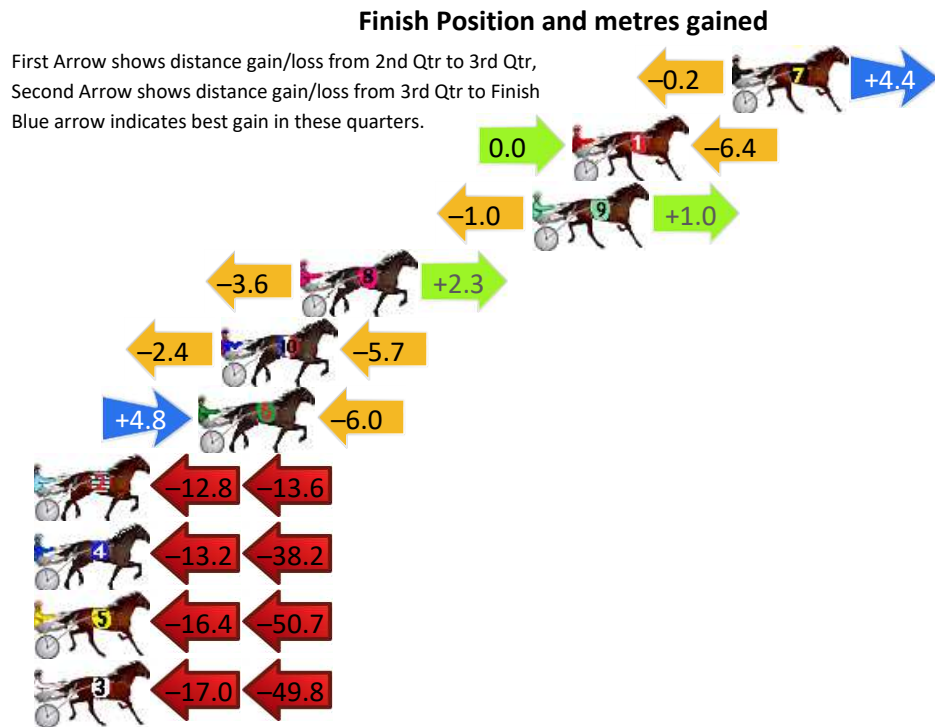
# Dubbo Race 4 Distance 1720m

Sunday, 23 March 2025

Gross Time: 2:03.40 MileRate: 1:55.50 LeadTime: 7.60s First Qtr: 28.40s Second Qtr: 29.60s Third Qtr: 29.60s Fourth Qtr: 28.20s

DATA TABLE: 800 / 400 Posi's are position from leader and (how wide the horse was at that position)

No	Horse	Plc	Mar	800 Posi	400 Posi	Time	3rd Qtr	4th Qt
7	Reason To Party	1	0.0m	4.2m (0)	4.4m (0)	2:03.40	29.61s	27.89s
1	Pyekakariki	2	6.4m	0.0m (0)	0.0m (0)	2:03.87	29.61s	28.65s
9	Studleigh Starlite	3	8.0m	8.0m (0)	9.0m (0)	2:03.99	29.67s	28.13s
8	The Missing Sock	4	17.3m	16.0m (1)	19.6m (0)	2:04.68	29.85s	28.04s
10	Our Sailor	5	20.5m	12.4m (0)	14.8m (0)	2:04.92	29.78s	28.60s
6	Lady Rockabellum	6	21.4m	20.2m (1)	15.4m (1)	2:04.99	29.27s	28.62s
2	Western Bill	7	38.2m	11.8m (1)	24.6m (2)	2:06.23	30.54s	29.15s
4	Good Chat	8	59.0m	7.6m (1)	20.8m (2)	2:07.77	30.61s	30.88s
5	Camnat	9	70.1m	3.0m (1)	19.4m (1)	2:08.59	30.87s	31.75s
3	Milliondollar Kiss	10	77.4m	10.6m (2)	27.6m (3)	2:09.14	30.91s	31.69s



800

Visual positions in race at 2nd Quarter



400

Visual positions in race at 3rd Quarter





# Dubbo Race 5 Distance 1720m

Sunday, 23 March 2025

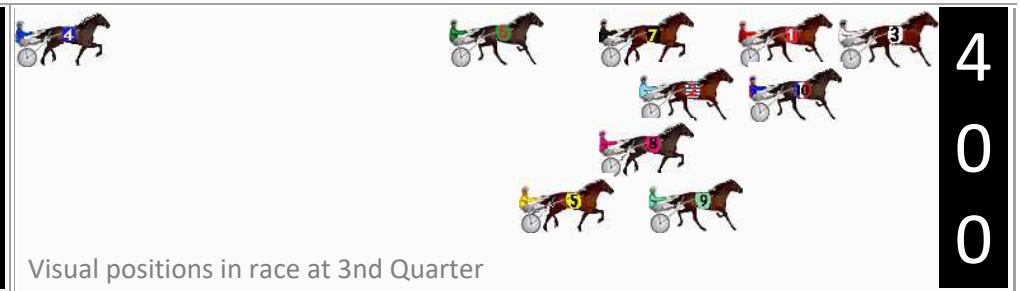


Gross Time: 2:05.00 MileRate: 1:57.00 LeadTime: 7.70s First Qtr: 28.80s Second Qtr: 30.00s Third Qtr: 29.30s Fourth Qtr: 29.20s

DATA TABLE: 800 / 400 Posi's are position from leader and (how wide the horse was at that position)

No	Horse	Plc	Mar	800 Posi	400 Posi	Time	3rd Qtr	4th Qt
3	Katlas Dream	1	0.0m	0.0m (0)	0.0m (0)	2:05.00	29.30s	29.20s
1	Scarlet Bling	2	1.2m	3.8m (0)	4.0m (0)	2:05.09	29.31s	29.00s
7	Roll To The Top	3	4.9m	8.6m (0)	9.6m (0)	2:05.38	29.37s	28.86s
9	Jewel Mistress	4	7.1m	10.0m (2)	7.6m (3)	2:05.54	29.13s	29.16s
5	Scruffy Moto	5	12.2m	15.0m (1)	12.8m (3)	2:05.93	29.14s	29.16s
10	A Dusty Dance	6	16.4m	1.2m (1)	3.6m (1)	2:06.26	29.48s	30.13s
6	Flirts Diva	7	16.5m	13.2m (0)	15.6m (0)	2:06.26	29.47s	29.27s
2	Kerpat Joy	8	17.6m	5.6m (1)	8.0m (1)	2:06.35	29.48s	29.90s
8	Blazin Chimes	9	49.8m	5.6m (2)	9.6m (2)	2:08.81	29.60s	32.12s
4	Get Up Betty	10	88.1m	36.0m (0)	60.0m (0)	2:11.75	31.05s	31.24s

## Finish Position and metres gained

First Arrow shows distance gain/loss from 2nd Qtr to 3rd Qtr, Second Arrow shows distance gain/loss from 3rd Qtr to Finish  
Blue arrow indicates best gain in these quarters.



# Dubbo Race 6 Distance 2120m


Sunday, 23 March 2025

Gross Time: 2:38.40 MileRate: 2:00.30 LeadTime: 39.00s First Qtr: 31.80s Second Qtr: 31.40s Third Qtr: 28.60s Fourth Qtr: 27.60s

DATA TABLE: 800 / 400 Posi's are position from leader and (how wide the horse was at that position)

No	Horse	Plc	Mar	800 Posi	400 Posi	Time	3rd Qtr	4th Qt
3	Forever Onthe Punt	1	0.0m	0.0m (0)	0.0m (0)	2:38.40	28.60s	27.60s
1	Jasperstimetoshine	2	10.7m	4.0m (0)	6.0m (0)	2:39.18	28.75s	27.92s
7	Teeswift	3	16.1m	8.0m (0)	10.4m (0)	2:39.57	28.77s	27.99s
9	Ultimate Cookie	4	20.0m	12.4m (0)	15.0m (0)	2:39.85	28.79s	27.94s
5	Studleigh Sunrise	5	23.3m	4.8m (1)	6.6m (1)	2:40.09	28.75s	28.75s
10	Faith In Karlee	6	26.3m	17.2m (0)	20.6m (0)	2:40.31	28.84s	27.99s
2	Rip Rock	7	32.8m	11.2m (1)	12.8m (1)	2:40.78	28.74s	28.97s
6	Ride My High	8	33.8m	0.8m (1)	2.4m (1)	2:40.85	28.75s	29.75s
8	Jets Reason	9	37.8m	15.8m (1)	18.0m (1)	2:41.14	28.78s	28.96s
4	Grant For Lexy	10	41.4m	21.0m (1)	22.6m (1)	2:41.41	28.74s	28.89s

## Finish Position and metres gained



800

Visual positions in race at 2nd Quarter



400

Visual positions in race at 3rd Quarter



# Dubbo Race 7 Distance 1720m


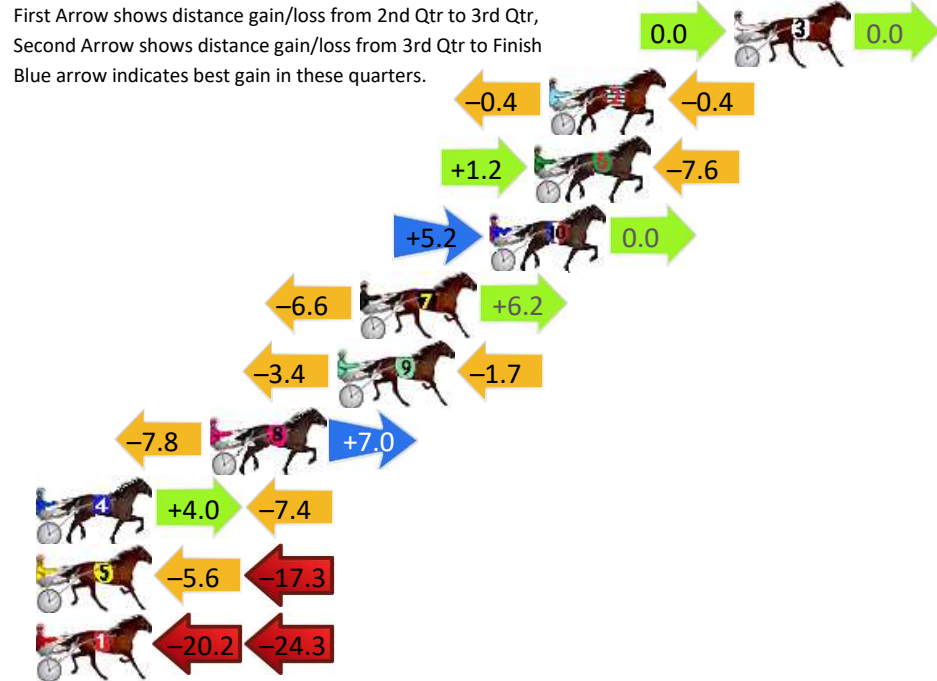
Sunday, 23 March 2025

Gross Time: 2:05.20 MileRate: 1:57.10 LeadTime: 7.50s First Qtr: 29.50s Second Qtr: 29.60s Third Qtr: 28.70s Fourth Qtr: 29.90s

DATA TABLE: 800 / 400 Posi's are position from leader and (how wide the horse was at that position)

No	Horse	Plc	Mar	800 Posi	400 Posi	Time	3rd Qtr	4th Qt
3	Karlooo Candice	1	0.0m	0.0m (0)	0.0m (0)	2:05.20	28.70s	29.90s
2	Reveille Jet	2	7.4m	6.6m (1)	7.0m (0)	2:05.78	28.73s	29.93s
6	Yarraman Jolt	3	8.0m	1.6m (1)	0.4m (1)	2:05.83	28.60s	30.46s
10	Always Adorned	4	9.8m	15.0m (1)	9.8m (1)	2:05.97	28.32s	29.90s
7	Matterson Express	5	15.0m	14.6m (0)	21.2m (0)	2:06.37	29.19s	29.44s
9	Penn Station	6	15.9m	10.8m (1)	14.2m (0)	2:06.45	28.95s	30.03s
8	Why Nott	7	21.0m	20.2m (0)	28.0m (1)	2:06.84	29.28s	29.38s
4	Colensjoy	8	46.4m	43.0m (0)	39.0m (1)	2:08.83	28.40s	30.45s
5	Reduce Speed	9	46.5m	23.6m (1)	29.2m (2)	2:08.84	29.08s	31.19s
1	Major Millie	10	55.1m	10.6m (0)	30.8m (0)	2:09.52	30.14s	31.71s

## Finish Position and metres gained



# Dubbo Race 8 Distance 2120m

Sunday, 23 March 2025




Gross Time: 2:36.60 MileRate: 1:58.90 LeadTime: 36.50s First Qtr: 30.70s Second Qtr: 31.50s Third Qtr: 29.20s Fourth Qtr: 28.70s

DATA TABLE: 800 / 400 Posi's are position from leader and (how wide the horse was at that position)

No	Horse	Plc	Mar	800 Posi	400 Posi	Time	3rd Qtr	4th Qt
9	Captain Of Speed	1	0.0m	0.0m (1)	0.0m (1)	2:36.60	29.20s	28.70s
8	Camstar Road	2	1.5m	4.0m (2)	1.0m (2)	2:36.71	28.98s	28.74s
7	King Bobbie	3	6.5m	5.0m (0)	10.2m (0)	2:37.09	29.57s	28.44s
1	Burrabadine Bullet	4	12.2m	0.4m (0)	3.2m (0)	2:37.52	29.41s	29.34s
4	Ya Racin Arlo	5	12.2m	9.0m (0)	14.4m (0)	2:37.52	29.59s	28.54s
6	Hazza Is Watching	6	16.0m	4.0m (1)	7.6m (1)	2:37.81	29.46s	29.30s
3	Tulhurst Elvis	7	16.6m	8.2m (1)	13.2m (1)	2:37.85	29.56s	28.94s
2	Zeuss	8	89.8m	18.2m (1)	30.0m (0)	2:43.37	30.09s	32.97s
5	Queenhigh Flush	9	192.8m	15.8m (0)	18.4m (1)	2:51.13	29.50s	41.14s
10	Tearin Up The Sand	10	214.6m	160.0m (0)	190.0m (0)	2:52.77	31.37s	30.46s

## Finish Position and metres gained

First Arrow shows distance gain/loss from 2nd Qtr to 3rd Qtr, Second Arrow shows distance gain/loss from 3rd Qtr to Finish  
Blue arrow indicates best gain in these quarters.





# Dubbo Race 9 Distance 2120m

Sunday, 23 March 2025


Gross Time: 2:35.20 MileRate: 1:57.80 LeadTime: 36.70s First Qtr: 31.30s Second Qtr: 29.70s Third Qtr: 29.40s Fourth Qtr: 28.10s

DATA TABLE: 800 / 400 Posi's are position from leader and (how wide the horse was at that position)

No	Horse	Plc	Mar	800 Posi	400 Posi	Time	3rd Qtr	4th Qt
2	Kadar	1	0.0m	0.0m (0)	0.0m (0)	2:35.20	29.40s	28.10s
1	Terryrama	2	6.4m	9.0m (0)	8.2m (0)	2:35.67	29.34s	27.97s
4	Fast Tracker	3	10.2m	10.6m (1)	9.4m (1)	2:35.95	29.32s	28.16s
3	Marvellous Mac	4	10.7m	4.6m (0)	4.0m (0)	2:35.99	29.37s	28.57s
5	Paratrouper	5	18.8m	6.4m (1)	4.4m (2)	2:36.59	29.28s	29.11s
7	Sir Richard Lee	6	20.2m	12.8m (0)	12.4m (0)	2:36.69	29.38s	28.64s
8	Camanchi Warrior	7	27.5m	14.8m (1)	8.2m (3)	2:37.23	28.96s	29.45s
9	Kingston Shannon	8	28.6m	19.2m (1)	12.6m (2)	2:37.31	28.95s	29.22s
10	Supa Dupa Luca	9	40.8m	23.2m (1)	13.2m (1)	2:38.21	28.73s	30.03s
6	Yareadyfreddy	10	53.4m	2.2m (1)	5.0m (1)	2:39.14	29.68s	31.48s

## Finish Position and metres gained

First Arrow shows distance gain/loss from 2nd Qtr to 3rd Qtr, Second Arrow shows distance gain/loss from 3rd Qtr to Finish Blue arrow indicates best gain in these quarters.



800

Visual positions in race at 2nd Quarter



400

Visual positions in race at 3rd Quarter