

Menangle Race 1 Distance 2300m

Tuesday, 25 March 2025

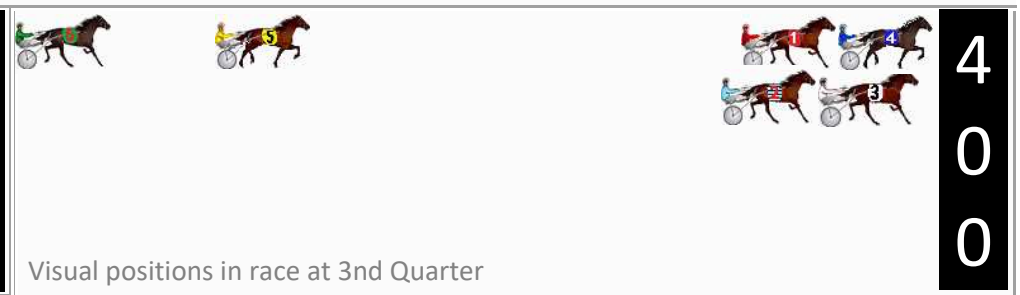

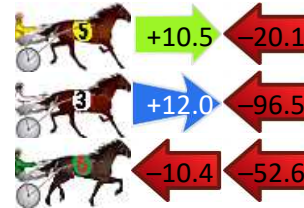
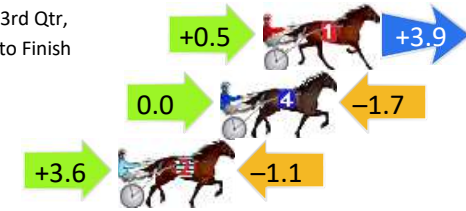
Gross Time: 2:50.90 MileRate: 1:59.50 LeadTime: 50.90s First Qtr: 30.90s Second Qtr: 31.20s Third Qtr: 29.00s Fourth Qtr: 28.90s

DATA TABLE: 800 / 400 Posi's are position from leader and (how wide the horse was at that position)

No	Horse	Plc	Mar	800 Posi	400 Posi	Time	3rd Qtr	4th Qt
1	GOAT	1	0.0m	4.4m (0)	3.9m (0)	2:50.90	28.96s	28.62s
4	Prohibited Love	2	1.7m	0.0m (0)	0.0m (0)	2:51.03	29.00s	29.03s
2	Titan Stride	3	5.8m	8.3m (0)	4.7m (1)	2:51.34	28.73s	29.01s
5	Military Merit	4	45.1m	35.5m (0)	25.0m (0)	2:54.32	28.24s	30.52s
3	Impact Stride	5	97.3m	12.8m (0)	0.8m (1)	2:58.28	28.13s	36.23s
6	We Can Have It All	6	155.4m	92.4m (0)	102.8m (0)	3:02.69	29.74s	33.29s

Finish Position and metres gained

First Arrow shows distance gain/loss from 2nd Qtr to 3rd Qtr, Second Arrow shows distance gain/loss from 3rd Qtr to Finish Blue arrow indicates best gain in these quarters.



Menangle Race 2 Distance 1609m

Tuesday, 25 March 2025



Gross Time: 1:56.50 MileRate: 1:56.50 LeadTime: 0.00s First Qtr: 28.80s Second Qtr: 30.20s Third Qtr: 29.70s Fourth Qtr: 27.80s

DATA TABLE: 800 / 400 Posi's are position from leader and (how wide the horse was at that position)

No	Horse	Plc	Mar	800 Posi	400 Posi	Time	3rd Qtr	4th Qt
5	Sheetweb Weaver	1	0.0m	0.0m (0)	0.0m (0)	1:56.50	29.70s	27.80s
8	Down Under Earl	2	11.1m	4.3m (0)	5.0m (0)	1:57.31	29.74s	28.25s
3	Oh Nova Love	3	13.3m	16.8m (0)	17.4m (0)	1:57.47	29.70s	27.53s
9	Flash Kyvalley	4	19.3m	8.7m (0)	9.5m (0)	1:57.91	29.74s	28.53s
7	Valley Star	5	20.8m	15.0m (1)	13.0m (2)	1:58.02	29.52s	28.39s
2	Oria	6	24.1m	12.7m (0)	13.4m (0)	1:58.26	29.72s	28.60s
4	One Pinevale Hill	7	43.8m	11.2m (1)	8.0m (1)	1:59.70	29.45s	30.43s
6	The Night King	8	45.7m	20.9m (0)	21.1m (2)	1:59.84	29.67s	29.63s
10	Rakero Warrior	9	99.4m	19.4m (1)	16.9m (2)	2:03.77	29.48s	33.86s
1	Cee Are Seven	10	247.9m	138.7m (0)	164.3m (0)	2:14.62	31.20s	34.18s

Finish Position and metres gained

First Arrow shows distance gain/loss from 2nd Qtr to 3rd Qtr,
Second Arrow shows distance gain/loss from 3rd Qtr to Finish
Blue arrow indicates best gain in these quarters.



Menangle Race 3 Distance 1609m

Tuesday, 25 March 2025

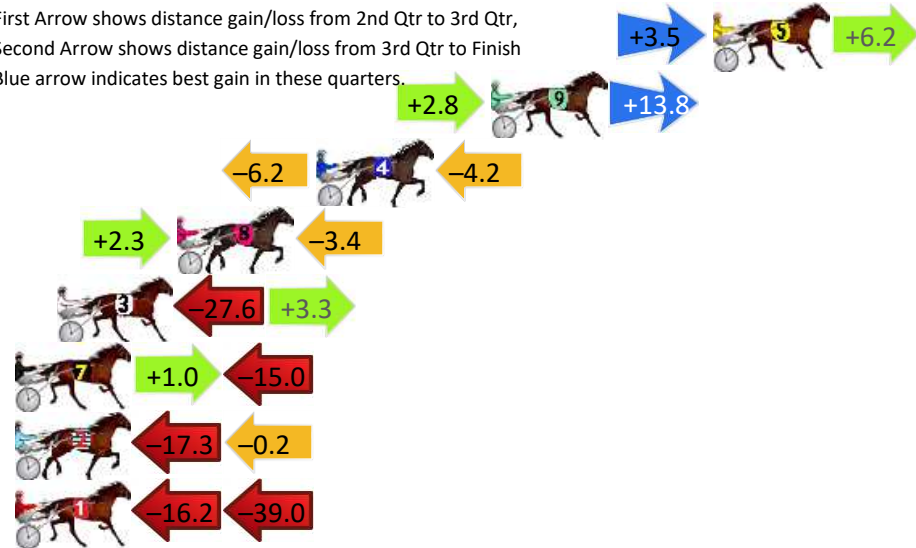
Gross Time: 1:54.40 MileRate: 1:54.40 LeadTime: 0.00s First Qtr: 28.60s Second Qtr: 28.20s Third Qtr: 28.20s Fourth Qtr: 29.40s

DATA TABLE: 800 / 400 Posi's are position from leader and (how wide the horse was at that position)

NoHorse	Plc	Mar	800 Posi	400 Posi	Time	3rd Qtr	4th Qt
5 Foottapper	1	0.0m	9.7m (1)	6.2m (0)	1:54.40	27.96s	28.95s
9 Familiar Tricks	2	8.9m	25.5m (1)	22.7m (2)	1:55.09	28.02s	28.39s
4 Chief Runningcloud	3	15.9m	5.5m (1)	11.7m (0)	1:55.63	28.64s	29.71s
8 Affaire De Cover	4	21.5m	20.4m (1)	18.1m (1)	1:56.06	28.03s	29.65s
3 Macho Man	5	26.3m	2.0m (0)	29.6m (0)	1:56.43	30.18s	29.16s
7 Should Beabarca	6	29.2m	15.2m (1)	14.2m (1)	1:56.65	28.11s	30.50s
2 Itz Trixton Time	7	30.6m	13.1m (0)	30.4m (1)	1:56.76	29.44s	29.41s
1 Viksun	8	64.2m	9.0m (0)	25.2m (0)	1:59.35	29.30s	32.25s

Finish Position and metres gained

First Arrow shows distance gain/loss from 2nd Qtr to 3rd Qtr, Second Arrow shows distance gain/loss from 3rd Qtr to Finish Blue arrow indicates best gain in these quarters.



800

Visual positions in race at 2nd Quarter



400

Visual positions in race at 3rd Quarter




Menangle Race 4 Distance 1609m

Tuesday, 25 March 2025

Gross Time: 1:53.50 MileRate: 1:53.50 LeadTime: 0.00s First Qtr: 27.20s Second Qtr: 29.50s Third Qtr: 28.90s Fourth Qtr: 27.90s

DATA TABLE: 800 / 400 Posi's are position from leader and (how wide the horse was at that position)

No	Horse	Plc	Mar	800 Posi	400 Posi	Time	3rd Qtr	4th Qt
6	Tigerlicious	1	0.0m	10.1m (1)	4.0m (1)	1:53.50	28.45s	27.62s
5	Need Four Speed	2	11.2m	4.2m (0)	5.5m (0)	1:54.32	28.99s	28.34s
8	Birdy Gal	3	11.7m	14.0m (1)	7.7m (1)	1:54.36	28.43s	28.22s
9	Otis Rising	4	18.0m	6.0m (1)	0.0m (1)	1:54.82	28.47s	29.22s
10	Get Us A Tinny	5	21.0m	19.3m (1)	12.4m (2)	1:55.04	28.39s	28.57s
1	Screenshot	6	27.3m	13.4m (0)	14.2m (1)	1:55.50	28.94s	28.90s
4	Letstacaboutit	7	29.0m	0.0m (0)	0.9m (0)	1:55.63	28.97s	29.96s
3	Gozo Courage	8	33.8m	8.9m (0)	10.0m (0)	1:55.98	28.97s	29.67s
2	Peppi Gratz	9	36.1m	18.9m (0)	17.8m (2)	1:56.15	28.79s	29.29s
7	Our Ultimate Jane	10	51.7m	23.4m (0)	21.9m (0)	1:57.29	28.77s	30.15s



800

Visual positions in race at 2nd Quarter



400

Visual positions in race at 3rd Quarter



Menangle Race 5 Distance 1609m

Tuesday, 25 March 2025




Gross Time: 1:54.50 MileRate: 1:54.50 LeadTime: 0.00s First Qtr: 27.60s Second Qtr: 29.10s Third Qtr: 28.50s Fourth Qtr: 29.30s

DATA TABLE: 800 / 400 Posi's are position from leader and (how wide the horse was at that position)

No	Horse	Plc	Mar	800 Posi	400 Posi	Time	3rd Qtr	4th Qt
6	Consider It Done	1	0.0m	4.2m (0)	3.9m (0)	1:54.50	28.48s	29.02s
7	Will I Am	2	3.6m	0.0m (0)	0.0m (0)	1:54.78	28.50s	29.58s
1	Halloween	3	8.6m	13.0m (0)	8.6m (1)	1:55.16	28.19s	29.35s
9	Knight Walker	4	10.2m	28.6m (1)	12.6m (2)	1:55.28	27.38s	29.18s
2	Bettor Be Lucky	5	12.1m	17.2m (0)	16.4m (1)	1:55.43	28.45s	29.06s
3	Rum Delight	6	18.2m	8.8m (0)	12.3m (0)	1:55.90	28.76s	29.82s
5	Little Cessna	7	23.2m	26.3m (0)	27.8m (0)	1:56.28	28.64s	29.08s
4	Oursurfinsafari	8	27.1m	21.5m (0)	22.8m (0)	1:56.58	28.62s	29.74s
8	Aerodyne Guy	9	27.8m	30.8m (0)	25.8m (1)	1:56.64	28.17s	29.58s
10	Top The Ace	10	145.1m	32.6m (1)	21.0m (2)	2:05.65	27.70s	38.94s

Finish Position and metres gained

First Arrow shows distance gain/loss from 2nd Qtr to 3rd Qtr, Second Arrow shows distance gain/loss from 3rd Qtr to Finish
Blue arrow indicates best gain in these quarters.



Menangle Race 6 Distance 1609m

Tuesday, 25 March 2025


Gross Time: 1:54.20 MileRate: 1:54.20 LeadTime: 0.00s First Qtr: 28.40s Second Qtr: 29.40s Third Qtr: 27.90s Fourth Qtr: 28.60s

DATA TABLE: 800 / 400 Posi's are position from leader and (how wide the horse was at that position)

No	Horse	Plc	Mar	800 Posi	400 Posi	Time	3rd Qtr	4th Qt
7	Classicmajor	1	0.0m	6.0m (2)	1.5m (2)	1:54.20	27.59s	28.49s
8	Parallel	2	0.1m	10.3m (2)	5.8m (2)	1:54.21	27.59s	28.20s
10	Watch Me React	3	5.5m	15.4m (1)	14.1m (2)	1:54.61	27.82s	28.03s
2	Sapphiresndiamonds	4	6.9m	10.2m (1)	10.1m (2)	1:54.72	27.90s	28.41s
1	Heavenly Reason	5	7.5m	4.6m (0)	4.0m (0)	1:54.76	27.86s	28.88s
3	Larrikin Lenny	6	11.0m	5.6m (1)	6.5m (1)	1:55.03	27.97s	28.97s
6	Gimmefiveminutesmore	7	11.1m	8.4m (0)	8.0m (0)	1:55.03	27.88s	28.87s
9	Reign Maker	8	11.7m	12.7m (0)	12.5m (0)	1:55.08	27.90s	28.60s
5	Eleazar	9	16.1m	1.0m (1)	0.2m (1)	1:55.41	27.85s	29.80s
4	Impulsive George	10	24.0m	0.0m (0)	0.0m (0)	1:56.00	27.90s	30.40s

Finish Position and metres gained

First Arrow shows distance gain/loss from 2nd Qtr to 3rd Qtr, Second Arrow shows distance gain/loss from 3rd Qtr to Finish Blue arrow indicates best gain in these quarters.



800

Visual positions in race at 2nd Quarter



400

Visual positions in race at 3rd Quarter



Menangle Race 7 Distance 1609m

Tuesday, 25 March 2025

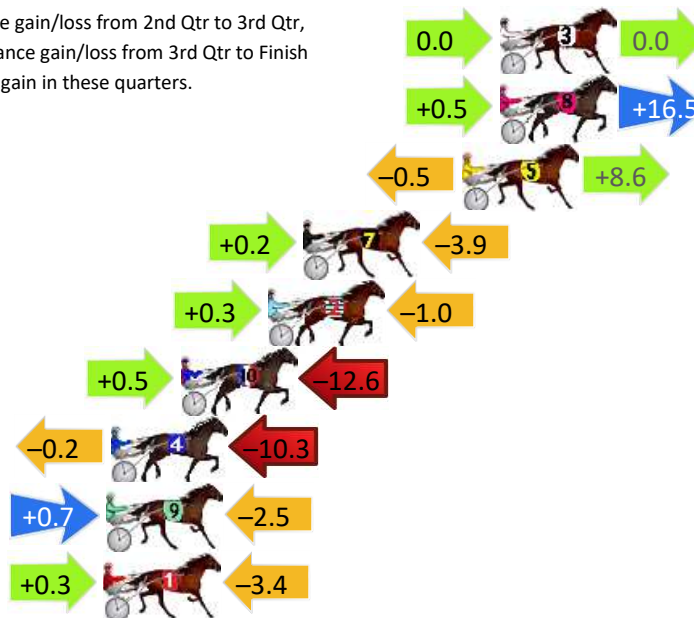
Gross Time: 1:54.00 MileRate: 1:54.00 LeadTime: 0.00s First Qtr: 27.60s Second Qtr: 29.90s Third Qtr: 28.90s Fourth Qtr: 27.60s

DATA TABLE: 800 / 400 Posi's are position from leader and (how wide the horse was at that position)

No	Horse	Plc	Mar	800 Posi	400 Posi	Time	3rd Qtr	4th Qt
3	Captain Moore	1	0.0m	0.0m (0)	0.0m (0)	1:54.00	28.90s	27.60s
8	Bart Bentley	1	0.0m	17.0m (0)	16.5m (0)	1:54.00	28.84s	26.44s
5	The Big End Oftown	3	1.5m	9.6m (1)	10.1m (2)	1:54.11	28.92s	27.00s
7	Tenacious D	4	7.9m	4.2m (0)	4.0m (0)	1:54.57	28.88s	27.89s
2	Hesaa Lister	5	9.3m	8.6m (0)	8.3m (0)	1:54.68	28.86s	27.70s
10	Jogalong Blue	6	12.8m	0.7m (1)	0.2m (1)	1:54.93	28.87s	28.52s
4	Ed Mendes	7	15.6m	5.1m (1)	5.3m (1)	1:55.13	28.91s	28.36s
9	Freeasabyrd	8	15.8m	14.0m (1)	13.3m (1)	1:55.15	28.83s	27.81s
1	Mini Mine Yet	9	15.9m	12.8m (0)	12.5m (0)	1:55.15	28.86s	27.87s

Finish Position and metres gained

First Arrow shows distance gain/loss from 2nd Qtr to 3rd Qtr, Second Arrow shows distance gain/loss from 3rd Qtr to Finish Blue arrow indicates best gain in these quarters.



Visual positions in race at 2nd Quarter



Visual positions in race at 3rd Quarter



Menangle Race 8 Distance 1609m

Tuesday, 25 March 2025


Gross Time: 1:51.70 MileRate: 1:51.70 LeadTime: 0.00s First Qtr: 26.50s Second Qtr: 29.10s Third Qtr: 29.00s Fourth Qtr: 27.00s

DATA TABLE: 800 / 400 Posi's are position from leader and (how wide the horse was at that position)

No	Horse	Plc	Mar	800 Posi	400 Posi	Time	3rd Qtr	4th Qt
6	Ravishing Sloy	1	0.0m	4.2m (0)	4.0m (0)	1:51.70	28.98s	26.72s
5	Boom	2	1.5m	0.0m (0)	0.0m (0)	1:51.81	29.00s	27.11s
10	Pitch Perfect	3	11.6m	16.7m (0)	16.1m (0)	1:52.53	28.92s	26.71s
4	Caulonia Courage	4	12.2m	12.2m (0)	12.3m (1)	1:52.57	28.97s	27.01s
7	One Big Shew	5	14.0m	17.3m (1)	16.7m (3)	1:52.70	28.91s	26.83s
8	Maebee	6	16.0m	21.5m (1)	19.4m (2)	1:52.84	28.80s	26.79s
2	Major Statement	7	18.7m	13.2m (1)	12.5m (2)	1:53.03	28.92s	27.46s
1	Charlies Ace	8	19.2m	8.3m (0)	7.8m (0)	1:53.07	28.94s	27.83s
9	Dom Toretto	9	21.1m	4.8m (1)	2.5m (1)	1:53.20	28.83s	28.33s
3	Outside Fighter	10	27.9m	9.3m (1)	7.1m (1)	1:53.68	28.83s	28.49s

Finish Position and metres gained

First Arrow shows distance gain/loss from 2nd Qtr to 3rd Qtr, Second Arrow shows distance gain/loss from 3rd Qtr to Finish
Blue arrow indicates best gain in these quarters.



8
0
0

Visual positions in race at 2nd Quarter



4
0
0

Visual positions in race at 3rd Quarter



Menangle Race 9 Distance 1609m

Tuesday, 25 March 2025



Gross Time: 1:51.30 MileRate: 1:51.30 LeadTime: 0.00s First Qtr: 27.30s Second Qtr: 29.20s Third Qtr: 27.10s Fourth Qtr: 27.70s

DATA TABLE: 800 / 400 Posi's are position from leader and (how wide the horse was at that position)

No	Horse	Plc	Mar	800 Posi	400 Posi	Time	3rd Qtr	4th Qt
9	Ooga Chaka	1	0.0m	0.0m (0)	0.0m (0)	1:51.30	27.10s	27.70s
6	Surf Ace	2	3.1m	4.5m (0)	4.1m (0)	1:51.53	27.08s	27.65s
3	Power Up	3	8.4m	8.6m (0)	8.8m (0)	1:51.91	27.12s	27.71s
1	Winona Writer	4	17.9m	13.1m (0)	14.7m (0)	1:52.60	27.22s	28.00s
10	Sahara Sirocco	5	18.1m	21.8m (1)	27.6m (3)	1:52.62	27.51s	27.14s
7	The Tax Collector	6	18.7m	17.0m (1)	23.0m (2)	1:52.66	27.52s	27.49s
5	Lochiel	7	19.9m	18.1m (0)	19.4m (0)	1:52.75	27.20s	27.83s
4	Niki Nah Nah	8	26.5m	3.7m (1)	8.4m (1)	1:53.23	27.43s	29.06s
2	Captain Blood	9	26.9m	12.9m (1)	19.2m (2)	1:53.26	27.54s	28.35s
8	Duggee Sloy	10	53.8m	8.7m (1)	15.5m (1)	1:55.22	27.57s	30.57s

Finish Position and metres gained

First Arrow shows distance gain/loss from 2nd Qtr to 3rd Qtr, Second Arrow shows distance gain/loss from 3rd Qtr to Finish
Blue arrow indicates best gain in these quarters.



800

Visual positions in race at 2nd Quarter



400

Visual positions in race at 3rd Quarter

