

Tamworth Race 1 Distance 1609m

Thursday, 3 April 2025


Gross Time: 2:00.10 MileRate: 2:00.10 LeadTime: 0.00s First Qtr: 29.10s Second Qtr: 30.00s Third Qtr: 29.70s Fourth Qtr: 31.20s

DATA TABLE: 800 / 400 Posi's are position from leader and (how wide the horse was at that position)

No	Horse	Plc	Mar	800 Posi	400 Posi	Time	3rd Qtr	4th Qt
8	Midas Shannon	1	0.0m	10.8m (1)	9.0m (2)	2:00.10	29.58s	30.50s
10	Double Mach	2	0.2m	19.0m (1)	16.8m (2)	2:00.12	29.56s	29.91s
5	Benjimagee	3	2.3m	1.6m (1)	1.8m (1)	2:00.29	29.71s	31.24s
9	Caesars Rockstar	4	2.9m	14.8m (1)	13.2m (1)	2:00.34	29.60s	30.40s
6	Hot Embers	5	2.9m	0.0m (0)	0.0m (0)	2:00.34	29.69s	31.42s
1	Lucky Terror	6	6.6m	4.2m (0)	4.2m (0)	2:00.64	29.70s	31.39s
7	Just Tommy	7	6.8m	9.6m (0)	10.4m (0)	2:00.65	29.77s	30.92s
4	Hey Dude	8	7.1m	23.0m (1)	22.6m (2)	2:00.68	29.70s	30.00s
3	Sweet Sunshine	9	11.1m	19.2m (0)	17.4m (0)	2:01.01	29.58s	30.71s
2	Three Parts Grey	10	15.5m	6.4m (1)	7.6m (1)	2:01.36	29.78s	31.81s

Finish Position and metres gained

First Arrow shows distance gain/loss from 2nd Qtr to 3rd Qtr, Second Arrow shows distance gain/loss from 3rd Qtr to Finish Blue arrow indicates best gain in these quarters.



800

Visual positions in race at 2nd Quarter



400

Visual positions in race at 3rd Quarter



Tamworth Race 2 Distance 1609m

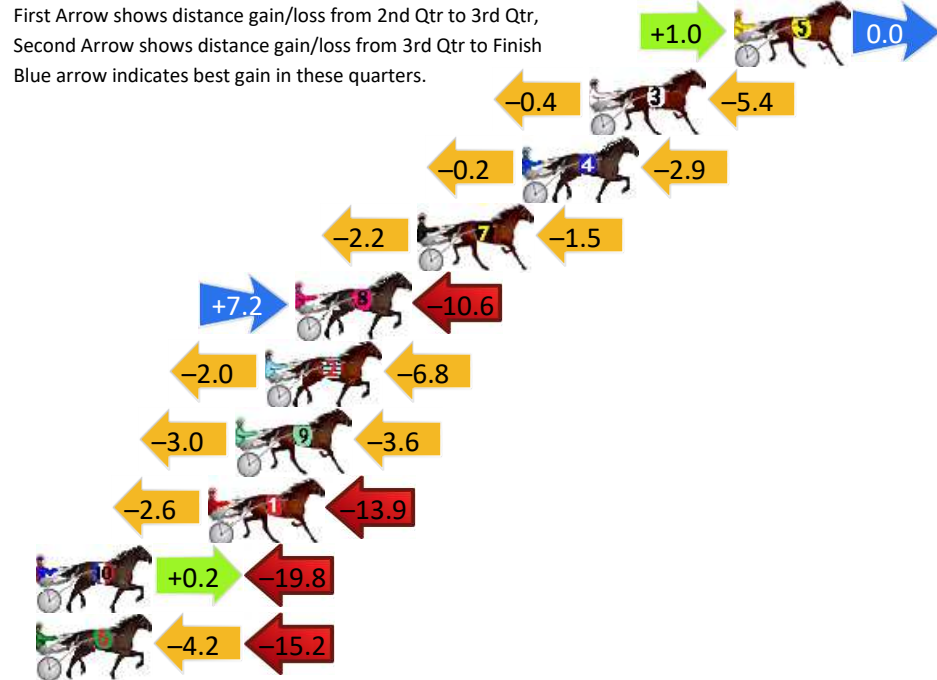
Thursday, 3 April 2025

Gross Time: 1:58.70 MileRate: 1:58.70 LeadTime: 0.00s First Qtr: 29.00s Second Qtr: 31.80s Third Qtr: 29.10s Fourth Qtr: 28.80s

DATA TABLE: 800 / 400 Posi's are position from leader and (how wide the horse was at that position)


No	Horse	Plc	Mar	800 Posi	400 Posi	Time	3rd Qtr	4th Qt
5	Mister Artikulate	1	0.0m	1.0m (1)	0.0m (1)	1:58.70	29.03s	28.80s
3	Frontliner	2	5.8m	0.0m (0)	0.4m (0)	1:59.14	29.13s	29.19s
4	Zacharooni	3	8.5m	5.4m (1)	5.6m (1)	1:59.34	29.12s	29.01s
7	Uncle Gregory	4	12.7m	9.0m (0)	11.2m (1)	1:59.66	29.26s	28.91s
8	Parabellum	5	17.6m	14.2m (1)	7.0m (2)	2:00.03	28.59s	29.56s
2	Tasmans Delight	6	18.8m	10.0m (1)	12.0m (2)	2:00.12	29.25s	29.29s
9	Booker Bay	7	20.0m	13.4m (0)	16.4m (1)	2:00.21	29.32s	29.06s
1	Seven Rippin Aces	8	21.1m	4.6m (0)	7.2m (0)	2:00.30	29.29s	29.80s
10	My Two Eves	9	38.0m	18.4m (1)	18.2m (2)	2:01.57	29.09s	30.22s
6	Prince Of Payne	10	40.0m	20.6m (2)	24.8m (0)	2:01.72	29.41s	29.89s

Finish Position and metres gained



800

Visual positions in race at 2nd Quarter



400

Visual positions in race at 3rd Quarter



Tamworth Race 3 Distance 1980m

Thursday, 3 April 2025


Gross Time: 2:29.40 MileRate: 2:01.40 LeadTime: 27.10s First Qtr: 31.80s Second Qtr: 30.80s Third Qtr: 29.20s Fourth Qtr: 30.50s

DATA TABLE: 800 / 400 Posi's are position from leader and (how wide the horse was at that position)


No	Horse	Plc	Mar	800 Posi	400 Posi	Time	3rd Qtr	4th Qt
5	Sweet Rocky	1	0.0m	0.0m (0)	0.0m (0)	2:29.40	29.20s	30.50s
3	Ellie Rippin	2	0.2m	4.0m (0)	4.4m (0)	2:29.42	29.24s	30.18s
9	Ultimate Empire	3	3.7m	17.0m (2)	7.0m (1)	2:29.70	28.46s	30.25s
2	Moonlight River	4	13.6m	8.0m (0)	9.8m (0)	2:30.49	29.33s	30.79s
8	The African Queen	5	13.8m	13.6m (1)	19.8m (2)	2:30.50	29.67s	30.05s
7	Phar Lume	6	21.8m	21.0m (2)	15.6m (1)	2:31.14	28.79s	30.97s
4	What Again Shannon	7	32.9m	9.6m (1)	25.4m (0)	2:32.03	30.36s	31.07s
1	Fiamore	8	35.6m	12.2m (0)	17.6m (0)	2:32.24	29.57s	31.86s
10	Make Mine Merican	9	55.1m	5.4m (1)	26.6m (1)	2:33.80	30.73s	32.66s

Finish Position and metres gained

First Arrow shows distance gain/loss from 2nd Qtr to 3rd Qtr, Second Arrow shows distance gain/loss from 3rd Qtr to Finish
Blue arrow indicates best gain in these quarters.



Visual positions in race at 2nd Quarter



Visual positions in race at 3rd Quarter

Tamworth Race 4 Distance 1609m

Thursday, 3 April 2025


Gross Time: 1:57.80 MileRate: 1:57.80 LeadTime: 0.00s First Qtr: 28.30s Second Qtr: 30.40s Third Qtr: 28.60s Fourth Qtr: 30.40s

DATA TABLE: 800 / 400 Posi's are position from leader and (how wide the horse was at that position)

No	Horse	Plc	Mar	800 Posi	400 Posi	Time	3rd Qtr	4th Qt
2	Rip Jackson	1	0.0m	0.0m (0)	0.0m (0)	1:57.80	28.60s	30.40s
1	Tralee Maxie	2	0.5m	4.0m (0)	5.6m (0)	1:57.84	28.73s	30.01s
7	Megs Monaro	3	4.0m	8.2m (0)	10.0m (0)	1:58.12	28.75s	29.95s
6	My Rock Moves	4	4.8m	8.2m (1)	9.6m (2)	1:58.18	28.71s	30.04s
8	You Cannot Hide	5	9.6m	12.2m (1)	14.4m (2)	1:58.56	28.77s	30.04s
10	Whata Terror	6	11.6m	17.8m (0)	20.0m (0)	1:58.72	28.78s	29.77s
3	Happy Hamish	7	11.9m	12.4m (0)	14.8m (0)	1:58.75	28.78s	30.18s
9	Rippin Good Feelin	8	13.4m	16.2m (1)	19.0m (2)	1:58.87	28.82s	29.98s
5	Mac Stubborn	9	25.2m	4.6m (1)	10.8m (1)	1:59.81	29.02s	31.49s
4	Rolamax	10	36.2m	0.8m (1)	4.4m (1)	2:00.68	28.79s	32.80s

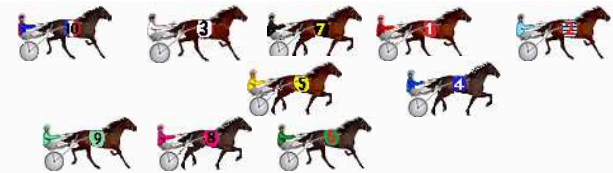
Finish Position and metres gained

First Arrow shows distance gain/loss from 2nd Qtr to 3rd Qtr, Second Arrow shows distance gain/loss from 3rd Qtr to Finish
Blue arrow indicates best gain in these quarters.



8
0
0

Visual positions in race at 2nd Quarter



4
0
0

Visual positions in race at 3rd Quarter



Tamworth Race 5 Distance 1609m

Thursday, 3 April 2025

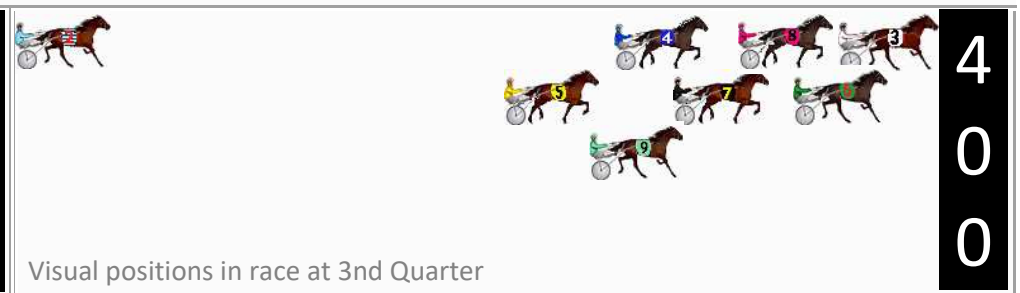

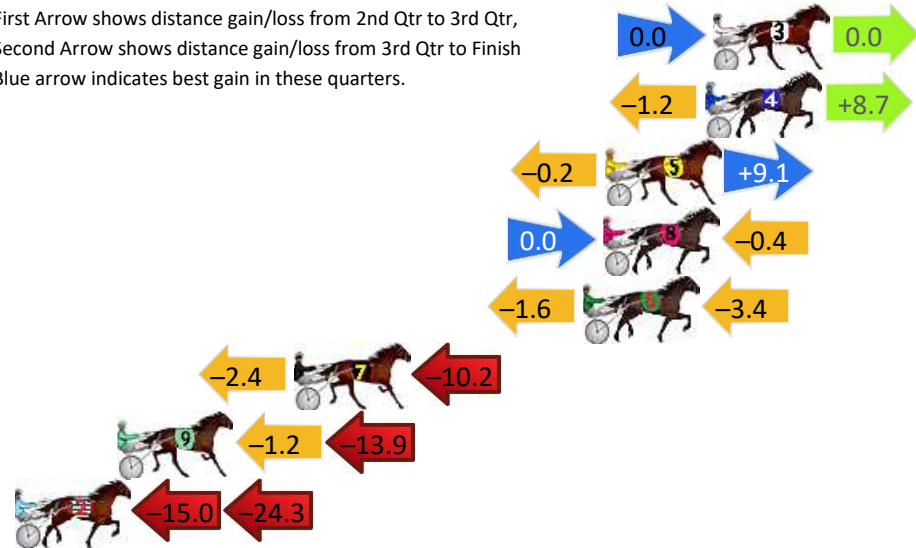
Gross Time: 1:58.60 MileRate: 1:58.60 LeadTime: 0.00s First Qtr: 29.40s Second Qtr: 30.00s Third Qtr: 29.10s Fourth Qtr: 30.20s

DATA TABLE: 800 / 400 Posi's are position from leader and (how wide the horse was at that position)

No	Horse	Plc	Mar	800 Posi	400 Posi	Time	3rd Qtr	4th Qt
3	Safe Jewels	1	0.0m	0.0m (0)	0.0m (0)	1:58.60	29.10s	30.20s
4	Heavenly Song	2	0.3m	7.8m (0)	9.0m (0)	1:58.62	29.20s	29.55s
5	Shiralee	3	4.3m	13.2m (1)	13.4m (1)	1:58.94	29.13s	29.52s
8	Katastrophee	4	4.4m	4.0m (0)	4.0m (0)	1:58.95	29.10s	30.23s
6	Lookat Mee	5	5.2m	0.2m (1)	1.8m (1)	1:59.01	29.21s	30.46s
7	Cobla Royale	6	16.8m	4.2m (1)	6.6m (1)	1:59.93	29.26s	30.97s
9	My Latin Lady	7	23.9m	8.8m (1)	10.0m (2)	2:00.49	29.17s	31.24s
2	Nightwatch Star	8	104.3m	65.0m (0)	80.0m (0)	2:06.85	30.17s	32.02s

Finish Position and metres gained

First Arrow shows distance gain/loss from 2nd Qtr to 3rd Qtr, Second Arrow shows distance gain/loss from 3rd Qtr to Finish Blue arrow indicates best gain in these quarters.



Tamworth Race 6 Distance 1980m

Thursday, 3 April 2025


Gross Time: 2:25.70 MileRate: 1:58.40 LeadTime: 27.40s First Qtr: 29.70s Second Qtr: 30.00s Third Qtr: 28.50s Fourth Qtr: 30.10s

DATA TABLE: 800 / 400 Posi's are position from leader and (how wide the horse was at that position)

No	Horse	Plc	Mar	800 Posi	400 Posi	Time	3rd Qtr	4th Qt
9	Fast Tracker	1	0.0m	17.8m (1)	0.0m (1)	2:25.70	27.20s	30.10s
5	Amillion Promises	2	8.3m	0.0m (0)	2.0m (0)	2:26.35	28.63s	30.57s
1	Lucky Beach Boy	3	11.1m	4.2m (0)	6.8m (0)	2:26.57	28.68s	30.42s
2	Rocket Boy	4	11.3m	8.2m (0)	12.8m (0)	2:26.59	28.84s	29.99s
6	Rainbow Jet	5	14.8m	1.0m (1)	6.6m (1)	2:26.87	28.89s	30.71s
3	Dollarsign	6	19.4m	5.0m (1)	13.4m (1)	2:27.23	29.10s	30.55s
4	Reds Good To Go	7	19.9m	9.0m (1)	18.0m (1)	2:27.27	29.15s	30.24s
10	Peppa Bliss	8	20.9m	17.0m (0)	23.6m (1)	2:27.35	28.99s	29.90s
8	Gotonebetter	9	33.5m	13.4m (1)	23.2m (2)	2:28.34	29.19s	30.87s
7	Sky Diamond	10	40.5m	13.0m (0)	22.6m (0)	2:28.89	29.16s	31.44s

Finish Position and metres gained

First Arrow shows distance gain/loss from 2nd Qtr to 3rd Qtr, Second Arrow shows distance gain/loss from 3rd Qtr to Finish
Blue arrow indicates best gain in these quarters.



800

Visual positions in race at 2nd Quarter



400

Visual positions in race at 3rd Quarter



Tamworth Race 7 Distance 1980m

Thursday, 3 April 2025

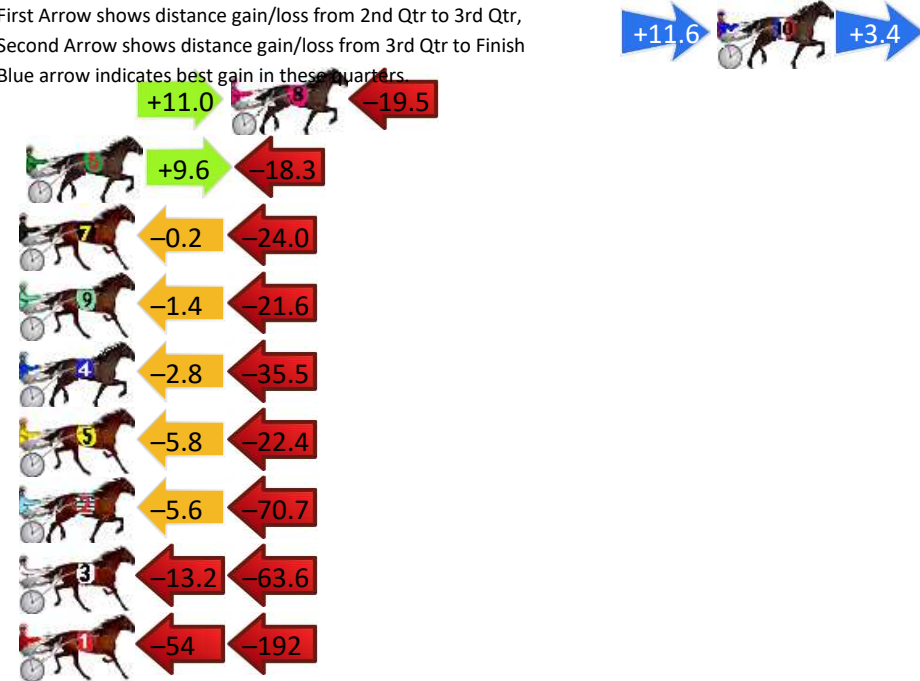
Gross Time: 2:22.80 MileRate: 1:56.00 LeadTime: 26.80s First Qtr: 28.60s Second Qtr: 29.20s Third Qtr: 29.30s Fourth Qtr: 28.90s

DATA TABLE: 800 / 400 Posi's are position from leader and (how wide the horse was at that position)

No	Horse	Plc	Mar	800 Posi	400 Posi	Time	3rd Qtr	4th Qt
10	Ashleys Blue Chip	1	0.0m	15.0m (1)	3.4m (2)	2:22.80	28.46s	28.66s
8	Rock Fisherman	2	19.5m	11.0m (1)	0.0m (0)	2:24.28	28.51s	30.30s
6	Abdicate	3	27.7m	19.0m (1)	9.4m (2)	2:24.90	28.61s	30.21s
7	Colby	4	35.2m	11.0m (0)	11.2m (1)	2:25.47	29.33s	30.62s
9	Night To Remember	5	38.4m	15.4m (0)	16.8m (1)	2:25.71	29.41s	30.45s
4	Paratrouper	6	40.9m	2.6m (1)	5.4m (1)	2:25.90	29.52s	31.45s
5	Superbon	7	47.6m	19.4m (0)	25.2m (1)	2:26.41	29.73s	30.51s
2	Pure Dragon	8	76.3m	0.0m (0)	5.6m (0)	2:28.59	29.74s	33.98s
3	Datizit	9	83.2m	6.4m (1)	19.6m (0)	2:29.11	30.29s	33.47s
1	Vincentius Maximus	10	251.7m	6.8m (0)	60.0m (0)	2:41.89	33.24s	42.67s

Finish Position and metres gained

First Arrow shows distance gain/loss from 2nd Qtr to 3rd Qtr, Second Arrow shows distance gain/loss from 3rd Qtr to Finish
Blue arrow indicates best gain in these quarters



800

Visual positions in race at 2nd Quarter



400

Visual positions in race at 3rd Quarter



Tamworth Race 8 Distance 1980m

Thursday, 3 April 2025


Gross Time: 2:26.40 MileRate: 1:59.00 LeadTime: 26.20s First Qtr: 30.00s Second Qtr: 29.20s Third Qtr: 29.50s Fourth Qtr: 31.50s

DATA TABLE: 800 / 400 Posi's are position from leader and (how wide the horse was at that position)

No	Horse	Plc	Mar	800 Posi	400 Posi	Time	3rd Qtr	4th Qt
3	Paris Princess	1	0.0m	0.0m (0)	0.0m (0)	2:26.40	29.50s	31.50s
9	Allsopp	2	3.1m	19.2m (1)	14.2m (4)	2:26.66	29.15s	30.63s
7	Thomas Royal	3	6.2m	9.2m (0)	11.4m (0)	2:26.91	29.68s	31.09s
1	Next To Me	4	7.8m	4.6m (0)	4.2m (0)	2:27.04	29.46s	31.78s
2	My Ultimate Hugo	5	9.2m	9.6m (2)	12.0m (2)	2:27.16	29.69s	31.28s
10	Lachies Gamble	6	17.0m	13.8m (1)	12.2m (3)	2:27.80	29.37s	31.88s
5	Terror Flying	7	17.5m	17.2m (0)	21.6m (0)	2:27.84	29.84s	31.18s
4	Whiskey Royale	8	39.1m	5.0m (2)	8.8m (1)	2:29.62	29.71s	33.87s
6	Smolenski	9	76.8m	4.6m (1)	25.4m (1)	2:32.72	30.95s	35.53s
8	Annie Crocker	10	122.5m	13.2m (0)	17.4m (0)	2:36.48	29.56s	39.73s


Finish Position and metres gained

First Arrow shows distance gain/loss from 2nd Qtr to 3rd Qtr, Second Arrow shows distance gain/loss from 3rd Qtr to Finish
Blue arrow indicates best gain in these quarters.



800

Visual positions in race at 2nd Quarter



400

Visual positions in race at 3rd Quarter

