

Newcastle Race 1 Distance 1609m

Friday, 4 April 2025


Gross Time: 1:52.60 MileRate: 1:52.60 LeadTime: 0.00s First Qtr: 27.30s Second Qtr: 28.40s Third Qtr: 27.70s Fourth Qtr: 29.20s

DATA TABLE: 800 / 400 Posi's are position from leader and (how wide the horse was at that position)

No	Horse	Plc	Mar	800 Posi	400 Posi	Time	3rd Qtr	4th Qt
9	Longwindingroad	1	0.0m	9.0m (0)	9.1m (0)	1:52.60	27.72s	28.56s
4	Ocean Avenue	2	0.8m	0.0m (0)	0.0m (0)	1:52.66	27.70s	29.26s
2	Hidden Delight	3	6.6m	14.2m (0)	13.6m (0)	1:53.11	27.68s	28.75s
1	Hes Got The Look	4	8.3m	4.9m (0)	4.5m (0)	1:53.24	27.68s	29.52s
5	Abstract Art	5	11.1m	5.8m (1)	7.9m (1)	1:53.45	27.86s	29.49s
3	Flare Up	6	11.2m	10.5m (1)	11.9m (1)	1:53.46	27.82s	29.22s
7	Ideal Mondo	7	11.9m	18.9m (0)	17.5m (0)	1:53.51	27.64s	28.87s
10	Captain Dorian	8	15.0m	15.1m (1)	15.8m (2)	1:53.75	27.78s	29.23s
8	Yesnomaybeso	9	15.8m	23.5m (0)	21.5m (0)	1:53.81	27.60s	28.89s
6	Hunger Strike	10	22.3m	20.3m (1)	17.5m (1)	1:54.31	27.54s	29.67s

Finish Position and metres gained

First Arrow shows distance gain/loss from 2nd Qtr to 3rd Qtr,
Second Arrow shows distance gain/loss from 3rd Qtr to Finish
Blue arrow indicates best gain in these quarters.



800

Visual positions in race at 2nd Quarter



400

Visual positions in race at 3rd Quarter

Newcastle Race 2 Distance 1609m

Friday, 4 April 2025

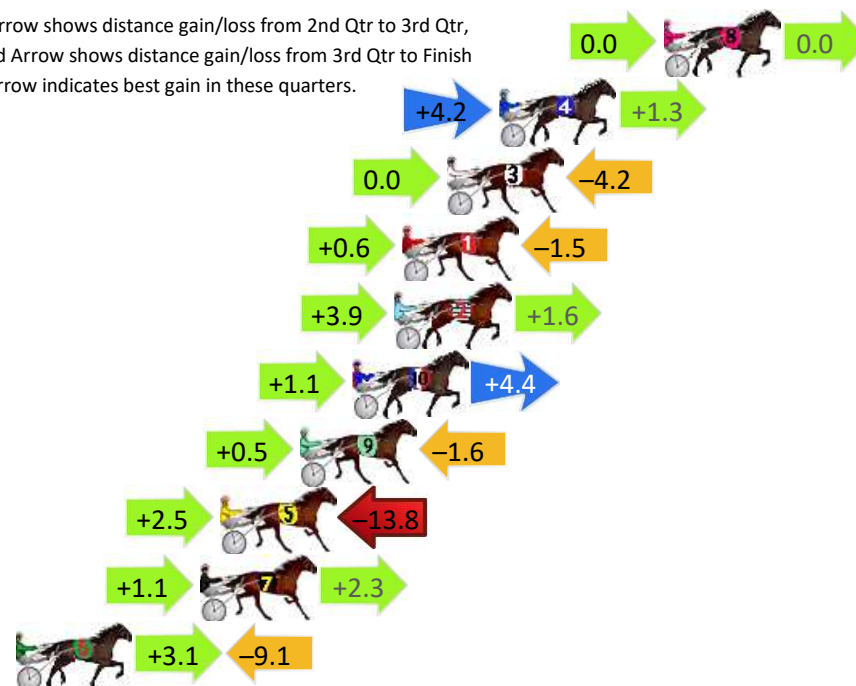
Gross Time: 1:53.20 MileRate: 1:53.20 LeadTime: 0.00s First Qtr: 27.50s Second Qtr: 28.70s Third Qtr: 28.60s Fourth Qtr: 28.40s

DATA TABLE: 800 / 400 Posi's are position from leader and (how wide the horse was at that position)

No	Horse	Plc	Mar	800 Posi	400 Posi	Time	3rd Qtr	4th Qt
8	Luke John	1	0.0m	0.0m (0)	0.0m (0)	1:53.20	28.60s	28.40s
4	Matt Gregors Boy	2	6.6m	12.1m (1)	7.9m (1)	1:53.69	28.30s	28.33s
3	Sheza Rebel	3	8.7m	4.5m (0)	4.5m (0)	1:53.85	28.60s	28.73s
1	Ohwhatiwouldgive	4	10.5m	9.6m (0)	9.0m (0)	1:53.98	28.56s	28.54s
2	Karaoke King	5	10.8m	16.3m (1)	12.4m (1)	1:54.01	28.32s	28.33s
10	Bee Seventeen	6	12.5m	18.0m (0)	16.9m (0)	1:54.13	28.52s	28.13s
9	Cheddar Valley	7	14.6m	13.5m (0)	13.0m (0)	1:54.29	28.56s	28.57s
5	Major Memphis	8	17.8m	6.5m (1)	4.0m (1)	1:54.53	28.42s	29.45s
7	Major Mickey	9	18.6m	22.0m (0)	20.9m (0)	1:54.59	28.52s	28.31s
6	Our Princess Kennedy	10	26.0m	20.0m (1)	16.9m (1)	1:55.14	28.38s	29.14s

Finish Position and metres gained

First Arrow shows distance gain/loss from 2nd Qtr to 3rd Qtr,
Second Arrow shows distance gain/loss from 3rd Qtr to Finish
Blue arrow indicates best gain in these quarters.



800

Visual positions in race at 2nd Quarter



400

Visual positions in race at 3rd Quarter



Powered by



Harness Analyser

Sectional Analysis Software

Not just form | Free Trial

www.facebook.com/PJHarnessRacing



RISE Digital, Harness Racing Australia nor the provider accepts any responsibility for the completeness or accuracy of any of the information contained herein, and makes no representations about its suitability for any particular purpose. Users should make their own judgements about those matters and/or seek independent advice. You assume all risks associated with use of data provided on this page

Newcastle Race 3 Distance 1609m

Friday, 4 April 2025

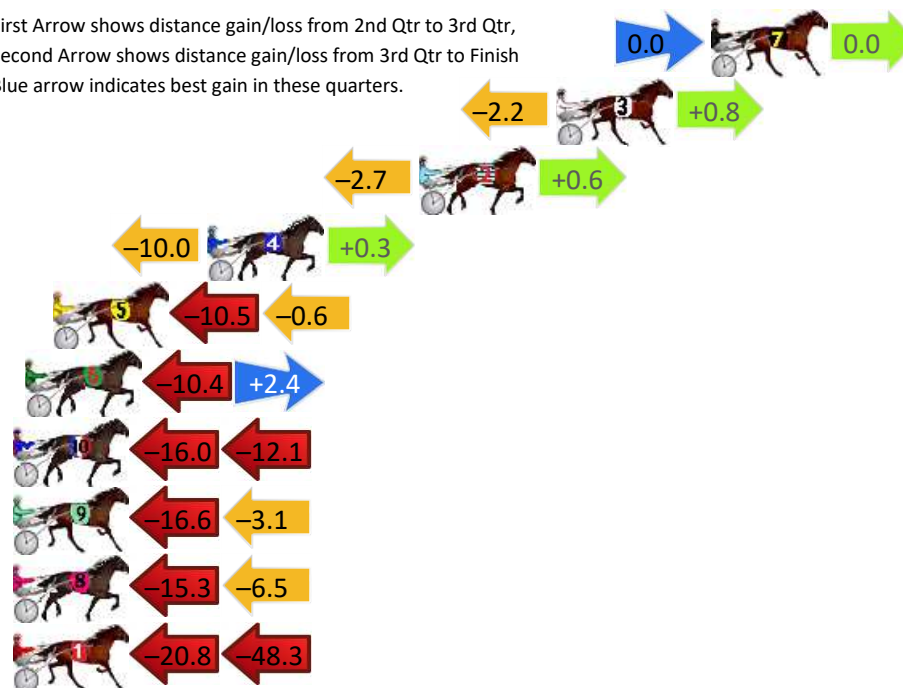
Gross Time: 1:50.60 MileRate: 1:50.60 LeadTime: 0.00s First Qtr: 27.50s Second Qtr: 28.20s Third Qtr: 26.80s Fourth Qtr: 28.10s

DATA TABLE: 800 / 400 Posi's are position from leader and (how wide the horse was at that position)


No	Horse	Plc	Mar	800 Posi	400 Posi	Time	3rd Qtr	4th Qt
7	Stormy Woods	1	0.0m	0.0m (0)	0.0m (0)	1:50.60	26.80s	28.10s
3	Tomahawk Bart	2	6.2m	4.8m (0)	7.0m (0)	1:51.06	26.96s	28.08s
2	Betterthanfederer	3	11.7m	9.6m (0)	12.3m (0)	1:51.46	27.00s	28.12s
4	Our Ideal Dream	4	20.2m	10.5m (1)	20.5m (0)	1:52.09	27.50s	28.19s
5	Never Know Charlie	5	26.4m	15.3m (1)	25.8m (0)	1:52.55	27.54s	28.29s
6	Eye Can Try	6	27.5m	19.5m (1)	29.9m (1)	1:52.63	27.54s	28.09s
10	Man From Braavos	7	33.2m	5.1m (1)	21.1m (1)	1:53.05	27.90s	29.11s
9	Rose Noire	8	38.9m	19.2m (0)	35.8m (1)	1:53.47	27.96s	28.53s
8	Nifty Studleigh	9	45.8m	24.0m (0)	39.3m (2)	1:53.98	27.88s	28.80s
1	Apache Whitesox	10	83.5m	14.4m (0)	35.2m (0)	1:56.77	28.24s	31.87s

Finish Position and metres gained

First Arrow shows distance gain/loss from 2nd Qtr to 3rd Qtr,
Second Arrow shows distance gain/loss from 3rd Qtr to Finish
Blue arrow indicates best gain in these quarters.



800



400

Visual positions in race at 2nd Quarter

Visual positions in race at 3rd Quarter

Newcastle Race 4 Distance 1609m

Friday, 4 April 2025

Gross Time: 1:53.70 MileRate: 1:53.70 LeadTime: 0.00s First Qtr: 26.50s Second Qtr: 30.30s Third Qtr: 28.10s Fourth Qtr: 28.80s

DATA TABLE: 800 / 400 Posi's are position from leader and (how wide the horse was at that position)

No	Horse	Plc	Mar	800 Posi	400 Posi	Time	3rd Qtr	4th Qt
1	A Lot Of Luvin	1	0.0m	9.7m (0)	6.8m (1)	1:53.70	27.90s	28.32s
7	John McLean	2	1.2m	0.0m (0)	0.0m (0)	1:53.79	28.10s	28.89s
3	Escalera	3	1.7m	5.4m (1)	2.8m (1)	1:53.83	27.92s	28.73s
9	Paradise Point	4	3.3m	13.8m (0)	11.3m (1)	1:53.95	27.94s	28.25s
6	Johnson Step	5	5.5m	5.2m (0)	4.0m (0)	1:54.12	28.02s	28.94s
5	First String	6	5.7m	20.3m (1)	16.4m (2)	1:54.13	27.84s	28.07s
4	Racing Paula	7	6.2m	18.3m (0)	14.1m (0)	1:54.17	27.82s	28.27s
2	Romanee	8	7.9m	12.9m (1)	10.2m (2)	1:54.30	27.92s	28.68s
8	Applied	9	9.9m	16.9m (1)	13.0m (3)	1:54.45	27.84s	28.63s

Finish Position and metres gained

First Arrow shows distance gain/loss from 2nd Qtr to 3rd Qtr,
Second Arrow shows distance gain/loss from 3rd Qtr to Finish
Blue arrow indicates best gain in these quarters.



800

Visual positions in race at 2nd Quarter



400

Visual positions in race at 3rd Quarter



Powered by



Harness Analyser

Sectional Analysis Software

Not just form | Free Trial

www.facebook.com/PJHarnessRacing



RISE Digital, Harness Racing Australia nor the provider accepts any responsibility for the completeness or accuracy of any of the information contained herein, and makes no representations about its suitability for any particular purpose. Users should make their own judgements about those matters and/or seek independent advice. You assume all risks associated with use of data provided on this page

Newcastle Race 5 Distance 1609m

Friday, 4 April 2025



Gross Time: 1:53.60 MileRate: 1:53.60 LeadTime: 0.00s First Qtr: 27.30s Second Qtr: 30.60s Third Qtr: 27.70s Fourth Qtr: 28.00s

DATA TABLE: 800 / 400 Posi's are position from leader and (how wide the horse was at that position)

NoHorse	Plc	Mar	800 Posi	400 Posi	Time	3rd Qtr	4th Qt
2 Seve	1	0.0m	0.0m (0)	0.0m (0)	1:53.60	27.70s	28.00s
9 Swell Time	2	3.0m	8.1m (0)	8.7m (0)	1:53.82	27.74s	27.62s
3 Didshedoit	3	6.9m	12.8m (0)	12.4m (0)	1:54.11	27.68s	27.65s
4 Our Uncle Jim	4	8.2m	15.4m (1)	15.9m (1)	1:54.20	27.74s	27.50s
6 Rocktagonal	5	10.4m	16.9m (0)	16.2m (0)	1:54.37	27.66s	27.65s
1 Little Demon	6	12.0m	4.1m (0)	4.6m (0)	1:54.48	27.74s	28.56s
10 Ashark	7	14.1m	10.8m (1)	11.6m (1)	1:54.64	27.76s	28.24s
5 Lous Dream	8	15.4m	2.0m (1)	2.9m (1)	1:54.73	27.76s	28.93s
7 Wavethebill	9	46.2m	6.7m (1)	7.5m (1)	1:57.00	27.76s	30.88s

Finish Position and metres gained

First Arrow shows distance gain/loss from 2nd Qtr to 3rd Qtr,
Second Arrow shows distance gain/loss from 3rd Qtr to Finish
Blue arrow indicates best gain in these quarters.



800

Visual positions in race at 2nd Quarter



400

Visual positions in race at 3rd Quarter



Powered by



Harness Analyser

Sectional Analysis Software

Not just form | Free Trial

www.facebook.com/PJHarnessRacing



RISE Digital, Harness Racing Australia nor the provider accepts any responsibility for the completeness or accuracy of any of the information contained herein, and makes no representations about its suitability for any particular purpose. Users should make their own judgements about those matters and/or seek independent advice. You assume all risks associated with use of data provided on this page

Newcastle Race 6 Distance 2030m

Friday, 4 April 2025

Gross Time: 2:28.40

MileRate: 1:57.70

LeadTime: 29.50s

First Qtr: 31.00s

Second Qtr: 29.30s

Third Qtr: 29.10s


Fourth Qtr: 29.50s

DATA TABLE: 800 / 400 Posi's are position from leader and (how wide the horse was at that position)

NoHorse	Plc	Mar	800 Posi	400 Posi	Time	3rd Qtr	4th Qt
5 Slingshot	1	0.0m	4.2m (1)	0.0m (0)	2:28.40	28.80s	29.50s
9 Beancounter	2	0.2m	12.7m (0)	8.8m (2)	2:28.42	28.82s	28.88s
10 Jeffcoate	3	4.3m	16.9m (1)	12.6m (3)	2:28.73	28.80s	28.91s
3 Our Art Christian	4	4.7m	4.4m (0)	5.0m (0)	2:28.76	29.14s	29.50s
6 Be Good Benny	5	7.4m	16.6m (0)	13.2m (1)	2:28.97	28.86s	29.11s
1 Wallaroy Boy	6	12.3m	8.9m (0)	12.1m (0)	2:29.35	29.34s	29.57s
8 Metro Memory	7	20.8m	20.7m (1)	17.6m (3)	2:30.01	28.88s	29.83s
2 Rocknroll Tony	8	22.6m	13.0m (1)	14.8m (2)	2:30.15	29.24s	30.17s
4 Shadow Eclipse	9	24.2m	8.6m (1)	8.8m (1)	2:30.27	29.12s	30.73s
7 Kissmelvis	10	162.9m	0.0m (0)	29.1m (0)	2:41.00	31.22s	39.98s


Finish Position and metres gained

First Arrow shows distance gain/loss from 2nd Qtr to 3rd Qtr,
Second Arrow shows distance gain/loss from 3rd Qtr to Finish
Blue arrow indicates best gain in these quarters.



800

Visual positions in race at 2nd Quarter



400

Visual positions in race at 3rd Quarter



Powered by



Harness Analyser

Sectional Analysis Software

Not just form | Free Trial

www.facebook.com/PJHarnessRacing



RISE Digital, Harness Racing Australia nor the provider accepts any responsibility for the completeness or accuracy of any of the information contained herein, and makes no representations about its suitability for any particular purpose. Users should make their own judgements about those matters and/or seek independent advice. You assume all risks associated with use of data provided on this page

Newcastle Race 7 Distance 2030m

Friday, 4 April 2025


Gross Time: 2:28.00 MileRate: 1:57.30 LeadTime: 29.80s First Qtr: 29.40s Second Qtr: 29.90s Third Qtr: 29.50s Fourth Qtr: 29.40s

DATA TABLE: 800 / 400 Posi's are position from leader and (how wide the horse was at that position)

No	Horse	Plc	Mar	800 Posi	400 Posi	Time	3rd Qtr	4th Qt
9	Louigi	1	0.0m	8.7m (0)	9.3m (0)	2:28.00	29.54s	28.72s
5	Rocknroll Clarry	2	5.0m	12.8m (1)	9.8m (2)	2:28.39	29.28s	29.07s
10	Penurious	3	11.5m	13.1m (0)	13.7m (0)	2:28.89	29.54s	29.29s
1	Ire Of The Dragon	4	13.1m	4.4m (0)	4.4m (0)	2:29.01	29.50s	30.09s
7	Mister Poverty	5	14.2m	3.0m (1)	1.6m (1)	2:29.09	29.40s	30.37s
8	Watsluggottado	6	26.2m	25.4m (1)	10.9m (3)	2:30.02	28.44s	30.62s
3	Major Doodle	7	27.1m	16.6m (1)	14.2m (2)	2:30.09	29.32s	30.45s
4	Double Lines	8	33.4m	0.0m (0)	0.0m (0)	2:30.57	29.50s	31.97s
6	My Lady Sarah	9	49.8m	7.9m (1)	6.0m (1)	2:31.84	29.36s	32.80s
2	Oak Ridge	10	60.5m	20.5m (1)	12.6m (1)	2:32.66	28.92s	33.14s

Finish Position and metres gained

First Arrow shows distance gain/loss from 2nd Qtr to 3rd Qtr,
Second Arrow shows distance gain/loss from 3rd Qtr to Finish
Blue arrow indicates best gain in these quarters.



Visual positions in race at 2nd Quarter

800



Visual positions in race at 3rd Quarter

400



Powered by



Harness Analyser

Sectional Analysis Software

Not just form | Free Trial

www.facebook.com/PJHarnessRacing



RISE Digital, Harness Racing Australia nor the provider accepts any responsibility for the completeness or accuracy of any of the information contained herein, and makes no representations about its suitability for any particular purpose. Users should make their own judgements about those matters and/or seek independent advice. You assume all risks associated with use of data provided on this page

Newcastle Race 8 Distance 1609m

Friday, 4 April 2025

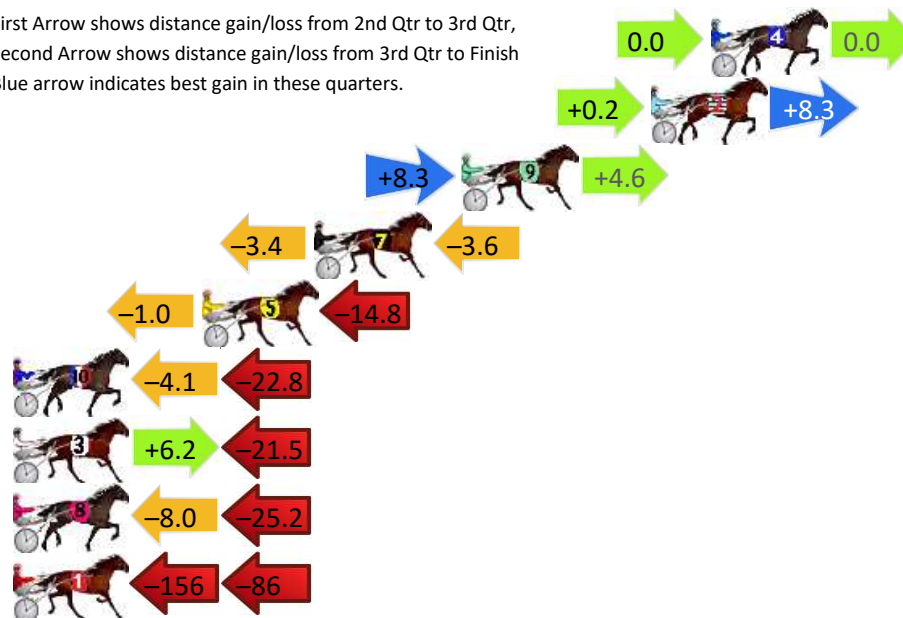
Gross Time: 1:56.30 MileRate: 1:56.30 LeadTime: 0.00s First Qtr: 29.20s Second Qtr: 29.70s Third Qtr: 28.10s Fourth Qtr: 29.30s

DATA TABLE: 800 / 400 Posi's are position from leader and (how wide the horse was at that position)


NoHorse	Plc	Mar	800 Posi	400 Posi	Time	3rd Qtr	4th Qt
4 Melfield Soryt	1	0.0m	0.0m (0)	0.0m (0)	1:56.30	28.10s	29.30s
2 Shalamar Miss	2	2.4m	10.9m (0)	10.7m (0)	1:56.48	28.10s	28.72s
9 Violet Jay	3	10.0m	22.9m (0)	14.6m (0)	1:57.07	27.54s	29.03s
7 Needy An Greedy	4	15.9m	8.9m (1)	12.3m (1)	1:57.52	28.36s	29.64s
5 Keayang Harlow	5	20.4m	4.6m (0)	5.6m (0)	1:57.87	28.18s	30.47s
10 Miss Adonis	6	31.2m	4.3m (1)	8.4m (1)	1:58.70	28.40s	31.10s
3 Tokoloshe	7	42.8m	27.5m (0)	21.3m (0)	1:59.59	27.70s	31.07s
8 Polish Prince	8	50.4m	17.2m (0)	25.2m (0)	2:00.17	28.70s	31.37s
1 Rocknroll Willy	9	253.9m	13.5m (1)	168.8m (1)	2:15.81	39.20s	36.77s

Finish Position and metres gained

First Arrow shows distance gain/loss from 2nd Qtr to 3rd Qtr,
Second Arrow shows distance gain/loss from 3rd Qtr to Finish
Blue arrow indicates best gain in these quarters.



Visual positions in race at 2nd Quarter



Visual positions in race at 3rd Quarter