

# Parkes Race 1 Distance 1660m

Friday, 4 April 2025


Gross Time: 2:02.10 MileRate: 1:58.40 LeadTime: 3.90s First Qtr: 29.10s Second Qtr: 30.80s Third Qtr: 29.10s Fourth Qtr: 29.20s

DATA TABLE: 800 / 400 Posi's are position from leader and (how wide the horse was at that position)

No	Horse	Plc	Mar	800 Posi	400 Posi	Time	3rd Qtr	4th Qt
6	Rockindownunder	1	0.0m	0.0m (0)	0.0m (0)	2:02.10	29.10s	29.20s
7	Ultimate Trouble	2	4.5m	8.2m (0)	8.6m (0)	2:02.44	29.13s	28.90s
1	Hazza Is Watching	3	6.5m	4.0m (0)	4.4m (0)	2:02.60	29.13s	29.35s
5	Hooked On Winning	4	9.7m	11.6m (1)	12.6m (1)	2:02.84	29.17s	28.99s
2	Zolton	5	11.8m	2.4m (1)	3.8m (1)	2:03.00	29.20s	29.78s
9	Chasing The Wind	6	12.0m	6.4m (1)	8.0m (1)	2:03.02	29.22s	29.49s
3	Line Me Up Bro	7	15.9m	16.4m (0)	18.4m (1)	2:03.32	29.25s	29.02s
8	Cala Jewel	8	16.7m	12.0m (0)	15.6m (0)	2:03.38	29.36s	29.28s
4	Ya Racin Arlo	9	26.3m	20.4m (0)	20.2m (0)	2:04.11	29.08s	29.64s

## Finish Position and metres gained

First Arrow shows distance gain/loss from 2nd Qtr to 3rd Qtr,  
Second Arrow shows distance gain/loss from 3rd Qtr to Finish  
Blue arrow indicates best gain in these quarters.



800

Visual positions in race at 2nd Quarter



400

Visual positions in race at 3rd Quarter



Powered by



Harness Analyser

Sectional Analysis Software

Not just form | Free Trial

[www.facebook.com/PJHarnessRacing](http://www.facebook.com/PJHarnessRacing)



RISE Digital, Harness Racing Australia nor the provider accepts any responsibility for the completeness or accuracy of any of the information contained herein, and makes no representations about its suitability for any particular purpose. Users should make their own judgements about those matters and/or seek independent advice. You assume all risks associated with use of data provided on this page

# Parkes Race 2 Distance 2040m

Friday, 4 April 2025

Gross Time: 2:34.70

MileRate: 2:02.00

LeadTime: 33.10s

First Qtr: 32.00s

Second Qtr: 30.90s

Third Qtr: 29.30s

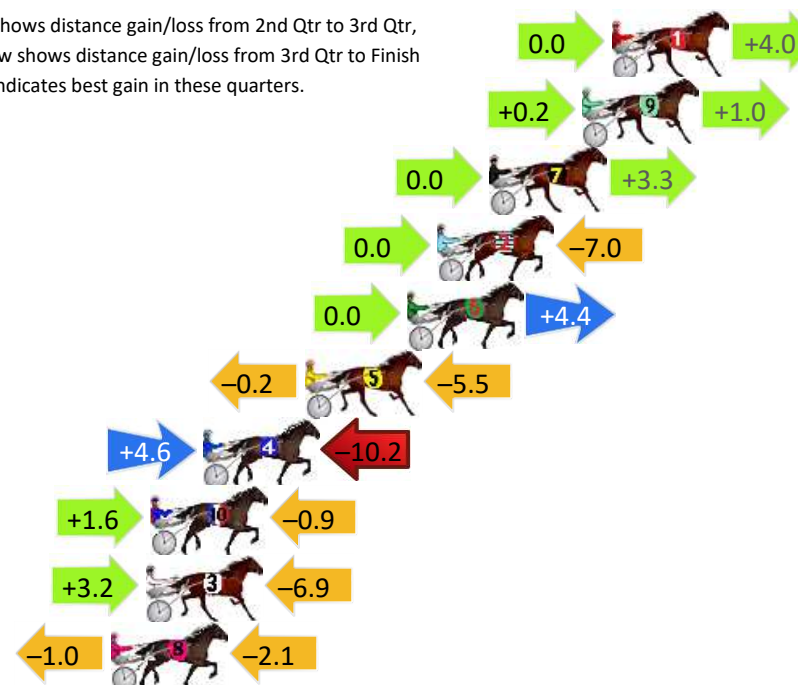
Fourth Qtr: 29.40s

DATA TABLE: 800 / 400 Posi's are position from leader and (how wide the horse was at that position)

No	Horse	Plc	Mar	800 Posi	400 Posi	Time	3rd Qtr	4th Qt
1	Seven Tee Two	1	0.0m	4.0m (0)	4.0m (0)	2:34.70	29.30s	29.11s
9	Jewel Mistress	2	1.2m	2.4m (1)	2.2m (1)	2:34.79	29.29s	29.33s
7	Nosaer	3	4.9m	8.2m (0)	8.2m (0)	2:35.08	29.30s	29.16s
2	Celebrity Cruise	4	7.0m	0.0m (0)	0.0m (0)	2:35.24	29.30s	29.91s
6	Playboi Roy	5	8.2m	12.6m (0)	12.6m (0)	2:35.33	29.30s	29.08s
5	Penn Station	6	12.3m	6.6m (1)	6.8m (1)	2:35.65	29.31s	29.80s
4	The Dome	7	16.4m	10.8m (1)	6.2m (2)	2:35.96	28.96s	30.15s
10	Hillview Sam	8	18.5m	19.2m (1)	17.6m (1)	2:36.13	29.18s	29.47s
3	Good Chat	9	18.7m	15.0m (1)	11.8m (1)	2:36.14	29.07s	29.90s
8	Zeuss	10	20.1m	17.0m (0)	18.0m (0)	2:36.25	29.37s	29.55s

## Finish Position and metres gained

First Arrow shows distance gain/loss from 2nd Qtr to 3rd Qtr,  
Second Arrow shows distance gain/loss from 3rd Qtr to Finish  
Blue arrow indicates best gain in these quarters.



800

Visual positions in race at 2nd Quarter



400

Visual positions in race at 3rd Quarter



Powered by



Harness Analyser

Sectional Analysis Software

Not just form | Free Trial

[www.facebook.com/PJHarnessRacing](http://www.facebook.com/PJHarnessRacing)



RISE Digital, Harness Racing Australia nor the provider accepts any responsibility for the completeness or accuracy of any of the information contained herein, and makes no representations about its suitability for any particular purpose. Users should make their own judgements about those matters and/or seek independent advice. You assume all risks associated with use of data provided on this page

# Parkes Race 3 Distance 1660m

Friday, 4 April 2025


Gross Time: 2:04.90 MileRate: 2:01.10 LeadTime: 3.70s First Qtr: 29.00s Second Qtr: 30.80s Third Qtr: 30.00s Fourth Qtr: 31.40s

DATA TABLE: 800 / 400 Posi's are position from leader and (how wide the horse was at that position)

No	Horse	Plc	Mar	800 Posi	400 Posi	Time	3rd Qtr	4th Qt
2	Springfield Desire	1	0.0m	0.0m (0)	0.0m (0)	2:04.90	30.00s	31.40s
8	Our Sailor	2	2.6m	9.2m (1)	8.4m (3)	2:05.11	29.95s	30.95s
6	The Missing Sock	3	4.8m	1.2m (1)	2.2m (1)	2:05.29	30.07s	31.60s
9	Dusty Muster	4	4.9m	13.2m (1)	10.8m (2)	2:05.30	29.83s	30.94s
1	Matterson Express	5	6.6m	4.4m (0)	4.4m (0)	2:05.44	30.00s	31.57s
4	Western Bill	6	7.7m	13.4m (0)	9.0m (1)	2:05.53	29.67s	31.30s
3	Doing	7	8.0m	5.0m (1)	6.0m (2)	2:05.56	30.07s	31.56s
5	Andrew Swagger	8	13.0m	8.6m (0)	8.8m (0)	2:05.97	30.01s	31.73s
7	Erminnie Quince	9	49.8m	17.4m (1)	28.0m (0)	2:08.99	30.77s	33.10s

## Finish Position and metres gained

First Arrow shows distance gain/loss from 2nd Qtr to 3rd Qtr,  
Second Arrow shows distance gain/loss from 3rd Qtr to Finish  
Blue arrow indicates best gain in these quarters.



800

Visual positions in race at 2nd Quarter



400

Visual positions in race at 3rd Quarter



Powered by



Harness Analyser

Sectional Analysis Software

Not just form | Free Trial

[www.facebook.com/PJHarnessRacing](http://www.facebook.com/PJHarnessRacing)



RISE Digital, Harness Racing Australia nor the provider accepts any responsibility for the completeness or accuracy of any of the information contained herein, and makes no representations about its suitability for any particular purpose. Users should make their own judgements about those matters and/or seek independent advice. You assume all risks associated with use of data provided on this page

# Parkes Race 4 Distance 2040m

Friday, 4 April 2025




Gross Time: 2:32.40 MileRate: 2:00.20 LeadTime: 32.30s First Qtr: 31.40s Second Qtr: 28.90s Third Qtr: 29.80s Fourth Qtr: 30.00s

DATA TABLE: 800 / 400 Posi's are position from leader and (how wide the horse was at that position)

No	Horse	Plc	Mar	800 Posi	400 Posi	Time	3rd Qtr	4th Qt
9	Magic Matteo	1	0.0m	10.8m (1)	2.4m (2)	2:32.40	29.18s	29.82s
6	McLean	2	6.4m	0.2m (1)	0.0m (1)	2:32.90	29.78s	30.48s
7	Our George Boston	3	16.2m	19.4m (1)	12.0m (3)	2:33.67	29.25s	30.31s
10	A Dusty Dance	4	20.5m	20.4m (0)	12.6m (1)	2:34.01	29.22s	30.59s
1	Devils Bling	5	21.4m	4.0m (0)	5.2m (0)	2:34.08	29.89s	31.21s
8	Yareadyfreddy	6	22.6m	14.8m (0)	13.0m (0)	2:34.18	29.66s	30.72s
5	Keilor Baby Shark	7	22.7m	0.0m (0)	1.2m (0)	2:34.18	29.88s	31.60s
3	Please Dont Ask	8	24.3m	15.2m (1)	8.8m (2)	2:34.31	29.32s	31.16s
4	Marvellous Mac	9	26.8m	6.0m (1)	7.2m (1)	2:34.51	29.88s	31.46s
2	King Bobbie	10	27.7m	10.8m (0)	9.0m (0)	2:34.58	29.66s	31.39s

## Finish Position and metres gained

First Arrow shows distance gain/loss from 2nd Qtr to 3rd Qtr, Second Arrow shows distance gain/loss from 3rd Qtr to Finish Blue arrow indicates best gain in these quarters.





# Parkes Race 5 Distance 1660m

Friday, 4 April 2025

Gross Time: 2:03.70

MileRate: 1:59.90

LeadTime: 3.80s

First Qtr: 28.70s

Second Qtr: 30.60s

Third Qtr: 29.80s


Fourth Qtr: 30.80s

DATA TABLE: 800 / 400 Posi's are position from leader and (how wide the horse was at that position)

No	Horse	Plc	Mar	800 Posi	400 Posi	Time	3rd Qtr	4th Qt
3	Burrabadine Bullet	1	0.0m	0.0m (0)	0.0m (0)	2:03.70	29.80s	30.80s
1	Tulhurst Elvis	2	3.5m	4.2m (0)	4.4m (0)	2:03.98	29.82s	30.73s
7	Studleigh Starlite	3	6.5m	10.6m (0)	9.6m (0)	2:04.22	29.73s	30.56s
8	Candi	4	6.9m	13.8m (1)	8.6m (2)	2:04.26	29.41s	30.67s
2	Warrawee Flyer	5	7.1m	5.2m (1)	4.0m (2)	2:04.27	29.71s	31.04s
6	Gabbys Sportstar	6	8.6m	1.2m (2)	2.4m (1)	2:04.39	29.88s	31.27s
10	Tinny Mahoney	7	11.3m	16.0m (0)	14.0m (1)	2:04.61	29.65s	30.59s
5	Brooklyn Bandit	8	12.6m	20.6m (0)	17.2m (0)	2:04.72	29.55s	30.45s
9	Air Born	9	22.7m	18.2m (1)	13.6m (2)	2:05.53	29.44s	31.50s
4	Kerpat Joy	10	25.6m	9.2m (1)	10.0m (1)	2:05.76	29.84s	31.99s

## Finish Position and metres gained

First Arrow shows distance gain/loss from 2nd Qtr to 3rd Qtr,  
Second Arrow shows distance gain/loss from 3rd Qtr to Finish  
Blue arrow indicates best gain in these quarters.



Visual positions in race at 2nd Quarter

800



Visual positions in race at 3rd Quarter

400



Powered by



Harness Analyser

Sectional Analysis Software

Not just form | Free Trial

[www.facebook.com/PJHarnessRacing](http://www.facebook.com/PJHarnessRacing)



RISE Digital, Harness Racing Australia nor the provider accepts any responsibility for the completeness or accuracy of any of the information contained herein, and makes no representations about its suitability for any particular purpose. Users should make their own judgements about those matters and/or seek independent advice. You assume all risks associated with use of data provided on this page

# Parkes Race 6 Distance 1660m

Friday, 4 April 2025

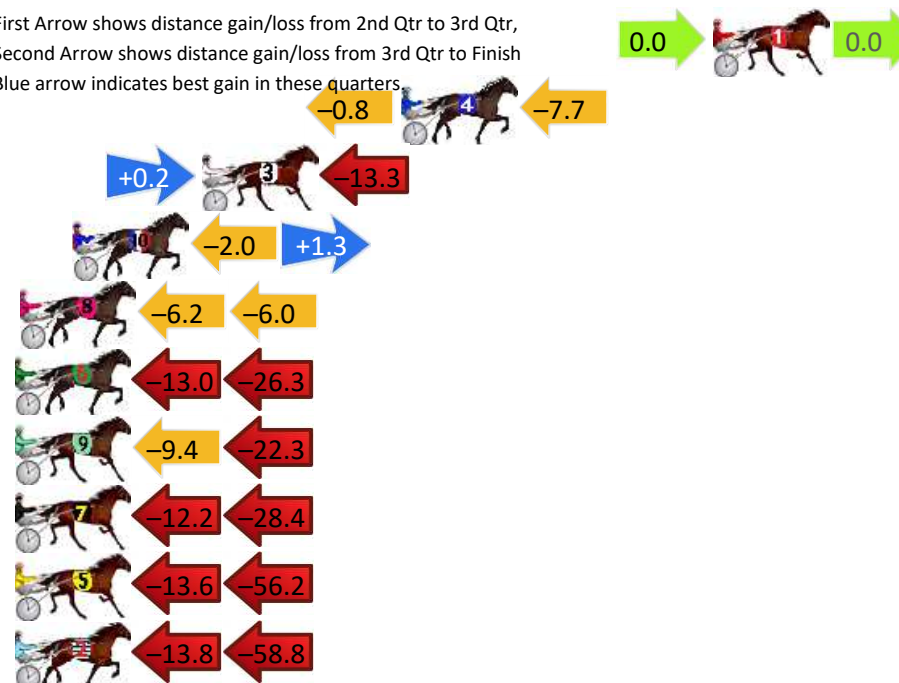
Gross Time: 2:02.50 MileRate: 1:58.70 LeadTime: 3.70s First Qtr: 29.30s Second Qtr: 30.80s Third Qtr: 29.30s Fourth Qtr: 29.40s

DATA TABLE: 800 / 400 Posi's are position from leader and (how wide the horse was at that position)

NoHorse	Plc	Mar	800 Posi	400 Posi	Time	3rd Qtr	4th Qt
1 Shez A Warrior	1	0.0m	0.0m (0)	0.0m (0)	2:02.50	29.30s	29.40s
4 Irk McGlurk	2	12.5m	4.0m (0)	4.8m (0)	2:03.46	29.36s	29.96s
3 Bellaganoosh	3	20.5m	7.4m (1)	7.2m (1)	2:04.08	29.28s	30.37s
10 Chillax	4	25.7m	25.0m (1)	27.0m (2)	2:04.48	29.45s	29.30s
8 Classic Beesmack	5	27.8m	15.6m (1)	21.8m (2)	2:04.64	29.75s	29.84s
6 Dottie Feels Good	6	42.5m	3.2m (1)	16.2m (0)	2:05.78	30.25s	31.32s
9 Oh So Tinny	7	52.5m	20.8m (1)	30.2m (1)	2:06.55	29.98s	31.03s
7 Preacher Quince	8	55.4m	14.8m (0)	27.0m (0)	2:06.77	30.19s	31.48s
5 Caribbean Pat	9	81.4m	11.6m (1)	25.2m (1)	2:08.78	30.29s	33.51s
2 Lookout	10	81.6m	9.0m (0)	22.8m (0)	2:08.79	30.30s	33.70s


## Finish Position and metres gained

First Arrow shows distance gain/loss from 2nd Qtr to 3rd Qtr,  
Second Arrow shows distance gain/loss from 3rd Qtr to Finish  
Blue arrow indicates best gain in these quarters



800

Visual positions in race at 2nd Quarter



400

Visual positions in race at 3rd Quarter



Powered by



Harness Analyser

Sectional Analysis Software

Not just form | Free Trial

[www.facebook.com/PJHarnessRacing](http://www.facebook.com/PJHarnessRacing)



RISE Digital, Harness Racing Australia nor the provider accepts any responsibility for the completeness or accuracy of any of the information contained herein, and makes no representations about its suitability for any particular purpose. Users should make their own judgements about those matters and/or seek independent advice. You assume all risks associated with use of data provided on this page

# Parkes Race 7 Distance 1660m

Friday, 4 April 2025

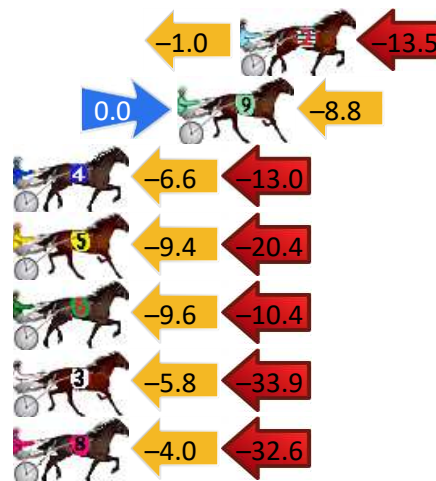
Gross Time: 2:03.70 MileRate: 1:59.90 LeadTime: 3.70s First Qtr: 29.40s Second Qtr: 30.40s Third Qtr: 32.00s Fourth Qtr: 28.20s

DATA TABLE: 800 / 400 Posi's are position from leader and (how wide the horse was at that position)

No	Horse	Plc	Mar	800 Posi	400 Posi	Time	3rd Qtr	4th Qt
1	Cowboy Culture	1	0.0m	0.0m (0)	0.0m (0)	2:03.70	32.00s	28.20s
7	Lucky Bambino	2	0.6m	8.4m (0)	9.4m (0)	2:03.74	32.03s	27.58s
2	Ya Racin Dash	3	18.9m	4.4m (0)	5.4m (0)	2:05.10	32.14s	29.15s
9	Mammals Jewel	4	21.4m	12.6m (0)	12.6m (2)	2:05.29	32.04s	28.82s
4	Marine Creature	5	38.8m	19.2m (0)	25.8m (0)	2:06.58	32.56s	29.11s
5	Mickillatiger	6	39.0m	9.2m (1)	18.6m (0)	2:06.59	32.80s	29.63s
6	Bills Swan Song	7	39.6m	19.6m (1)	29.2m (1)	2:06.63	32.77s	28.93s
3	Rocknroll Bling	8	43.9m	4.2m (1)	10.0m (1)	2:06.95	32.59s	30.58s
8	Tulhurst Barracuda	9	51.0m	14.4m (1)	18.4m (1)	2:07.48	32.45s	30.49s


## Finish Position and metres gained

First Arrow shows distance gain/loss from 2nd Qtr to 3rd Qtr,  
Second Arrow shows distance gain/loss from 3rd Qtr to Finish  
Blue arrow indicates best gain in these quarters.



800

Visual positions in race at 2nd Quarter



400

Visual positions in race at 3rd Quarter



Powered by



Harness Analyser

Sectional Analysis Software

Not just form | Free Trial

[www.facebook.com/PJHarnessRacing](http://www.facebook.com/PJHarnessRacing)



RISE Digital, Harness Racing Australia nor the provider accepts any responsibility for the completeness or accuracy of any of the information contained herein, and makes no representations about its suitability for any particular purpose. Users should make their own judgements about those matters and/or seek independent advice. You assume all risks associated with use of data provided on this page

# Parkes Race 8 Distance 1660m

Friday, 4 April 2025


Gross Time: 2:05.60 MileRate: 2:01.80 LeadTime: 3.80s First Qtr: 30.10s Second Qtr: 31.80s Third Qtr: 29.90s Fourth Qtr: 30.00s

DATA TABLE: 800 / 400 Posi's are position from leader and (how wide the horse was at that position)

No	Horse	Plc	Mar	800 Posi	400 Posi	Time	3rd Qtr	4th Qt
4	Sanders	1	0.0m	2.2m (1)	0.0m (1)	2:05.60	29.74s	30.00s
5	Vinygetsachance	2	0.2m	6.4m (1)	4.4m (1)	2:05.62	29.75s	29.69s
2	Grant For Lexy	3	8.4m	0.0m (0)	0.2m (0)	2:06.26	29.91s	30.61s
6	Monster Mint	4	13.4m	15.8m (1)	16.0m (1)	2:06.65	29.92s	29.81s
3	Cam I Am	5	15.7m	11.6m (1)	11.4m (1)	2:06.83	29.88s	30.32s
8	Yannick Gee	6	23.1m	12.6m (0)	15.4m (0)	2:07.42	30.11s	30.57s
1	Tallaringafeelgood	7	27.8m	4.4m (0)	5.2m (0)	2:07.78	29.96s	31.69s
7	Eyes For Dollars	8	31.8m	8.4m (0)	10.8m (0)	2:08.10	30.08s	31.57s
9	Excuse To Collect	9	33.3m	17.6m (0)	22.0m (0)	2:08.22	30.23s	30.84s

## Finish Position and metres gained

First Arrow shows distance gain/loss from 2nd Qtr to 3rd Qtr,  
Second Arrow shows distance gain/loss from 3rd Qtr to Finish  
Blue arrow indicates best gain in these quarters.



800

Visual positions in race at 2nd Quarter



400

Visual positions in race at 3rd Quarter



Powered by



Harness Analyser

Sectional Analysis Software

Not just form | Free Trial

[www.facebook.com/PJHarnessRacing](http://www.facebook.com/PJHarnessRacing)



RISE Digital, Harness Racing Australia nor the provider accepts any responsibility for the completeness or accuracy of any of the information contained herein, and makes no representations about its suitability for any particular purpose. Users should make their own judgements about those matters and/or seek independent advice. You assume all risks associated with use of data provided on this page



# Parkes Race 9 Distance 1660m

Friday, 4 April 2025

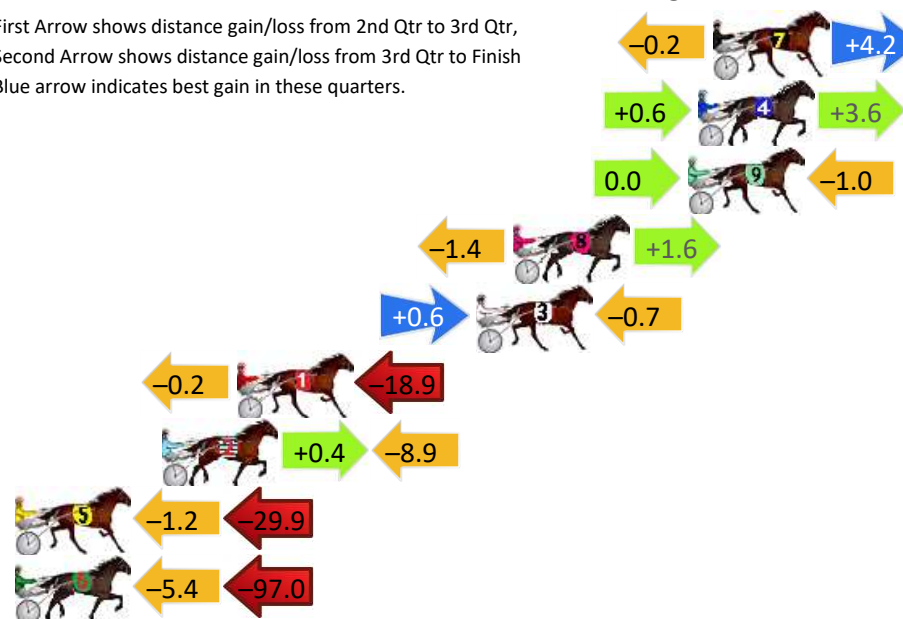
Gross Time: 2:05.10 MileRate: 2:01.30 LeadTime: 3.80s First Qtr: 30.60s Second Qtr: 30.00s Third Qtr: 30.00s Fourth Qtr: 30.70s

DATA TABLE: 800 / 400 Posi's are position from leader and (how wide the horse was at that position)

No	Horse	Plc	Mar	800 Posi	400 Posi	Time	3rd Qtr	4th Qt
7	Tulhurst Toot Toot	1	0.0m	4.0m (0)	4.2m (0)	2:05.10	30.02s	30.38s
4	Toothsville	2	0.6m	4.8m (1)	4.2m (1)	2:05.15	29.96s	30.43s
9	Lucky In America	3	1.0m	0.0m (1)	0.0m (1)	2:05.18	30.00s	30.78s
8	Beautifully Put	4	8.0m	8.2m (0)	9.6m (0)	2:05.74	30.11s	30.58s
3	Jets Reason	5	9.5m	9.4m (1)	8.8m (1)	2:05.86	29.95s	30.75s
1	Aurora Jenny	6	19.1m	0.0m (0)	0.2m (0)	2:06.63	30.00s	32.14s
2	Colensjoy	7	22.1m	13.6m (1)	13.2m (1)	2:06.88	29.96s	31.38s
5	Never Happy	8	54.9m	23.8m (0)	25.0m (0)	2:09.51	30.06s	32.98s
6	Ride My High	9	114.8m	12.4m (0)	17.8m (0)	2:14.32	30.32s	38.10s

## Finish Position and metres gained

First Arrow shows distance gain/loss from 2nd Qtr to 3rd Qtr,  
Second Arrow shows distance gain/loss from 3rd Qtr to Finish  
Blue arrow indicates best gain in these quarters.



800

Visual positions in race at 2nd Quarter



400

Visual positions in race at 3rd Quarter



Powered by



Harness Analyser

Sectional Analysis Software

Not just form | Free Trial

[www.facebook.com/PJHarnessRacing](http://www.facebook.com/PJHarnessRacing)



RISE Digital, Harness Racing Australia nor the provider accepts any responsibility for the completeness or accuracy of any of the information contained herein, and makes no representations about its suitability for any particular purpose. Users should make their own judgements about those matters and/or seek independent advice. You assume all risks associated with use of data provided on this page