

Wagga Riverina Race 1 Distance 1740m

Friday, 4 April 2025


Gross Time: 2:05.80 MileRate: 1:56.40 LeadTime: 8.90s First Qtr: 29.90s Second Qtr: 29.90s Third Qtr: 29.00s Fourth Qtr: 28.10s

DATA TABLE: 800 / 400 Posi's are position from leader and (how wide the horse was at that position)

No	Horse	Plc	Mar	800 Posi	400 Posi	Time	3rd Qtr	4th Qt
5	Magic Captain	1	0.0m	0.0m (0)	0.0m (0)	2:05.80	29.00s	28.10s
9	Dove Lake	2	3.2m	2.4m (1)	1.6m (1)	2:06.04	28.95s	28.21s
4	Its A Fond Memory	3	7.1m	6.4m (0)	4.8m (0)	2:06.32	28.89s	28.26s
2	Bondi Beach	4	14.9m	10.6m (0)	9.2m (0)	2:06.90	28.91s	28.50s
1	Jungle Shark	5	18.1m	15.6m (0)	14.4m (0)	2:07.14	28.92s	28.36s
7	Stipulating	6	18.5m	6.4m (1)	6.4m (1)	2:07.17	29.01s	28.95s
3	Mister Crunch	7	21.2m	16.4m (1)	15.2m (2)	2:07.37	28.92s	28.52s
8	Bagley Boy	8	24.7m	11.4m (1)	12.4m (1)	2:07.62	29.08s	28.96s
10	Bayridge Tommy	9	34.7m	22.2m (0)	24.4m (0)	2:08.36	29.17s	28.82s
6	Rusty Veejay	10	35.9m	28.6m (0)	23.6m (1)	2:08.45	28.66s	28.96s

Finish Position and metres gained

First Arrow shows distance gain/loss from 2nd Qtr to 3rd Qtr, Second Arrow shows distance gain/loss from 3rd Qtr to Finish. Blue arrow indicates best gain in these quarters.



800

Visual positions in race at 2nd Quarter



400

Visual positions in race at 3rd Quarter



Wagga Riverina Race 2 Distance 2270m

Friday, 4 April 2025

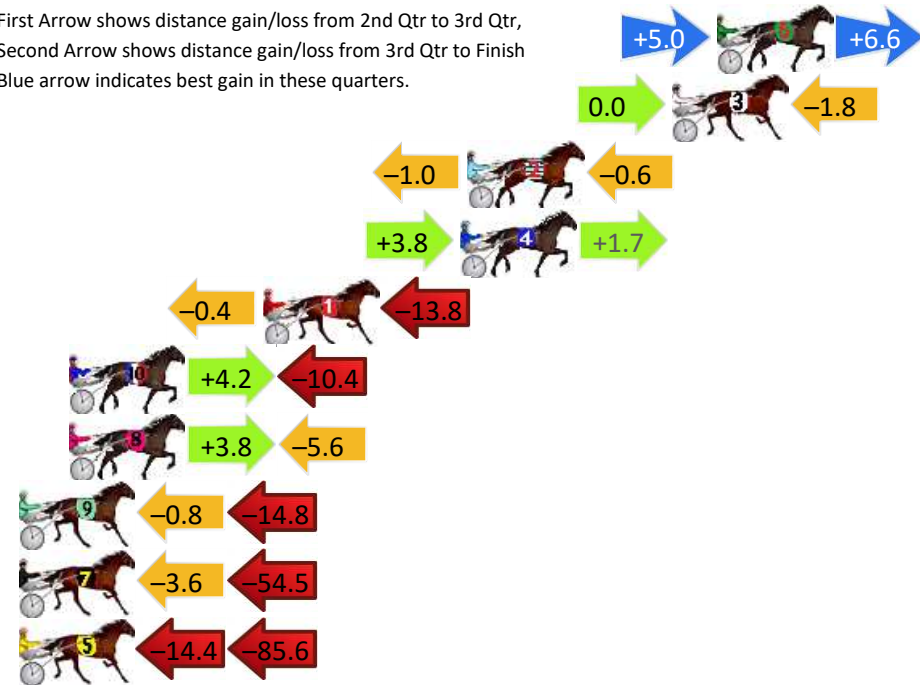
Gross Time: 2:44.40 MileRate: 1:56.50 LeadTime: 47.90s First Qtr: 29.10s Second Qtr: 28.60s Third Qtr: 30.60s Fourth Qtr: 28.20s

DATA TABLE: 800 / 400 Posi's are position from leader and (how wide the horse was at that position)

No	Horse	Plc	Mar	800 Posi	400 Posi	Time	3rd Qtr	4th Qt
6	Forever Onthe Punt	1	0.0m	11.6m (1)	6.6m (2)	2:44.40	30.21s	27.74s
3	Nugget Rogers	2	1.8m	0.0m (0)	0.0m (0)	2:44.53	30.61s	28.33s
2	Spread The Fear	3	10.0m	8.4m (0)	9.4m (0)	2:45.14	30.67s	28.24s
4	Heavens Badgirl	4	10.3m	15.8m (1)	12.0m (2)	2:45.16	30.32s	28.08s
1	I Wanna Dance	5	18.2m	4.0m (0)	4.4m (0)	2:45.75	30.67s	29.17s
10	Arts Fella	6	26.0m	19.8m (1)	15.6m (3)	2:46.33	30.32s	28.93s
8	Im Lord Tommy	7	26.0m	24.2m (1)	20.4m (2)	2:46.33	30.34s	28.59s
9	Zulu Zane	8	29.2m	13.6m (0)	14.4m (1)	2:46.56	30.70s	29.24s
7	Jilliby Ryder	9	61.5m	3.4m (1)	7.0m (1)	2:48.96	31.03s	32.02s
5	Ole Chester	10	107.6m	7.6m (1)	22.0m (1)	2:52.37	31.91s	34.20s

Finish Position and metres gained

First Arrow shows distance gain/loss from 2nd Qtr to 3rd Qtr, Second Arrow shows distance gain/loss from 3rd Qtr to Finish
Blue arrow indicates best gain in these quarters.



800

Visual positions in race at 2nd Quarter



400

Visual positions in race at 3rd Quarter



Sectional Analysis Software

Not just form | Free Trial

www.facebook.com/PJHarnessRacing



RISE Digital, Harness Racing Australia nor the provider accepts any responsibility for the completeness or accuracy of any of the information contained herein, and makes no representations about its suitability for any particular purpose. Users should make their own judgements about those matters and/or seek independent advice. You assume all risks associated with use of data provided on this page

Wagga Riverina Race 3 Distance 2270m

Friday, 4 April 2025



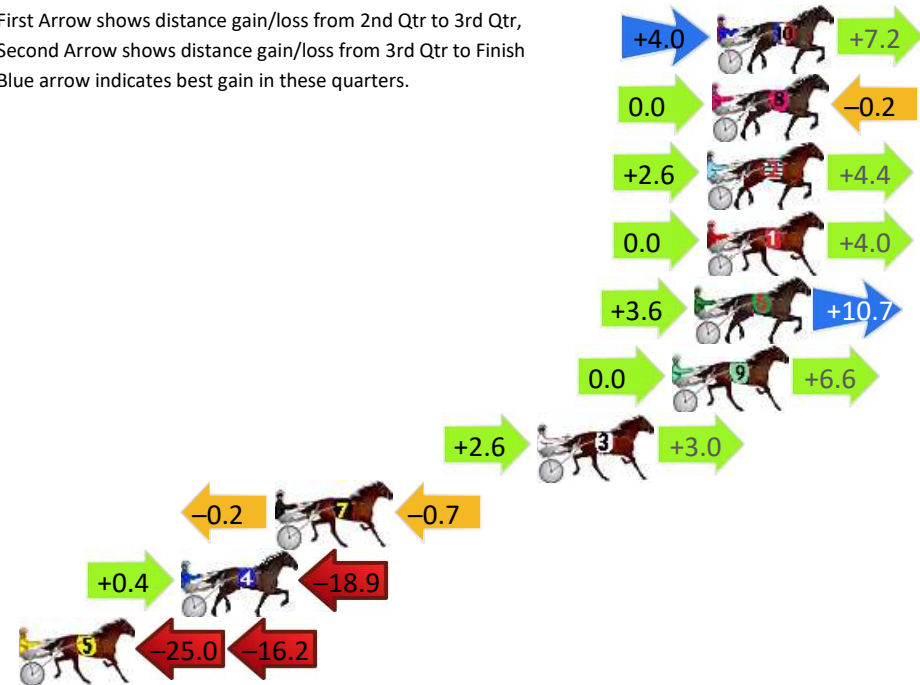
Gross Time: 2:45.90 MileRate: 1:57.60 LeadTime: 46.70s First Qtr: 31.10s Second Qtr: 30.00s Third Qtr: 29.50s Fourth Qtr: 28.60s

DATA TABLE: 800 / 400 Posi's are position from leader and (how wide the horse was at that position)

No	Horse	Plc	Mar	800 Posi	400 Posi	Time	3rd Qtr	4th Qt
10	Burton	1	0.0m	11.2m (1)	7.2m (3)	2:45.90	29.20s	28.09s
8	Braebeach	2	0.2m	0.0m (0)	0.0m (0)	2:45.92	29.50s	28.61s
2	Scottie Mach	3	0.4m	7.4m (1)	4.8m (2)	2:45.93	29.31s	28.29s
1	The Texas Ranger	4	0.4m	4.4m (0)	4.4m (0)	2:45.93	29.50s	28.32s
6	Mop	5	0.9m	15.2m (1)	11.6m (2)	2:45.97	29.23s	27.84s
9	The Mountain	6	1.8m	8.4m (0)	8.4m (0)	2:46.04	29.49s	28.13s
3	Hes A Terror	7	7.2m	12.8m (0)	10.2m (1)	2:46.44	29.31s	28.39s
7	Fiftyshadesofhay	8	17.7m	16.8m (0)	17.0m (1)	2:47.23	29.52s	28.65s
4	Amber Alert	9	21.5m	3.0m (1)	2.6m (1)	2:47.51	29.49s	29.94s
5	The Banker	10	116.2m	75.0m (0)	100.0m (0)	2:54.63	31.32s	29.75s

Finish Position and metres gained

First Arrow shows distance gain/loss from 2nd Qtr to 3rd Qtr, Second Arrow shows distance gain/loss from 3rd Qtr to Finish
Blue arrow indicates best gain in these quarters.



Wagga Riverina Race 4 Distance 1740m

Friday, 4 April 2025

Gross Time: 2:05.50 MileRate: 1:56.10 LeadTime: 8.70s First Qtr: 28.50s Second Qtr: 31.20s Third Qtr: 29.60s Fourth Qtr: 27.50s

DATA TABLE: 800 / 400 Posi's are position from leader and (how wide the horse was at that position)

No	Horse	Plc	Mar	800 Posi	400 Posi	Time	3rd Qtr	4th Qt
7	Our Ultimate Roxy	1	0.0m	4.6m (1)	4.0m (1)	2:05.50	29.55s	27.23s
8	She Haunts Em	2	1.3m	0.6m (1)	0.0m (1)	2:05.59	29.56s	27.59s
3	Just Rock Me Lou	3	2.9m	17.4m (1)	7.0m (2)	2:05.71	28.85s	27.22s
4	Sassy Gabby	4	5.6m	0.0m (0)	0.2m (0)	2:05.91	29.63s	27.87s
6	Treacherous Belle	5	6.6m	22.0m (1)	12.2m (2)	2:05.98	28.89s	27.12s
2	Lenneth	6	6.7m	4.8m (0)	4.6m (0)	2:05.98	29.59s	27.64s
5	Happy Too Ya	7	8.2m	8.8m (1)	8.4m (1)	2:06.09	29.57s	27.49s
1	Hudson River	8	8.5m	9.4m (0)	9.0m (0)	2:06.12	29.57s	27.47s
10	Payroll	9	11.9m	13.2m (1)	2.6m (2)	2:06.36	28.87s	28.14s
9	Roll To The Top	10	12.4m	14.0m (0)	13.4m (0)	2:06.40	29.55s	27.43s

Finish Position and metres gained

First Arrow shows distance gain/loss from 2nd Qtr to 3rd Qtr, Second Arrow shows distance gain/loss from 3rd Qtr to Finish
Blue arrow indicates best gain in these quarters.



800

Visual positions in race at 2nd Quarter



400

Visual positions in race at 3rd Quarter



Wagga Riverina Race 5 Distance 1740m

Friday, 4 April 2025

Gross Time: 2:04.60 MileRate: 1:55.30 LeadTime: 8.60s First Qtr: 28.80s Second Qtr: 28.70s Third Qtr: 29.70s Fourth Qtr: 28.80s

DATA TABLE: 800 / 400 Posi's are position from leader and (how wide the horse was at that position)

No	Horse	Plc	Mar	800 Posi	400 Posi	Time	3rd Qtr	4th Qt
1	Caribbean Pride	1	0.0m	4.0m (0)	4.0m (0)	2:04.60	29.70s	28.51s
9	Barwen Storm	2	1.8m	8.8m (0)	8.0m (0)	2:04.74	29.63s	28.36s
2	Harperville	3	2.1m	0.0m (0)	0.0m (0)	2:04.76	29.70s	28.95s
8	Our Rebel Yell	4	4.5m	22.6m (0)	17.6m (0)	2:04.94	29.32s	27.86s
6	Smokin Pocket	5	5.5m	7.0m (1)	7.2m (1)	2:05.02	29.71s	28.68s
3	Hez Harrywho	6	7.1m	11.0m (1)	11.2m (1)	2:05.14	29.71s	28.51s
10	My Courtell	7	7.1m	15.0m (1)	15.0m (2)	2:05.14	29.69s	28.23s
7	Changeover Girl	8	7.3m	13.8m (0)	12.0m (0)	2:05.15	29.56s	28.46s
4	Dee Terror	9	7.9m	19.2m (1)	10.8m (2)	2:05.20	29.09s	28.59s
5	Unchainmyart	10	12.8m	2.6m (1)	2.8m (1)	2:05.57	29.73s	29.52s

Finish Position and metres gained

First Arrow shows distance gain/loss from 2nd Qtr to 3rd Qtr, Second Arrow shows distance gain/loss from 3rd Qtr to Finish
Blue arrow indicates best gain in these quarters.



800

Visual positions in race at 2nd Quarter



400

Visual positions in race at 3rd Quarter



Wagga Riverina Race 6 Distance 1740m

Friday, 4 April 2025

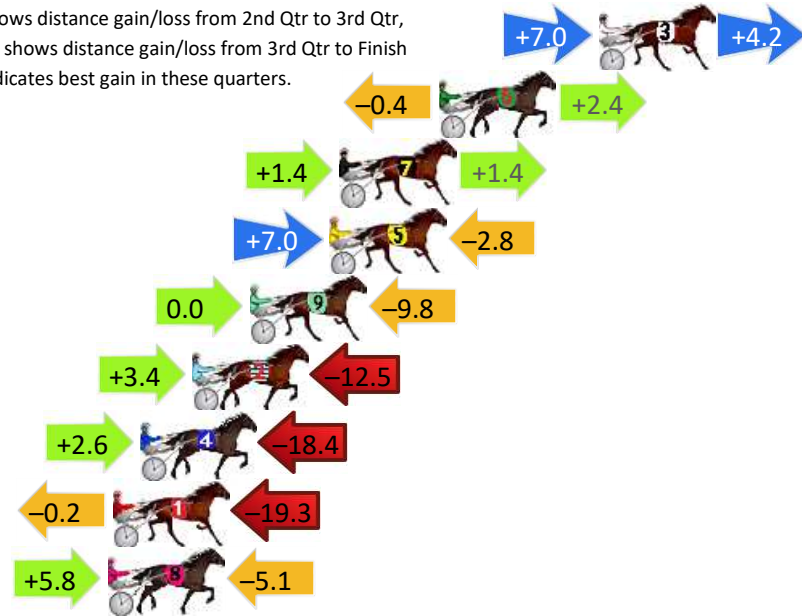
Gross Time: 2:04.60 MileRate: 1:55.30 LeadTime: 8.80s First Qtr: 28.90s Second Qtr: 30.70s Third Qtr: 29.20s Fourth Qtr: 27.00s

DATA TABLE: 800 / 400 Posi's are position from leader and (how wide the horse was at that position)

No	Horse	Plc	Mar	800 Posi	400 Posi	Time	3rd Qtr	4th Qt
3	Bubby To Base	1	0.0m	11.2m (1)	4.2m (1)	2:04.60	28.70s	26.72s
6	Tukaha	2	6.4m	8.4m (0)	8.8m (0)	2:05.06	29.22s	26.84s
7	Alta William	3	10.4m	13.2m (0)	11.8m (1)	2:05.34	29.10s	26.91s
5	Master Gouda	4	10.8m	15.0m (1)	8.0m (2)	2:05.37	28.72s	27.19s
9	Maginot Line	5	14.0m	4.2m (0)	4.2m (0)	2:05.60	29.23s	27.66s
2	Keayang Blue Jeans	6	16.3m	7.2m (1)	3.8m (2)	2:05.76	29.00s	27.84s
4	Wamboyneinamerica	7	18.4m	2.6m (1)	0.0m (1)	2:05.91	29.07s	28.24s
1	Luvtoo	8	19.5m	0.0m (0)	0.2m (0)	2:05.99	29.27s	28.30s
8	Just Rollyourown	9	19.7m	20.4m (0)	14.6m (2)	2:06.00	28.81s	27.34s

Finish Position and metres gained

First Arrow shows distance gain/loss from 2nd Qtr to 3rd Qtr, Second Arrow shows distance gain/loss from 3rd Qtr to Finish
Blue arrow indicates best gain in these quarters.



800

Visual positions in race at 2nd Quarter



400

Visual positions in race at 3rd Quarter



Wagga Riverina Race 7 Distance 1740m

Friday, 4 April 2025

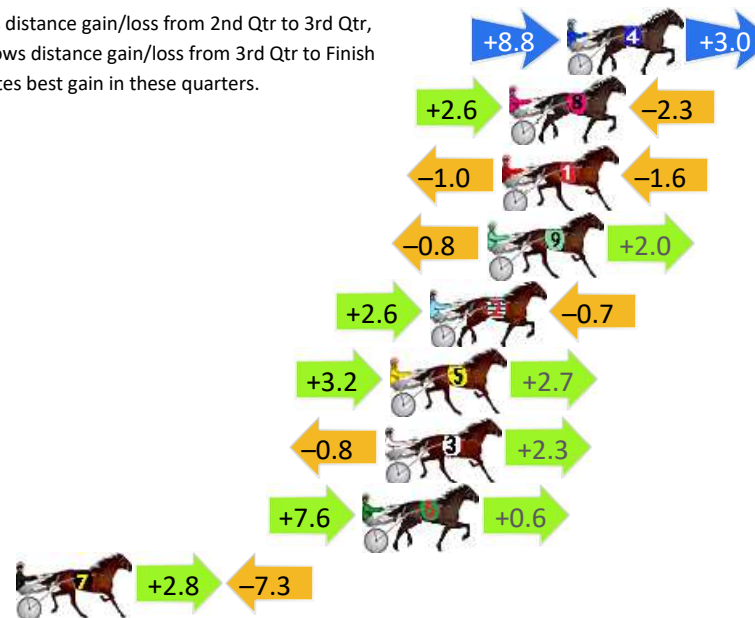
Gross Time: 2:03.30 MileRate: 1:54.00 LeadTime: 8.80s First Qtr: 29.00s Second Qtr: 29.90s Third Qtr: 28.30s Fourth Qtr: 27.30s

DATA TABLE: 800 / 400 Posi's are position from leader and (how wide the horse was at that position)

No	Horse	Plc	Mar	800 Posi	400 Posi	Time	3rd Qtr	4th Qt
4	Dieing Art	1	0.0m	11.8m (1)	3.0m (2)	2:03.30	27.69s	27.10s
8	Skittle Bomb	2	2.3m	2.6m (1)	0.0m (1)	2:03.47	28.12s	27.46s
1	My Crackling Rosie	3	2.6m	0.0m (0)	1.0m (0)	2:03.49	28.37s	27.41s
9	Scheming	4	3.2m	4.4m (0)	5.2m (0)	2:03.53	28.35s	27.16s
2	Lieutenant Arden	5	5.5m	7.4m (1)	4.8m (1)	2:03.70	28.12s	27.35s
5	Rock The Nation	6	7.1m	13.0m (0)	9.8m (1)	2:03.81	28.08s	27.12s
3	Zenxena	7	7.3m	8.8m (0)	9.6m (0)	2:03.82	28.35s	27.14s
6	Raging Sea	8	8.2m	16.4m (1)	8.8m (2)	2:03.89	27.77s	27.26s
7	Fredee Tee	9	22.1m	17.6m (0)	14.8m (1)	2:04.89	28.12s	27.80s

Finish Position and metres gained

First Arrow shows distance gain/loss from 2nd Qtr to 3rd Qtr, Second Arrow shows distance gain/loss from 3rd Qtr to Finish Blue arrow indicates best gain in these quarters.



800

Visual positions in race at 2nd Quarter



400

Visual positions in race at 3rd Quarter



Wagga Riverina Race 8 Distance 1740m

Friday, 4 April 2025

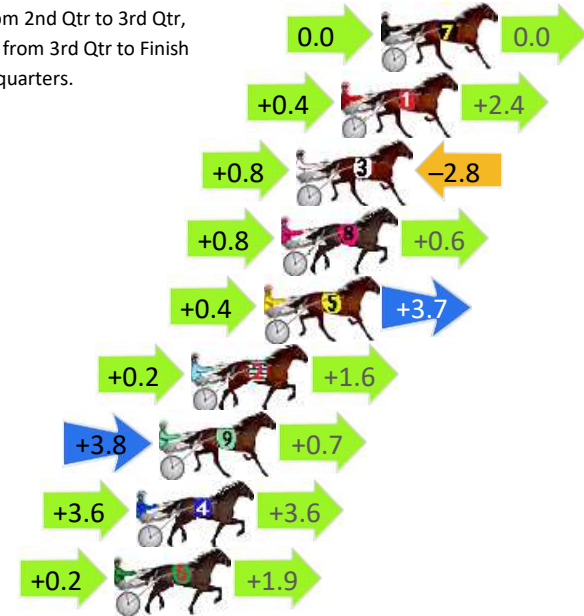
Gross Time: 2:04.60 MileRate: 1:55.20 LeadTime: 8.60s First Qtr: 30.20s Second Qtr: 30.50s Third Qtr: 28.60s Fourth Qtr: 26.70s

DATA TABLE: 800 / 400 Posi's are position from leader and (how wide the horse was at that position)

No	Horse	Plc	Mar	800 Posi	400 Posi	Time	3rd Qtr	4th Qt
7	Boom	1	0.0m	0.0m (0)	0.0m (0)	2:04.60	28.60s	26.70s
1	Leavemeout	2	1.6m	4.4m (0)	4.0m (0)	2:04.71	28.57s	26.54s
3	Mongiana	3	3.4m	1.4m (1)	0.6m (1)	2:04.84	28.55s	26.89s
8	Captains Catch	4	4.0m	5.4m (1)	4.6m (2)	2:04.88	28.54s	26.66s
5	Captain Tom	5	4.7m	8.8m (0)	8.4m (0)	2:04.93	28.56s	26.45s
2	Tizzy Lizzie	6	7.6m	9.4m (1)	9.2m (1)	2:05.13	28.58s	26.59s
9	Pas Guarantee	7	8.9m	13.4m (1)	9.6m (2)	2:05.23	28.34s	26.65s
4	Carlo Gambino	8	9.8m	17.0m (0)	13.4m (1)	2:05.29	28.34s	26.46s
6	Guilty Party	9	10.7m	12.8m (0)	12.6m (0)	2:05.35	28.58s	26.57s

Finish Position and metres gained

First Arrow shows distance gain/loss from 2nd Qtr to 3rd Qtr, Second Arrow shows distance gain/loss from 3rd Qtr to Finish
Blue arrow indicates best gain in these quarters.



800

Visual positions in race at 2nd Quarter



400

Visual positions in race at 3rd Quarter

