

Menangle Race 1 Distance 1609m

Saturday, 5 April 2025


Gross Time: 1:50.90 MileRate: 1:50.90 LeadTime: 0.00s First Qtr: 26.10s Second Qtr: 29.20s Third Qtr: 28.60s Fourth Qtr: 27.00s

DATA TABLE: 800 / 400 Posi's are position from leader and (how wide the horse was at that position)

No	Horse	Plc	Mar	800 Posi	400 Posi	Time	3rd Qtr	4th Qt
6	Double Fear	1	0.0m	8.2m (0)	8.2m (0)	1:50.90	28.58s	26.45s
3	Quiet Storm	2	0.7m	4.2m (0)	4.2m (0)	1:50.95	28.59s	26.77s
10	Supa American	3	3.4m	0.0m (0)	0.0m (0)	1:51.14	28.61s	27.23s
11	Ideal Marquess	4	11.9m	15.6m (1)	16.0m (2)	1:51.75	28.62s	26.72s
5	Promising	5	12.0m	7.6m (1)	8.0m (2)	1:51.75	28.64s	27.27s
7	Franco Tyson	6	13.2m	11.6m (1)	12.0m (2)	1:51.84	28.63s	27.08s
9	Bettor Keppel	7	14.1m	21.2m (0)	20.2m (2)	1:51.90	28.52s	26.59s
2	Still Rollin	8	14.7m	12.8m (0)	12.4m (0)	1:51.95	28.58s	27.15s
8	Novanta Rising	9	16.0m	3.6m (1)	4.4m (1)	1:52.04	28.68s	27.78s
1	Ourtreachorous Reign	10	25.4m	17.0m (0)	16.8m (0)	1:52.71	28.60s	27.58s

Finish Position and metres gained

First Arrow shows distance gain/loss from 2nd Qtr to 3rd Qtr, Second Arrow shows distance gain/loss from 3rd Qtr to Finish Blue arrow indicates best gain in these quarters.



800

Visual positions in race at 2nd Quarter



400

Visual positions in race at 3rd Quarter



Menangle Race 2 Distance 2300m

Saturday, 5 April 2025




Gross Time: 2:42.80 MileRate: 1:53.90 LeadTime: 48.60s First Qtr: 29.70s Second Qtr: 28.00s Third Qtr: 28.00s Fourth Qtr: 28.50s

DATA TABLE: 800 / 400 Posi's are position from leader and (how wide the horse was at that position)

No	Horse	Plc	Mar	800 Posi	400 Posi	Time	3rd Qtr	4th Qt
6	Ryans Gangster	1	0.0m	15.4m (0)	11.0m (0)	2:42.80	27.70s	27.72s
9	Ravishing Sloy	2	2.7m	11.4m (0)	7.0m (1)	2:43.00	27.69s	28.20s
4	Chevron Art	3	3.2m	0.0m (0)	0.0m (0)	2:43.04	28.00s	28.73s
7	Caulonia Courage	4	7.2m	24.4m (0)	12.4m (1)	2:43.34	27.16s	28.13s
3	Speculating	5	12.0m	7.4m (0)	6.0m (0)	2:43.70	27.90s	28.93s
5	Sahara Sirocco	6	17.5m	28.6m (0)	17.4m (1)	2:44.11	27.21s	28.51s
8	Craftmans Charlie	7	40.4m	34.4m (0)	28.4m (1)	2:45.82	27.57s	29.35s
10	Pitch Perfect	8	40.9m	39.8m (0)	32.4m (1)	2:45.86	27.48s	29.10s
2	Mailman	9	86.2m	20.2m (0)	25.2m (0)	2:49.25	28.31s	32.82s

Finish Position and metres gained

First Arrow shows distance gain/loss from 2nd Qtr to 3rd Qtr, Second Arrow shows distance gain/loss from 3rd Qtr to Finish Blue arrow indicates best gain in these quarters.



Menangle Race 3 Distance 2300m

Saturday, 5 April 2025



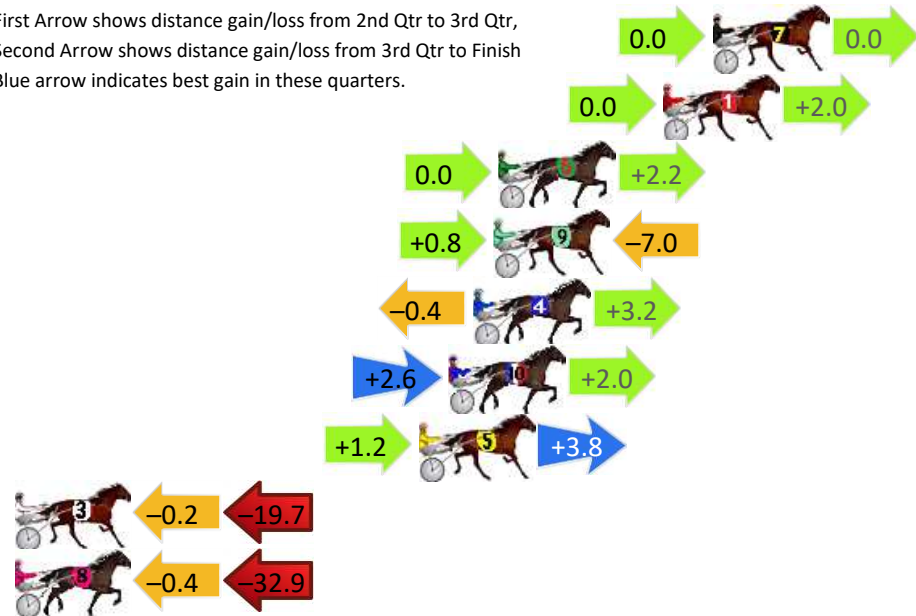
Gross Time: 2:43.20 MileRate: 1:54.20 LeadTime: 49.10s First Qtr: 30.10s Second Qtr: 27.90s Third Qtr: 28.00s Fourth Qtr: 28.10s

DATA TABLE: 800 / 400 Posi's are position from leader and (how wide the horse was at that position)

No	Horse	Plc	Mar	800 Posi	400 Posi	Time	3rd Qtr	4th Qt
7	Dom Toretto	1	0.0m	0.0m (0)	0.0m (0)	2:43.20	28.00s	28.10s
1	Has The Courage	2	2.0m	4.0m (0)	4.0m (0)	2:43.35	28.00s	27.96s
6	Major Major	3	8.6m	10.8m (1)	10.8m (2)	2:43.84	28.00s	27.95s
9	Terry	4	8.8m	2.6m (1)	1.8m (1)	2:43.85	27.94s	28.59s
4	Saint Emilion	5	9.6m	12.4m (0)	12.8m (0)	2:43.91	28.03s	27.88s
10	Betterzippit	6	10.6m	15.2m (1)	12.6m (3)	2:43.98	27.82s	27.96s
5	One Big Shew	7	11.8m	16.8m (0)	15.6m (1)	2:44.07	27.92s	27.83s
3	Outside Fighter	8	28.1m	8.2m (0)	8.4m (0)	2:45.28	28.01s	29.48s
8	Mach Da Vinci	9	39.9m	6.6m (1)	7.0m (1)	2:46.15	28.02s	30.40s

Finish Position and metres gained

First Arrow shows distance gain/loss from 2nd Qtr to 3rd Qtr, Second Arrow shows distance gain/loss from 3rd Qtr to Finish
Blue arrow indicates best gain in these quarters.



Menangle Race 4 Distance 2300m

Saturday, 5 April 2025



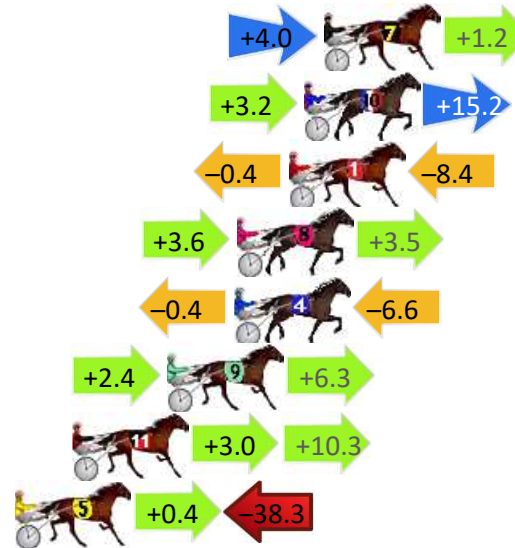
Gross Time: 2:40.80 MileRate: 1:52.50 LeadTime: 48.70s First Qtr: 29.50s Second Qtr: 27.60s Third Qtr: 27.30s Fourth Qtr: 27.70s

DATA TABLE: 800 / 400 Posi's are position from leader and (how wide the horse was at that position)

No	Horse	Plc	Mar	800 Posi	400 Posi	Time	3rd Qtr	4th Qt
3	Max Delight	1	0.0m	4.2m (0)	4.0m (0)	2:40.80	27.29s	27.42s
2	Swayzee	2	0.9m	0.0m (0)	0.0m (0)	2:40.87	27.30s	27.76s
7	Jay Ok	3	15.6m	20.8m (0)	16.8m (0)	2:41.94	27.03s	27.62s
10	Cya Art	4	16.4m	34.8m (0)	31.6m (1)	2:41.99	27.09s	26.65s
1	Petes Said So	5	17.0m	8.2m (0)	8.6m (0)	2:42.04	27.32s	28.28s
8	Cassius Deck	6	19.1m	26.2m (0)	22.6m (0)	2:42.19	27.06s	27.46s
4	Whereyabinboppin	7	19.2m	12.2m (0)	12.6m (0)	2:42.20	27.32s	28.15s
9	Ardens Ace	8	21.9m	30.6m (0)	28.2m (0)	2:42.40	27.14s	27.27s
11	Montalbano	9	25.7m	39.0m (0)	36.0m (1)	2:42.67	27.10s	26.99s
5	Fire Fox	10	54.5m	16.6m (0)	16.2m (1)	2:44.77	27.25s	30.34s

Finish Position and metres gained

First Arrow shows distance gain/loss from 2nd Qtr to 3rd Qtr, Second Arrow shows distance gain/loss from 3rd Qtr to Finish
Blue arrow indicates best gain in these quarters.



Menangle Race 5 Distance 1609m

Saturday, 5 April 2025


Gross Time: 1:50.50 MileRate: 1:50.50 LeadTime: 0.00s First Qtr: 25.90s Second Qtr: 28.10s Third Qtr: 28.70s Fourth Qtr: 27.80s

DATA TABLE: 800 / 400 Posi's are position from leader and (how wide the horse was at that position)

No	Horse	Plc	Mar	800 Posi	400 Posi	Time	3rd Qtr	4th Qt
10	Tay Tay	1	0.0m	0.0m (0)	0.0m (0)	1:50.50	28.70s	27.80s
1	Bella Danza	2	3.5m	9.4m (0)	8.2m (0)	1:50.76	28.61s	27.48s
8	Pandaia	3	3.6m	4.6m (0)	4.0m (0)	1:50.76	28.66s	27.77s
3	Joelita	4	4.4m	13.4m (0)	12.4m (0)	1:50.82	28.62s	27.25s
7	Ideal In Dreams	5	9.5m	29.8m (0)	16.4m (0)	1:51.19	27.75s	27.32s
4	Destiny Stride	6	9.5m	17.4m (0)	7.6m (1)	1:51.19	28.01s	27.93s
6	Maria Allegonda	7	10.8m	25.4m (0)	16.2m (1)	1:51.29	28.05s	27.43s
5	Gipsy Princess	8	14.9m	21.4m (0)	12.0m (1)	1:51.59	28.04s	28.00s
9	Im Presi Belle	9	15.4m	34.6m (0)	21.6m (0)	1:51.63	27.78s	27.37s

Finish Position and metres gained

First Arrow shows distance gain/loss from 2nd Qtr to 3rd Qtr, Second Arrow shows distance gain/loss from 3rd Qtr to Finish
Blue arrow indicates best gain in these quarters.



Menangle Race 6 Distance 1609m

Saturday, 5 April 2025


Gross Time: 1:52.70 MileRate: 1:52.70 LeadTime: 0.00s First Qtr: 26.30s Second Qtr: 30.60s Third Qtr: 29.00s Fourth Qtr: 26.80s

DATA TABLE: 800 / 400 Posi's are position from leader and (how wide the horse was at that position)

No	Horse	Plc	Mar	800 Posi	400 Posi	Time	3rd Qtr	4th Qt
10	Sinaloa	1	0.0m	3.8m (0)	4.0m (0)	1:52.70	29.00s	26.53s
4	Seathestars	2	4.5m	0.0m (0)	0.0m (0)	1:53.02	29.01s	27.10s
1	Zeron	3	7.5m	7.8m (0)	8.8m (0)	1:53.23	29.07s	26.71s
5	Red Sapphire	4	7.8m	13.2m (1)	12.6m (1)	1:53.25	28.95s	26.48s
6	Petes Crunch Time	5	11.0m	15.8m (0)	18.0m (0)	1:53.48	29.13s	26.33s
8	Walter Warlock	6	11.3m	4.6m (1)	3.4m (1)	1:53.50	28.94s	27.33s
7	Spitfire	7	11.6m	17.4m (1)	16.6m (1)	1:53.52	28.93s	26.47s
2	Flash Azarat	8	12.7m	11.8m (0)	14.0m (0)	1:53.60	29.15s	26.71s
9	Double It Harry	9	13.7m	20.0m (0)	22.4m (0)	1:53.67	29.14s	26.22s
3	Captain Groove	10	39.5m	8.8m (1)	8.6m (1)	1:55.49	29.07s	28.86s

Finish Position and metres gained

First Arrow shows distance gain/loss from 2nd Qtr to 3rd Qtr, Second Arrow shows distance gain/loss from 3rd Qtr to Finish
Blue arrow indicates best gain in these quarters.



800

Visual positions in race at 2nd Quarter



400

Visual positions in race at 3rd Quarter



Sectional Analysis Software
Not just form | Free Trial



RISE Digital, Harness Racing Australia nor the provider accepts any responsibility for the completeness or accuracy of any of the information contained herein, and makes no representations about its suitability for any particular purpose. Users should make their own judgements about those matters and/or seek independent advice. You assume all risks associated with use of data provided on this page

www.facebook.com/PJHarnessRacing

Menangle Race 7 Distance 1609m

Saturday, 5 April 2025

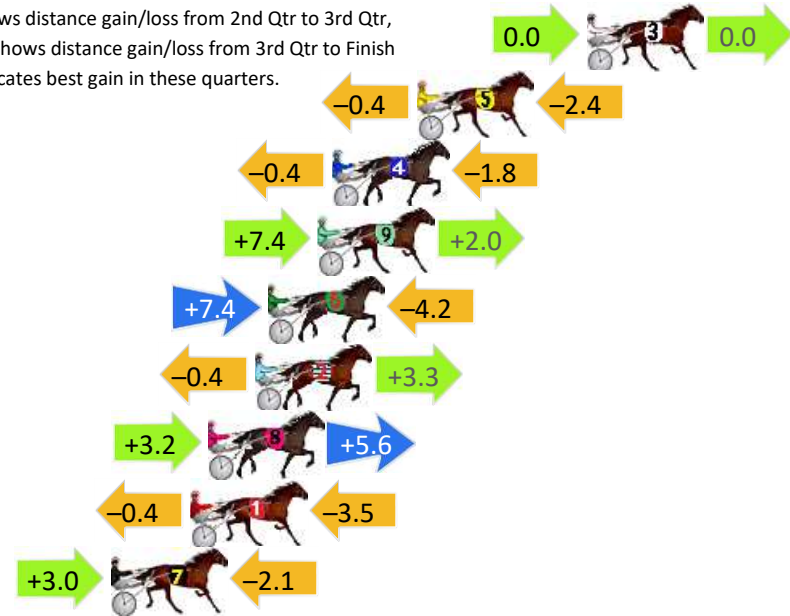
Gross Time: 1:53.00 MileRate: 1:53.00 LeadTime: 0.00s First Qtr: 26.60s Second Qtr: 29.60s Third Qtr: 29.60s Fourth Qtr: 27.20s

DATA TABLE: 800 / 400 Posi's are position from leader and (how wide the horse was at that position)

No	Horse	Plc	Mar	800 Posi	400 Posi	Time	3rd Qtr	4th Qt
3	Peace Out	1	0.0m	0.0m (0)	0.0m (0)	1:53.00	29.60s	27.20s
5	London Baby	2	6.8m	4.0m (0)	4.4m (0)	1:53.49	29.64s	27.36s
4	Sugar Rush	3	10.2m	8.0m (0)	8.4m (0)	1:53.73	29.63s	27.32s
9	Our Dance Monkey	4	10.8m	20.2m (1)	12.8m (1)	1:53.77	29.07s	27.06s
6	Harleequin	5	12.8m	16.0m (1)	8.6m (1)	1:53.92	29.09s	27.48s
2	Lady Deloris	6	13.3m	16.2m (0)	16.6m (0)	1:53.95	29.62s	26.98s
8	Freedom Art	7	15.2m	24.0m (0)	20.8m (0)	1:54.09	29.36s	26.82s
1	La Feast	8	15.9m	12.0m (0)	12.4m (0)	1:54.14	29.64s	27.44s
7	Crusader Miss	9	19.1m	20.0m (0)	17.0m (1)	1:54.37	29.39s	27.34s

Finish Position and metres gained

First Arrow shows distance gain/loss from 2nd Qtr to 3rd Qtr,
Second Arrow shows distance gain/loss from 3rd Qtr to Finish
Blue arrow indicates best gain in these quarters.



800

Visual positions in race at 2nd Quarter



400

Visual positions in race at 3rd Quarter



Menangle Race 8 Distance 1609m

Saturday, 5 April 2025

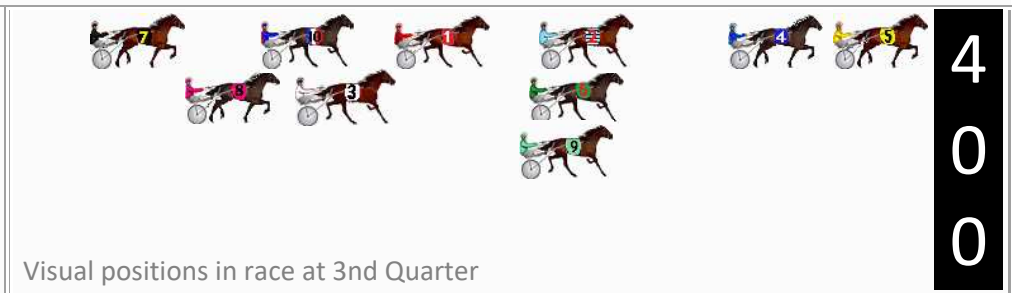

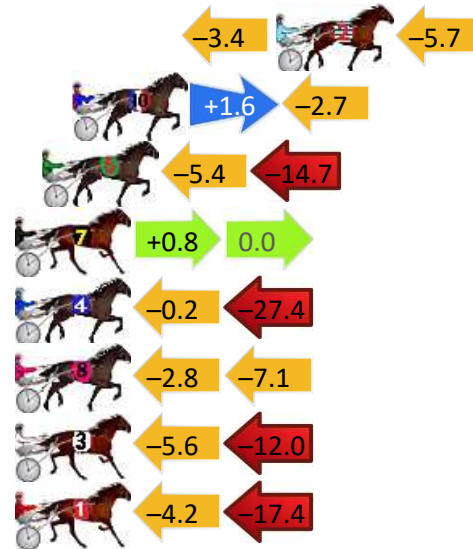
Gross Time: 1:54.30 MileRate: 1:54.30 LeadTime: 0.00s First Qtr: 28.50s Second Qtr: 29.90s Third Qtr: 27.70s Fourth Qtr: 28.20s

DATA TABLE: 800 / 400 Posi's are position from leader and (how wide the horse was at that position)

No	Horse	Plc	Mar	800 Posi	400 Posi	Time	3rd Qtr	4th Qt
9	London To A Brick	1	0.0m	11.6m (1)	12.6m (2)	1:54.30	27.78s	27.32s
5	Hanover Da Moon	2	1.0m	0.0m (0)	0.0m (0)	1:54.37	27.70s	28.27s
2	Foottapper	3	17.5m	8.4m (0)	11.8m (0)	1:55.60	27.93s	28.60s
10	Speedy Lover	4	25.7m	24.6m (0)	23.0m (0)	1:56.20	27.59s	28.39s
6	Courage Stride	5	26.9m	6.8m (1)	12.2m (1)	1:56.29	28.07s	29.23s
7	Gee Cee Calder	6	29.8m	30.6m (0)	29.8m (0)	1:56.51	27.64s	28.20s
4	Aldebaran Jensen	7	31.6m	4.0m (0)	4.2m (0)	1:56.64	27.70s	30.12s
8	Sunny Gee	8	33.1m	23.2m (1)	26.0m (1)	1:56.75	27.89s	28.70s
3	Affaire De Cover	9	33.6m	16.0m (1)	21.6m (1)	1:56.79	28.08s	29.04s
1	Should Beabarca	10	35.0m	13.4m (0)	17.6m (0)	1:56.89	27.98s	29.42s

Finish Position and metres gained

First Arrow shows distance gain/loss from 2nd Qtr to 3rd Qtr, Second Arrow shows distance gain/loss from 3rd Qtr to Finish Blue arrow indicates best gain in these quarters.



Menangle Race 9 Distance 1609m

Saturday, 5 April 2025


Gross Time: 1:54.20 MileRate: 1:54.20 LeadTime: 0.00s First Qtr: 26.70s Second Qtr: 30.70s Third Qtr: 29.10s Fourth Qtr: 27.70s

DATA TABLE: 800 / 400 Posi's are position from leader and (how wide the horse was at that position)

No	Horse	Plc	Mar	800 Posi	400 Posi	Time	3rd Qtr	4th Qt
9	Nocturnal	1	0.0m	9.4m (1)	9.2m (1)	1:54.20	29.07s	27.07s
6	Lochinvar Leader	2	0.1m	5.4m (1)	4.8m (1)	1:54.21	29.05s	27.38s
4	Pure Grunt	3	1.9m	0.0m (0)	0.0m (0)	1:54.34	29.10s	27.83s
10	Smooth Buckaroo	4	5.4m	14.4m (1)	14.2m (1)	1:54.59	29.07s	27.09s
1	San Sebastian	5	11.8m	4.4m (0)	4.6m (0)	1:55.06	29.13s	28.20s
3	Mydnight	6	18.7m	1.4m (1)	0.8m (1)	1:55.56	29.09s	28.93s
5	Marranzano	7	19.1m	12.6m (0)	16.0m (0)	1:55.59	29.35s	27.91s
7	Wit Wickee	8	19.5m	17.6m (0)	20.4m (0)	1:55.62	29.30s	27.64s
8	Major Austin	9	34.7m	22.6m (0)	22.2m (1)	1:56.73	29.09s	28.56s
2	Letmebeclear	10	44.3m	8.4m (0)	11.8m (0)	1:57.43	29.40s	29.94s

Finish Position and metres gained

First Arrow shows distance gain/loss from 2nd Qtr to 3rd Qtr, Second Arrow shows distance gain/loss from 3rd Qtr to Finish. Blue arrow indicates best gain in these quarters.



800

Visual positions in race at 2nd Quarter



400

Visual positions in race at 3rd Quarter



Menangle Race 10 Distance 2300m

Saturday, 5 April 2025

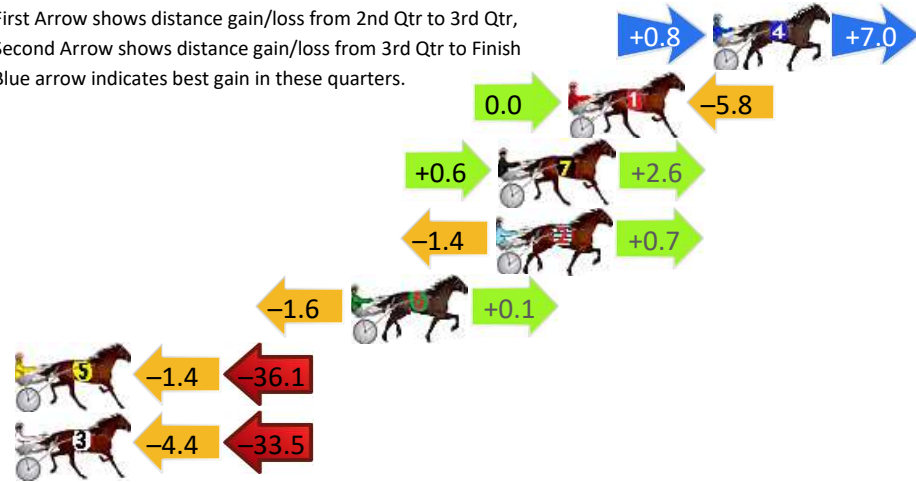
Gross Time: 2:50.50 MileRate: 1:59.30 LeadTime: 50.80s First Qtr: 31.10s Second Qtr: 29.80s Third Qtr: 29.30s Fourth Qtr: 29.50s

DATA TABLE: 800 / 400 Posi's are position from leader and (how wide the horse was at that position)

No	Horse	Plc	Mar	800 Posi	400 Posi	Time	3rd Qtr	4th Qt
4	GOAT	1	0.0m	7.8m (1)	7.0m (2)	2:50.50	29.24s	28.99s
1	Prohibited Love	2	5.8m	0.0m (0)	0.0m (0)	2:50.95	29.30s	29.93s
7	We Can Have It All	3	8.6m	11.8m (1)	11.2m (2)	2:51.17	29.26s	29.31s
2	Titan Stride	4	8.7m	8.0m (0)	9.4m (0)	2:51.17	29.40s	29.45s
6	Military Merit	5	14.5m	13.0m (0)	14.6m (0)	2:51.62	29.42s	29.49s
5	Malibuu	6	41.5m	4.0m (0)	5.4m (0)	2:53.71	29.39s	32.15s
3	Impact Stride	7	41.7m	3.8m (1)	8.2m (1)	2:53.72	29.61s	31.96s

Finish Position and metres gained

First Arrow shows distance gain/loss from 2nd Qtr to 3rd Qtr, Second Arrow shows distance gain/loss from 3rd Qtr to Finish. Blue arrow indicates best gain in these quarters.



800

Visual positions in race at 2nd Quarter



400

Visual positions in race at 3rd Quarter

