

Newcastle Race 1 Distance 1609m

Monday, 7 April 2025


Gross Time: 1:55.90 MileRate: 1:55.90 LeadTime: 0.00s First Qtr: 28.10s Second Qtr: 30.10s Third Qtr: 27.70s Fourth Qtr: 30.00s

DATA TABLE: 800 / 400 Posi's are position from leader and (how wide the horse was at that position)

No	Horse	Plc	Mar	800 Posi	400 Posi	Time	3rd Qtr	4th Qt
1	All Star Magician	1	0.0m	4.0m (0)	4.0m (0)	1:55.90	27.71s	29.70s
4	What For	2	1.1m	12.4m (0)	12.0m (0)	1:55.99	27.70s	29.19s
3	Ire Of The Dragon	3	2.2m	5.4m (1)	4.2m (1)	1:56.07	27.62s	29.85s
7	Hot Embers	4	2.5m	0.0m (0)	0.0m (0)	1:56.10	27.69s	30.19s
9	Wallaroy Boy	5	4.8m	8.2m (0)	8.0m (0)	1:56.28	27.69s	29.76s
2	Artful Babe	6	14.1m	10.0m (1)	10.6m (1)	1:57.01	27.73s	30.26s
6	Noworries	7	15.8m	19.0m (1)	15.0m (1)	1:57.14	27.41s	30.06s
5	Carolsdiamond	8	18.0m	17.0m (0)	17.2m (0)	1:57.31	27.71s	30.06s
8	Robyn Taylor	9	21.2m	23.0m (1)	21.6m (0)	1:57.57	27.60s	29.97s
10	Hasler	10	23.7m	14.0m (1)	12.4m (2)	1:57.76	27.55s	30.84s

Finish Position and metres gained

First Arrow shows distance gain/loss from 2nd Qtr to 3rd Qtr, Second Arrow shows distance gain/loss from 3rd Qtr to Finish Blue arrow indicates best gain in these quarters.



800

Visual positions in race at 2nd Quarter



400

Visual positions in race at 3rd Quarter



Powered by



Harness Analyser

Sectional Analysis Software

Not just form | Free Trial

www.facebook.com/PJHarnessRacing



RISE Digital, Harness Racing Australia nor the provider accepts any responsibility for the completeness or accuracy of any of the information contained herein, and makes no representations about its suitability for any particular purpose. Users should make their own judgements about those matters and/or seek independent advice. You assume all risks associated with use of data provided on this page

Newcastle Race 2 Distance 1609m

Monday, 7 April 2025


Gross Time: 1:55.90 MileRate: 1:55.90 LeadTime: 0.00s First Qtr: 29.00s Second Qtr: 30.80s Third Qtr: 28.30s Fourth Qtr: 27.80s

DATA TABLE: 800 / 400 Posi's are position from leader and (how wide the horse was at that position)

No	Horse	Plc	Mar	800 Posi	400 Posi	Time	3rd Qtr	4th Qt
1	Halloween	1	0.0m	0.0m (0)	0.0m (0)	1:55.90	28.30s	27.80s
8	Summer Rockstar	2	12.8m	3.2m (1)	4.4m (0)	1:56.84	28.39s	28.38s
5	Nightwatch Star	3	17.3m	11.6m (1)	6.8m (2)	1:57.16	27.97s	28.53s
4	Macs Tomado	4	18.4m	7.2m (1)	3.6m (1)	1:57.25	28.06s	28.82s
2	Notmuchuptop	5	21.7m	10.4m (0)	24.2m (0)	1:57.49	29.26s	27.63s
3	Yogi	6	21.9m	16.0m (1)	11.6m (1)	1:57.50	28.00s	28.51s
7	Cooindalai	7	23.3m	18.6m (0)	21.6m (1)	1:57.60	28.51s	27.92s
10	Gunfightersghost	8	23.8m	14.6m (0)	30.4m (0)	1:57.64	29.40s	27.34s
9	Couldnt Recommend	9	216.5m	6.2m (0)	44.0m (0)	2:11.73	31.04s	39.72s

Finish Position and metres gained

First Arrow shows distance gain/loss from 2nd Qtr to 3rd Qtr,
Second Arrow shows distance gain/loss from 3rd Qtr to Finish
Blue arrow indicates best gain in these quarters.



Visual positions in race at 2nd Quarter



Visual positions in race at 3rd Quarter

Newcastle Race 3 Distance 1609m

Monday, 7 April 2025

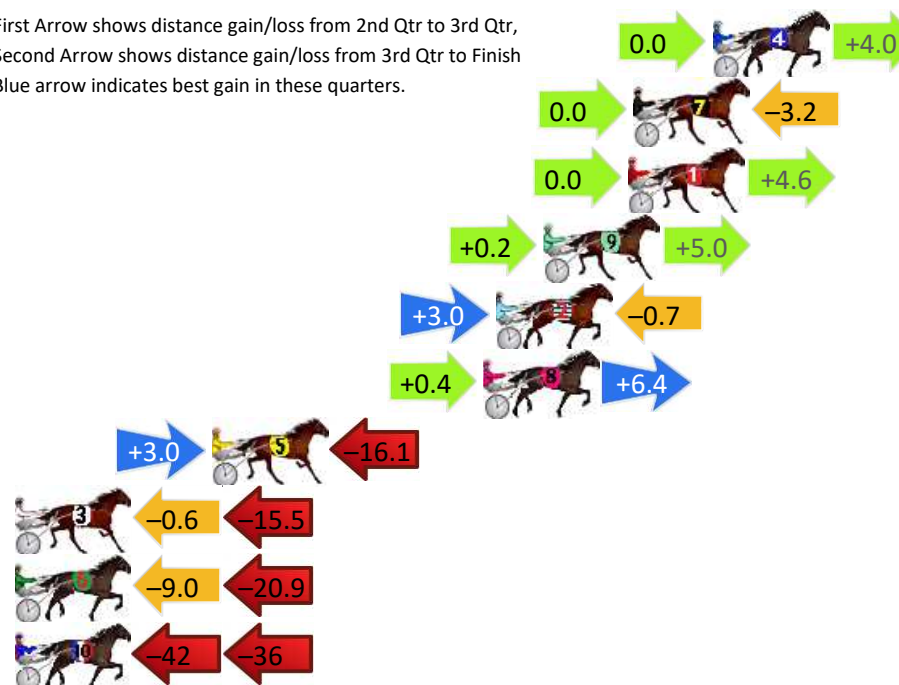
Gross Time: 1:57.40 MileRate: 1:57.40 LeadTime: 0.00s First Qtr: 28.90s Second Qtr: 30.40s Third Qtr: 29.20s Fourth Qtr: 28.90s

DATA TABLE: 800 / 400 Posi's are position from leader and (how wide the horse was at that position)

NoHorse	Plc	Mar	800 Posi	400 Posi	Time	3rd Qtr	4th Qt
4 Double Lines	1	0.0m	4.0m (0)	4.0m (0)	1:57.40	29.20s	28.61s
7 Secret Wish	2	3.2m	0.0m (0)	0.0m (0)	1:57.64	29.20s	29.13s
1 Rocknroll Tony	3	3.4m	8.0m (0)	8.0m (0)	1:57.66	29.20s	28.57s
9 Seamark	4	6.8m	12.0m (0)	11.8m (0)	1:57.92	29.18s	28.54s
2 Eyes Been Patient	5	8.7m	11.0m (1)	8.0m (1)	1:58.06	28.98s	28.95s
8 Eiffel From Heaven	6	9.2m	16.0m (0)	15.6m (0)	1:58.10	29.17s	28.44s
5 Johnny Dee	7	20.1m	7.0m (1)	4.0m (1)	1:58.92	28.99s	30.06s
3 Our Lucille	8	31.1m	15.0m (1)	15.6m (1)	1:59.76	29.25s	30.01s
6 Torque Like A Lady	9	53.9m	24.0m (0)	33.0m (0)	2:01.49	29.86s	30.40s
10 Lettuce Go Miki	10	80.7m	3.0m (1)	45.0m (0)	2:03.52	32.25s	31.46s


Finish Position and metres gained

First Arrow shows distance gain/loss from 2nd Qtr to 3rd Qtr,
Second Arrow shows distance gain/loss from 3rd Qtr to Finish
Blue arrow indicates best gain in these quarters.



800

Visual positions in race at 2nd Quarter



400

Visual positions in race at 3rd Quarter



Powered by



Harness Analyser

Sectional Analysis Software

Not just form | Free Trial

www.facebook.com/PJHarnessRacing



RISE Digital, Harness Racing Australia nor the provider accepts any responsibility for the completeness or accuracy of any of the information contained herein, and makes no representations about its suitability for any particular purpose. Users should make their own judgements about those matters and/or seek independent advice. You assume all risks associated with use of data provided on this page

Newcastle Race 4 Distance 1609m

Monday, 7 April 2025

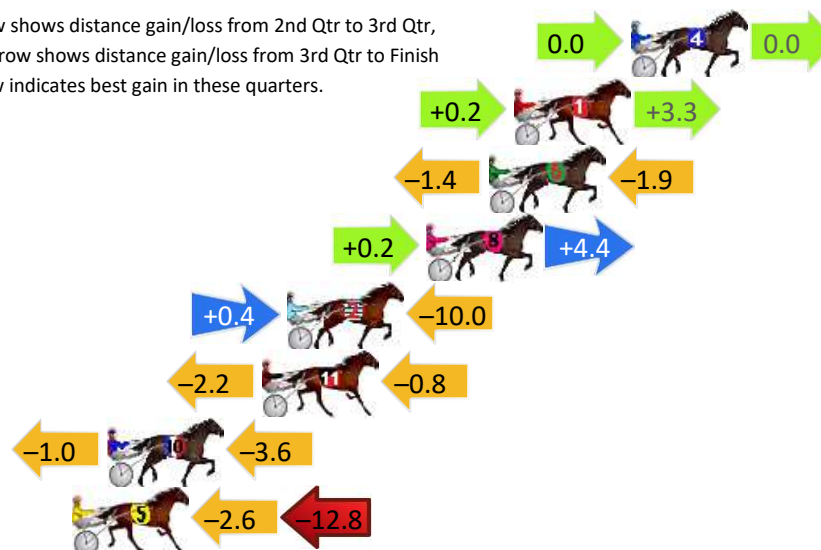
Gross Time: 1:54.30 MileRate: 1:54.30 LeadTime: 0.00s First Qtr: 27.90s Second Qtr: 29.70s Third Qtr: 27.90s Fourth Qtr: 28.80s

DATA TABLE: 800 / 400 Posi's are position from leader and (how wide the horse was at that position)

NoHorse	Plc	Mar	800 Posi	400 Posi	Time	3rd Qtr	4th Qt
4 Wheres My Reason	1	0.0m	0.0m (0)	0.0m (0)	1:54.30	27.90s	28.80s
1 Line Of Courage	2	4.7m	8.2m (0)	8.0m (0)	1:54.66	27.89s	28.56s
6 Ultimate All Star	3	5.7m	2.4m (1)	3.8m (1)	1:54.73	28.00s	28.94s
8 Tollsa King	4	8.2m	12.8m (0)	12.6m (0)	1:54.92	27.89s	28.48s
2 Midnight Haze	5	13.8m	4.2m (0)	3.8m (0)	1:55.34	27.86s	29.52s
11 August Star	6	14.8m	11.8m (1)	14.0m (1)	1:55.42	28.05s	28.86s
10 Lewie Kelly	7	21.0m	16.4m (1)	17.4m (2)	1:55.89	27.97s	29.06s
5 The Eye In The Sky	8	22.4m	7.0m (1)	9.6m (1)	1:55.99	28.07s	29.72s

Finish Position and metres gained

First Arrow shows distance gain/loss from 2nd Qtr to 3rd Qtr,
Second Arrow shows distance gain/loss from 3rd Qtr to Finish
Blue arrow indicates best gain in these quarters.



800

Visual positions in race at 2nd Quarter



400

Visual positions in race at 3rd Quarter



Powered by



Harness Analyser

Sectional Analysis Software

Not just form | Free Trial

www.facebook.com/PJHarnessRacing



RISE Digital, Harness Racing Australia nor the provider accepts any responsibility for the completeness or accuracy of any of the information contained herein, and makes no representations about its suitability for any particular purpose. Users should make their own judgements about those matters and/or seek independent advice. You assume all risks associated with use of data provided on this page

Newcastle Race 5 Distance 1609m

Monday, 7 April 2025


Gross Time: 1:54.00 MileRate: 1:54.00 LeadTime: 0.00s First Qtr: 27.40s Second Qtr: 29.10s Third Qtr: 28.20s Fourth Qtr: 29.30s

DATA TABLE: 800 / 400 Posi's are position from leader and (how wide the horse was at that position)

No	Horse	Plc	Mar	800 Posi	400 Posi	Time	3rd Qtr	4th Qt
7	Double Said	1	0.0m	1.6m (1)	0.0m (0)	1:54.00	28.09s	29.30s
4	Tough Talks	2	7.2m	4.0m (0)	5.0m (1)	1:54.55	28.27s	29.46s
5	Uncle Gregory	3	9.9m	7.8m (1)	8.6m (2)	1:54.76	28.26s	29.39s
9	Sir Candy Cloud	4	12.7m	12.4m (0)	14.4m (1)	1:54.98	28.35s	29.18s
10	Bring Your Best	5	15.2m	12.6m (1)	13.2m (2)	1:55.17	28.24s	29.45s
2	Fleur Bella	6	16.1m	16.8m (0)	13.2m (0)	1:55.24	27.94s	29.51s
1	Abridged	7	16.2m	8.0m (0)	10.0m (1)	1:55.24	28.33s	29.75s
8	Booker Bay	8	18.4m	17.6m (1)	17.2m (2)	1:55.41	28.17s	29.39s
3	War Western	9	29.8m	0.0m (0)	7.0m (0)	1:56.29	28.67s	30.96s
6	Polish Prince	10	85.4m	24.2m (0)	46.0m (0)	2:00.56	29.70s	32.17s

Finish Position and metres gained

First Arrow shows distance gain/loss from 2nd Qtr to 3rd Qtr,
Second Arrow shows distance gain/loss from 3rd Qtr to Finish
Blue arrow indicates best gain in these quarters.



800

Visual positions in race at 2nd Quarter



400

Visual positions in race at 3rd Quarter



Powered by



Harness Analyser

Sectional Analysis Software

Not just form | Free Trial

www.facebook.com/PJHarnessRacing



RISE Digital, Harness Racing Australia nor the provider accepts any responsibility for the completeness or accuracy of any of the information contained herein, and makes no representations about its suitability for any particular purpose. Users should make their own judgements about those matters and/or seek independent advice. You assume all risks associated with use of data provided on this page

Newcastle Race 6 Distance 1609m

Monday, 7 April 2025

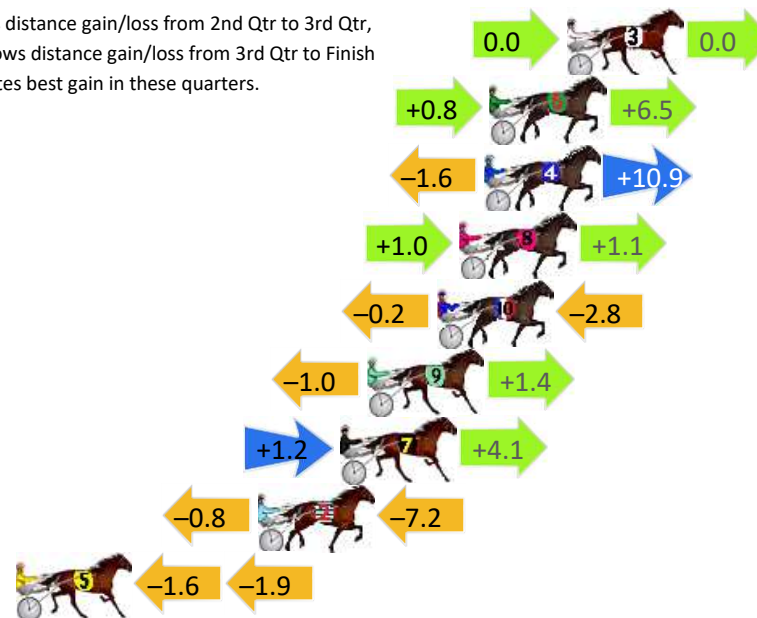
Gross Time: 1:57.30 MileRate: 1:57.30 LeadTime: 0.00s First Qtr: 27.30s Second Qtr: 32.30s Third Qtr: 29.30s Fourth Qtr: 28.40s

DATA TABLE: 800 / 400 Posi's are position from leader and (how wide the horse was at that position)

No	Horse	Plc	Mar	800 Posi	400 Posi	Time	3rd Qtr	4th Qt
3	Shadow Eclipse	1	0.0m	0.0m (0)	0.0m (0)	1:57.30	29.30s	28.40s
6	Bodyline	2	3.1m	10.4m (1)	9.6m (2)	1:57.53	29.24s	27.94s
4	Slingshot	3	3.3m	12.6m (0)	14.2m (0)	1:57.55	29.40s	27.63s
8	Loyola Golf	4	4.3m	6.4m (1)	5.4m (2)	1:57.62	29.23s	28.32s
10	De La Renta	5	5.2m	2.2m (1)	2.4m (1)	1:57.69	29.32s	28.60s
9	Megs Monaro	6	8.0m	8.4m (0)	9.4m (0)	1:57.90	29.37s	28.30s
7	Justawarrior	7	9.1m	14.4m (1)	13.2m (1)	1:57.98	29.21s	28.11s
2	Ghostly Courage	8	12.4m	4.4m (0)	5.2m (0)	1:58.23	29.37s	28.91s
5	Spearhead	9	22.1m	18.6m (1)	20.2m (1)	1:58.95	29.42s	28.53s

Finish Position and metres gained

First Arrow shows distance gain/loss from 2nd Qtr to 3rd Qtr,
Second Arrow shows distance gain/loss from 3rd Qtr to Finish
Blue arrow indicates best gain in these quarters.



800

Visual positions in race at 2nd Quarter



400

Visual positions in race at 3rd Quarter



Newcastle Race 7 Distance 1609m

Monday, 7 April 2025

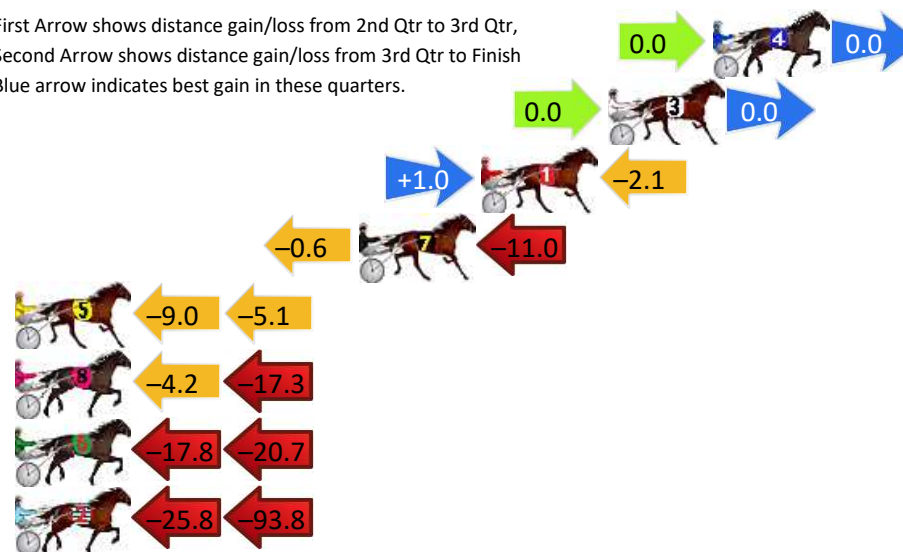
Gross Time: 1:53.70 MileRate: 1:53.70 LeadTime: 0.00s First Qtr: 27.20s Second Qtr: 29.30s Third Qtr: 28.10s Fourth Qtr: 29.10s

DATA TABLE: 800 / 400 Posi's are position from leader and (how wide the horse was at that position)

NoHorse	Plc	Mar	800 Posi	400 Posi	Time	3rd Qtr	4th Qt
4 Longwindingroad	1	0.0m	0.0m (0)	0.0m (0)	1:53.70	28.10s	29.10s
3 GimmeFiveminutesmore	2	4.2m	4.2m (0)	4.2m (0)	1:54.02	28.10s	29.10s
1 Ultimate Rhapsody	3	9.3m	8.2m (0)	7.2m (2)	1:54.41	28.03s	29.25s
7 Captain Dorian	4	14.2m	2.6m (1)	3.2m (1)	1:54.78	28.13s	29.90s
5 Rock It Loud	5	33.7m	19.6m (0)	28.6m (0)	1:56.27	28.73s	29.47s
8 Miki Lee	6	34.1m	12.6m (0)	16.8m (0)	1:56.30	28.38s	30.35s
6 Western Ricki	7	52.3m	13.8m (1)	31.6m (1)	1:57.69	29.34s	30.60s
2 Van Shard	8	128.6m	9.0m (1)	34.8m (0)	2:03.52	29.82s	35.89s


Finish Position and metres gained

First Arrow shows distance gain/loss from 2nd Qtr to 3rd Qtr,
Second Arrow shows distance gain/loss from 3rd Qtr to Finish
Blue arrow indicates best gain in these quarters.



800

Visual positions in race at 2nd Quarter



400

Visual positions in race at 3rd Quarter



Powered by



Harness Analyser

Sectional Analysis Software

Not just form | Free Trial

www.facebook.com/PJHarnessRacing



RISE Digital, Harness Racing Australia nor the provider accepts any responsibility for the completeness or accuracy of any of the information contained herein, and makes no representations about its suitability for any particular purpose. Users should make their own judgements about those matters and/or seek independent advice. You assume all risks associated with use of data provided on this page

Newcastle Race 8 Distance 1609m

Monday, 7 April 2025


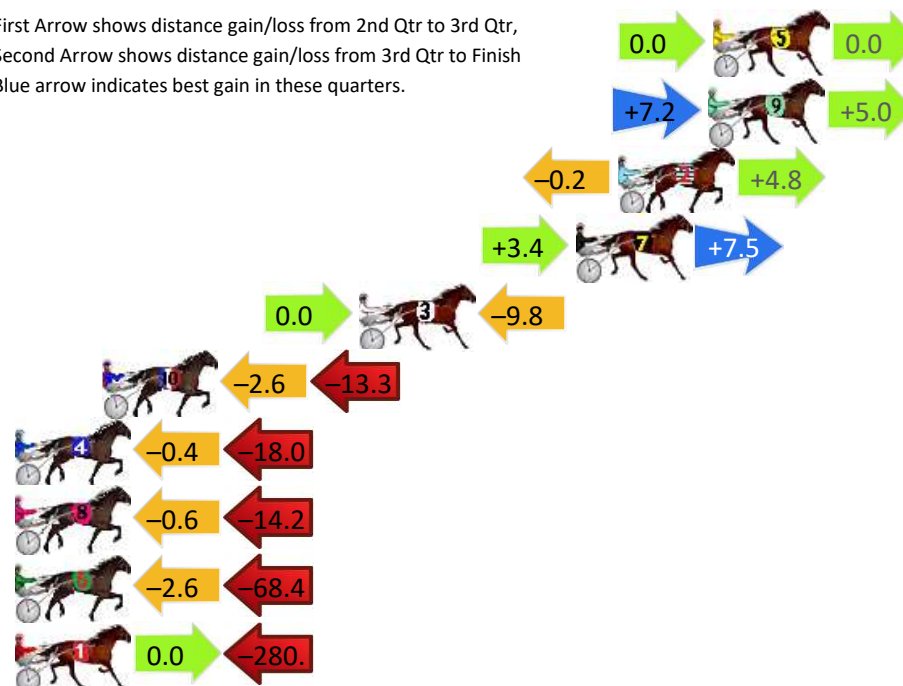
Gross Time: 1:53.10 MileRate: 1:53.10 LeadTime: 0.00s First Qtr: 27.00s Second Qtr: 28.80s Third Qtr: 28.70s Fourth Qtr: 28.60s

DATA TABLE: 800 / 400 Posi's are position from leader and (how wide the horse was at that position)

NoHorse	Plc	Mar	800 Posi	400 Posi	Time	3rd Qtr	4th Qt
5 Ideal Redemption	1	0.0m	0.0m (0)	0.0m (0)	1:53.10	28.70s	28.60s
9 Zen Master	2	0.2m	12.4m (1)	5.2m (2)	1:53.12	28.19s	28.24s
2 Be Good Benny	3	3.8m	8.4m (0)	8.6m (0)	1:53.39	28.71s	28.26s
7 Smirks Lika Boss	4	5.5m	16.4m (0)	13.0m (0)	1:53.51	28.46s	28.07s
3 Dollarsign	5	14.2m	4.4m (0)	4.4m (0)	1:54.17	28.70s	29.30s
10 Lachies Ideal	6	24.5m	8.6m (1)	11.2m (1)	1:54.94	28.89s	29.55s
4 Junior Warfare	7	35.0m	16.6m (1)	17.0m (1)	1:55.73	28.73s	29.88s
8 Franco Storm	8	35.4m	20.6m (0)	21.2m (0)	1:55.76	28.74s	29.61s
6 Errol Fin	9	75.2m	4.2m (1)	6.8m (1)	1:58.75	28.89s	33.46s
1 Grosestar	10	292.6m	12.6m (0)	12.6m (2)	2:15.07	28.73s	48.51s

Finish Position and metres gained

First Arrow shows distance gain/loss from 2nd Qtr to 3rd Qtr,
Second Arrow shows distance gain/loss from 3rd Qtr to Finish
Blue arrow indicates best gain in these quarters.



Newcastle Race 9 Distance 1609m

Monday, 7 April 2025

Gross Time: 1:55.60 MileRate: 1:55.60 LeadTime: 0.00s First Qtr: 27.50s Second Qtr: 31.80s Third Qtr: 28.10s Fourth Qtr: 28.20s

DATA TABLE: 800 / 400 Posi's are position from leader and (how wide the horse was at that position)

NoHorse	Plc	Mar	800 Posi	400 Posi	Time	3rd Qtr	4th Qt
8 Dance With Carmer	1	0.0m	14.0m (1)	9.4m (3)	1:55.60	27.78s	27.54s
7 Ed Mendes	2	1.5m	18.2m (1)	13.6m (2)	1:55.71	27.78s	27.35s
5 Ultra Bliss	3	2.1m	0.0m (0)	0.0m (0)	1:55.76	28.10s	28.35s
2 Sinbinned	4	6.9m	5.8m (1)	6.2m (2)	1:56.11	28.13s	28.25s
4 Cheddar Valley	5	7.8m	1.6m (1)	2.6m (1)	1:56.18	28.17s	28.56s
3 Mullum Roxy	6	8.9m	4.0m (0)	4.2m (0)	1:56.26	28.11s	28.53s
9 Nifty Studleigh	7	9.7m	13.2m (0)	14.0m (1)	1:56.32	28.16s	27.90s
6 Watsluggottado	8	10.0m	17.6m (0)	14.6m (0)	1:56.34	27.89s	27.88s
10 Mister Cheese	9	12.6m	9.8m (1)	9.8m (1)	1:56.53	28.10s	28.40s
1 Prince Louie	10	24.1m	8.0m (0)	10.0m (0)	1:57.39	28.24s	29.19s

Finish Position and metres gained

First Arrow shows distance gain/loss from 2nd Qtr to 3rd Qtr,
Second Arrow shows distance gain/loss from 3rd Qtr to Finish
Blue arrow indicates best gain in these quarters.

