

Menangle Race 1 Distance 1609m

Tuesday, 8 April 2025

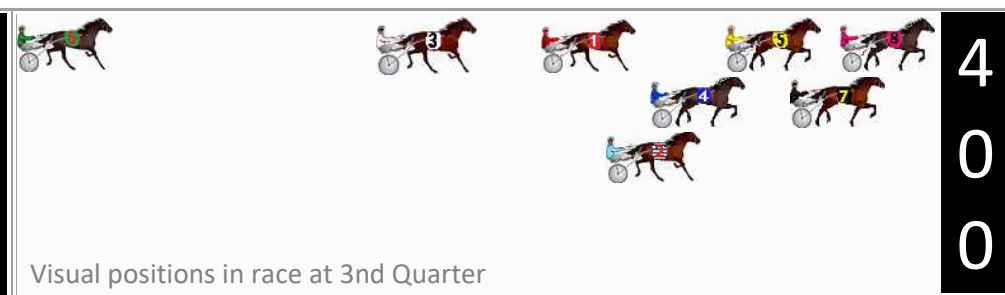

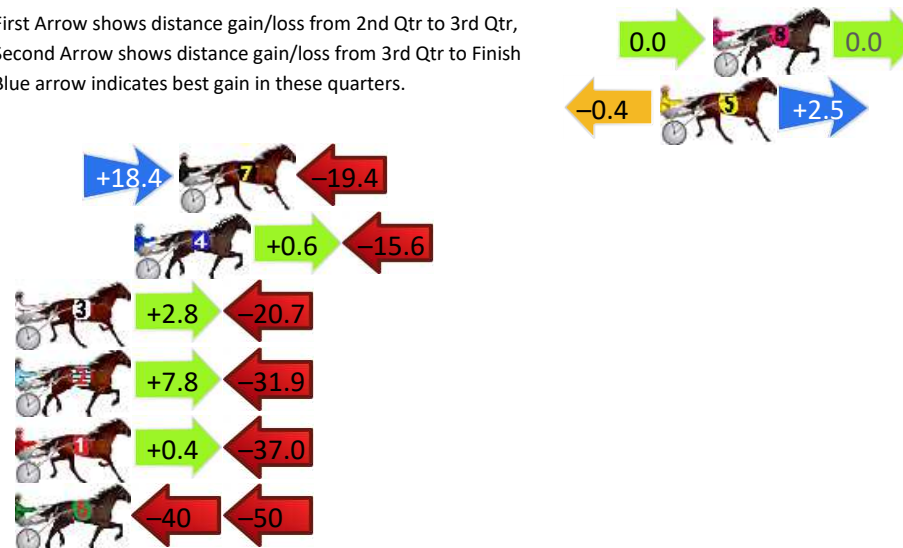
Gross Time: 1:55.70 MileRate: 1:55.70 LeadTime: 0.00s First Qtr: 27.80s Second Qtr: 30.30s Third Qtr: 29.50s Fourth Qtr: 28.00s

DATA TABLE: 800 / 400 Posi's are position from leader and (how wide the horse was at that position)

NoHorse	Plc	Mar	800 Posi	400 Posi	Time	3rd Qtr	4th Qt
8 Familiar Tricks	1	0.0m	0.0m (0)	0.0m (0)	1:55.70	29.50s	28.00s
5 Cee Are Seven	2	2.1m	4.2m (0)	4.6m (0)	1:55.85	29.52s	27.83s
7 Military Merit	3	21.4m	20.4m (1)	2.0m (1)	1:57.28	28.22s	29.35s
4 Bertinelli	4	23.2m	8.2m (0)	7.6m (1)	1:57.41	29.49s	29.09s
3 Jinan	5	39.3m	21.4m (0)	18.6m (0)	1:58.59	29.34s	29.44s
2 Lucius	6	41.3m	17.2m (0)	9.4m (2)	1:58.74	29.00s	30.22s
1 Kennys Son	7	49.0m	12.4m (0)	12.0m (0)	1:59.31	29.54s	30.58s
6 Ivanka	8	169.6m	80.0m (0)	120.0m (0)	2:08.18	32.45s	31.45s

Finish Position and metres gained

First Arrow shows distance gain/loss from 2nd Qtr to 3rd Qtr, Second Arrow shows distance gain/loss from 3rd Qtr to Finish Blue arrow indicates best gain in these quarters.



Menangle Race 2 Distance 1609m

Tuesday, 8 April 2025


Gross Time: 1:57.00 MileRate: 1:57.00 LeadTime: 0.00s First Qtr: 27.90s Second Qtr: 30.30s Third Qtr: 29.80s Fourth Qtr: 29.00s

DATA TABLE: 800 / 400 Posi's are position from leader and (how wide the horse was at that position)

NoHorse	Plc	Mar	800 Posi	400 Posi	Time	3rd Qtr	4th Qt
1 Oh Nova Love	1	0.0m	15.4m (1)	0.6m (1)	1:57.00	28.72s	28.96s
5 Down Under Earl	2	2.3m	8.4m (0)	8.8m (0)	1:57.18	29.82s	28.53s
4 Valley Star	3	4.6m	4.4m (0)	4.4m (0)	1:57.35	29.80s	29.01s
6 Flash Kyvalley	4	8.4m	19.4m (1)	5.8m (1)	1:57.64	28.81s	29.19s
8 Last Clansman	5	15.5m	0.0m (0)	0.0m (0)	1:58.18	29.82s	30.12s
7 Rakero Warrior	6	41.6m	30.2m (0)	27.8m (0)	2:00.17	29.64s	29.99s
3 Daimyo	7	45.0m	12.6m (0)	14.8m (0)	2:00.42	29.99s	31.18s
2 One Pinevale Hill	8	48.7m	25.2m (1)	12.2m (1)	2:00.71	28.89s	31.63s

Finish Position and metres gained

First Arrow shows distance gain/loss from 2nd Qtr to 3rd Qtr,
Second Arrow shows distance gain/loss from 3rd Qtr to Finish
Blue arrow indicates best gain in these quarters.



800

Visual positions in race at 2nd Quarter



400

Visual positions in race at 3rd Quarter



Powered by



Harness Analyser

Sectional Analysis Software

Not just form | Free Trial

www.facebook.com/PJHarnessRacing



RISE Digital, Harness Racing Australia nor the provider accepts any responsibility for the completeness or accuracy of any of the information contained herein, and makes no representations about its suitability for any particular purpose. Users should make their own judgements about those matters and/or seek independent advice. You assume all risks associated with use of data provided on this page

Menangle Race 3 Distance 1609m

Tuesday, 8 April 2025


Gross Time: 1:54.30 MileRate: 1:54.30 LeadTime: 0.00s First Qtr: 27.20s Second Qtr: 28.70s Third Qtr: 29.80s Fourth Qtr: 28.50s

DATA TABLE: 800 / 400 Posi's are position from leader and (how wide the horse was at that position)

No	Horse	Plc	Mar	800 Posi	400 Posi	Time	3rd Qtr	4th Qt
9	Wat Ever You Need	1	0.0m	18.6m (1)	1.8m (2)	1:54.30	28.58s	28.37s
2	Sapphiresndiamonds	2	1.2m	4.0m (0)	4.0m (0)	1:54.39	29.80s	28.30s
1	Bellrivergirl	3	1.2m	8.0m (0)	8.0m (0)	1:54.39	29.79s	28.02s
6	Get Us A Tinny	4	1.5m	13.6m (1)	10.4m (2)	1:54.41	29.55s	27.87s
10	Our Ultimate Jane	5	2.7m	23.0m (1)	6.0m (2)	1:54.50	28.56s	28.27s
4	Need Four Speed	6	5.5m	0.0m (0)	0.0m (0)	1:54.71	29.81s	28.89s
3	Peppi Gratz	7	7.7m	12.0m (0)	12.8m (0)	1:54.88	29.85s	28.14s
7	Two Saints	8	15.2m	8.0m (1)	8.6m (1)	1:55.44	29.85s	28.97s
8	Follow The Money	9	29.3m	3.8m (1)	4.2m (1)	1:56.49	29.87s	30.28s

Finish Position and metres gained

First Arrow shows distance gain/loss from 2nd Qtr to 3rd Qtr,
Second Arrow shows distance gain/loss from 3rd Qtr to Finish
Blue arrow indicates best gain in these quarters.



Visual positions in race at 2nd Quarter



Visual positions in race at 3rd Quarter

Menangle Race 4 Distance 1609m

Tuesday, 8 April 2025



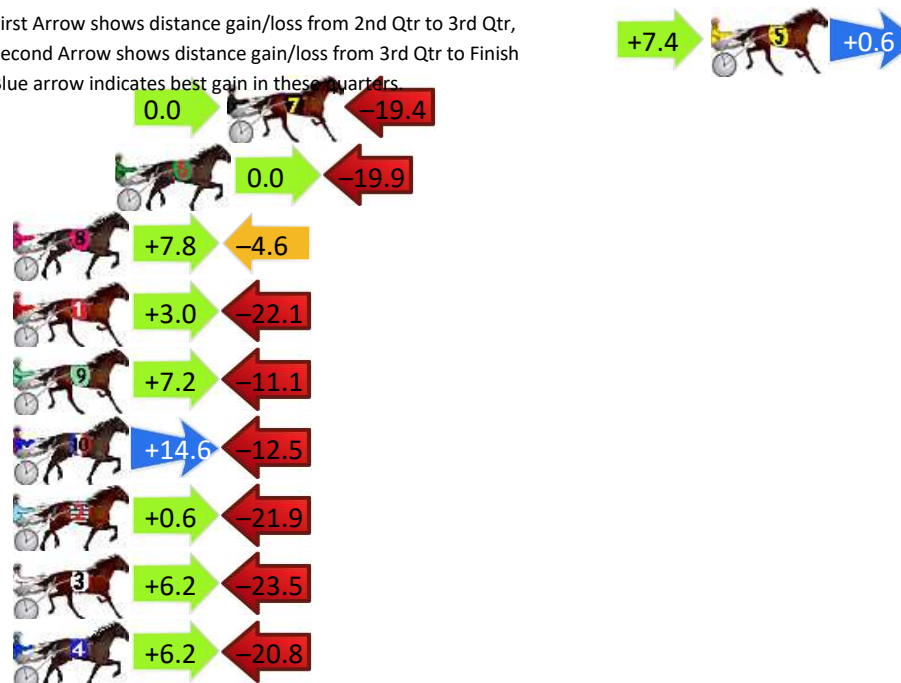
Gross Time: 1:52.50 MileRate: 1:52.50 LeadTime: 0.00s First Qtr: 26.90s Second Qtr: 28.80s Third Qtr: 29.10s Fourth Qtr: 27.70s

DATA TABLE: 800 / 400 Posi's are position from leader and (how wide the horse was at that position)

No	Horse	Plc	Mar	800 Posi	400 Posi	Time	3rd Qtr	4th Qt
5	Tigerlicious	1	0.0m	8.0m (0)	0.6m (1)	1:52.50	28.58s	27.66s
7	Will I Am	2	19.4m	0.0m (0)	0.0m (0)	1:53.91	29.13s	29.04s
6	The Poobah	3	23.9m	4.0m (0)	4.0m (0)	1:54.24	29.13s	29.07s
8	Caribbean Runa	4	31.0m	34.2m (0)	26.4m (2)	1:54.76	28.56s	28.02s
1	Rum Delight	5	31.1m	12.0m (0)	9.0m (0)	1:54.77	28.93s	29.22s
9	Knight Walker	6	33.5m	29.6m (0)	22.4m (1)	1:54.94	28.61s	28.46s
10	Reign Maker	7	36.3m	38.4m (0)	23.8m (0)	1:55.14	28.09s	28.56s
2	Little Cessna	8	37.7m	16.4m (0)	15.8m (0)	1:55.25	29.10s	29.21s
3	Clementsorrell	9	37.7m	20.4m (0)	14.2m (1)	1:55.25	28.70s	29.32s
4	Imfeelingit	10	39.2m	24.6m (0)	18.4m (1)	1:55.36	28.70s	29.13s

Finish Position and metres gained

First Arrow shows distance gain/loss from 2nd Qtr to 3rd Qtr,
Second Arrow shows distance gain/loss from 3rd Qtr to Finish
Blue arrow indicates best gain in these quarters



Menangle Race 5 Distance 1609m

Tuesday, 8 April 2025



Gross Time: 1:51.40 MileRate: 1:51.40 LeadTime: 0.00s First Qtr: 26.20s Second Qtr: 28.20s Third Qtr: 27.90s Fourth Qtr: 29.10s

DATA TABLE: 800 / 400 Posi's are position from leader and (how wide the horse was at that position)


NoHorse	Plc	Mar	800 Posi	400 Posi	Time	3rd Qtr	4th Qt
3 Heeza Malteeza	1	0.0m	27.6m (1)	22.0m (2)	1:51.40	27.54s	27.51s
6 Protagonist	2	9.4m	0.0m (0)	0.0m (0)	1:52.12	27.89s	29.78s
5 Classicmajor	3	18.6m	24.4m (0)	27.2m (1)	1:52.82	28.11s	28.48s
8 Houston Street	4	21.6m	33.0m (1)	30.2m (2)	1:53.05	27.71s	28.48s
2 Cyclone Bella	5	34.4m	20.4m (0)	24.2m (0)	1:54.03	28.15s	29.84s
4 Hesaa Lister	6	35.5m	22.4m (1)	23.0m (1)	1:54.11	27.92s	30.00s
9 Jogalong Blue	7	43.2m	5.0m (0)	11.2m (0)	1:54.70	28.29s	31.41s
1 Jive Master	8	45.5m	10.4m (0)	17.2m (0)	1:54.87	28.34s	31.15s
7 Noisy Crusader	9	66.7m	30.2m (0)	37.0m (0)	1:56.49	28.34s	31.25s

Finish Position and metres gained

First Arrow shows distance gain/loss from 2nd Qtr to 3rd Qtr,
Second Arrow shows distance gain/loss from 3rd Qtr to Finish
Blue arrow indicates best gain in these quarters.



Visual positions in race at 2nd Quarter



Visual positions in race at 3rd Quarter

Menangle Race 6 Distance 1609m

Tuesday, 8 April 2025

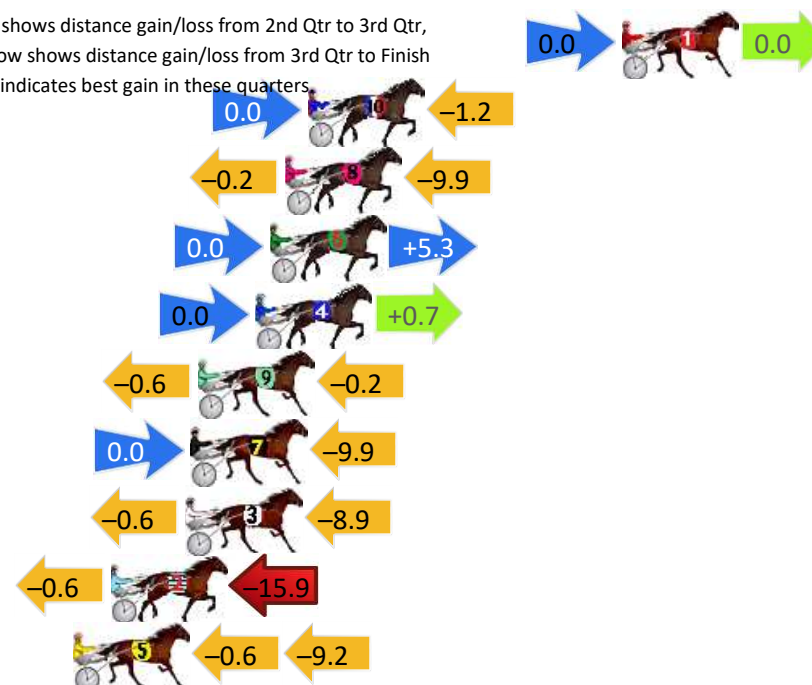
Gross Time: 1:52.00 MileRate: 1:52.00 LeadTime: 0.00s First Qtr: 27.20s Second Qtr: 28.90s Third Qtr: 28.70s Fourth Qtr: 27.20s

DATA TABLE: 800 / 400 Posi's are position from leader and (how wide the horse was at that position)

No	Horse	Plc	Mar	800 Posi	400 Posi	Time	3rd Qtr	4th Qt
1	My Ultimate Freddie	1	0.0m	0.0m (0)	0.0m (0)	1:52.00	28.70s	27.20s
10	Montefiore	2	12.6m	11.4m (1)	11.4m (2)	1:52.90	28.70s	27.28s
8	Major Statement	3	13.5m	3.4m (1)	3.6m (1)	1:52.97	28.73s	27.87s
6	Lochiel	4	14.1m	19.4m (1)	19.4m (2)	1:53.01	28.69s	26.84s
4	The Big End Oftown	5	14.7m	15.4m (1)	15.4m (2)	1:53.05	28.70s	27.15s
9	Major Jarod	6	17.0m	16.2m (0)	16.8m (0)	1:53.22	28.74s	27.21s
7	Weona Sir Vivor	7	17.3m	7.4m (1)	7.4m (2)	1:53.24	28.72s	27.87s
3	Merrywood Tony	8	17.5m	8.0m (0)	8.6m (0)	1:53.25	28.76s	27.80s
2	Bettine	9	20.5m	4.0m (0)	4.6m (0)	1:53.47	28.77s	28.28s
5	Son Of The Shark	10	22.0m	12.2m (0)	12.8m (0)	1:53.58	28.76s	27.82s

Finish Position and metres gained

First Arrow shows distance gain/loss from 2nd Qtr to 3rd Qtr,
Second Arrow shows distance gain/loss from 3rd Qtr to Finish
Blue arrow indicates best gain in these quarters.



800

Visual positions in race at 2nd Quarter



400

Visual positions in race at 3rd Quarter



Powered by



Harness Analyser

Sectional Analysis Software

Not just form | Free Trial

www.facebook.com/PJHarnessRacing



RISE Digital, Harness Racing Australia nor the provider accepts any responsibility for the completeness or accuracy of any of the information contained herein, and makes no representations about its suitability for any particular purpose. Users should make their own judgements about those matters and/or seek independent advice. You assume all risks associated with use of data provided on this page

Menangle Race 7 Distance 1609m

Tuesday, 8 April 2025

Gross Time: 1:53.50 MileRate: 1:53.50 LeadTime: 0.00s First Qtr: 27.20s Second Qtr: 30.60s Third Qtr: 28.80s Fourth Qtr: 26.90s

DATA TABLE: 800 / 400 Posi's are position from leader and (how wide the horse was at that position)

No	Horse	Plc	Mar	800 Posi	400 Posi	Time	3rd Qtr	4th Qt
4	Duggee Sloy	1	0.0m	1.6m (1)	0.0m (1)	1:53.50	28.69s	26.90s
8	Captain Blood	2	1.4m	4.6m (0)	5.2m (0)	1:53.60	28.83s	26.65s
7	Nick Of Time	3	6.9m	17.2m (0)	10.4m (0)	1:53.99	28.32s	26.67s
6	Surf Ace	4	8.1m	23.6m (1)	12.8m (2)	1:54.07	28.04s	26.59s
1	Charlies Ace	5	12.1m	0.0m (0)	0.0m (0)	1:54.36	28.83s	27.71s
3	Bart Bentley	6	13.2m	5.4m (1)	4.4m (1)	1:54.44	28.75s	27.49s
9	Hail Lucius	7	14.4m	14.4m (1)	12.2m (1)	1:54.52	28.65s	27.05s
5	Cash And Bling	8	14.7m	8.4m (2)	4.0m (2)	1:54.54	28.52s	27.62s
2	Winona Writer	9	17.9m	9.6m (1)	8.2m (1)	1:54.77	28.73s	27.55s

Finish Position and metres gained

First Arrow shows distance gain/loss from 2nd Qtr to 3rd Qtr,
Second Arrow shows distance gain/loss from 3rd Qtr to Finish
Blue arrow indicates best gain in these quarters.



Visual positions in race at 2nd Quarter



Visual positions in race at 3rd Quarter

Menangle Race 8 Distance 1609m

Tuesday, 8 April 2025

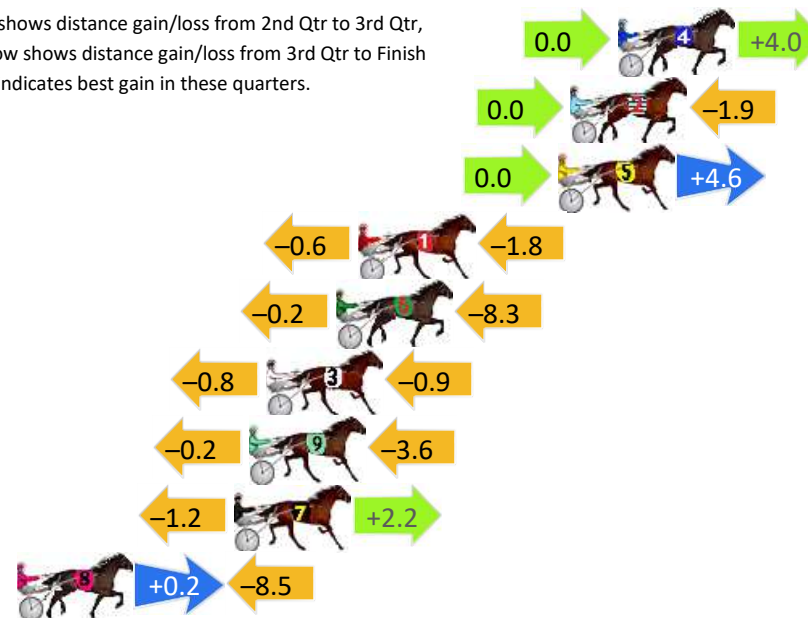
Gross Time: 1:52.60 MileRate: 1:52.60 LeadTime: 0.00s First Qtr: 26.50s Second Qtr: 30.70s Third Qtr: 28.40s Fourth Qtr: 27.00s

DATA TABLE: 800 / 400 Posi's are position from leader and (how wide the horse was at that position)

No	Horse	Plc	Mar	800 Posi	400 Posi	Time	3rd Qtr	4th Qt
4	Jalaneel	1	0.0m	4.0m (0)	4.0m (0)	1:52.60	28.39s	26.73s
2	Ever Art	2	1.9m	0.0m (0)	0.0m (0)	1:52.74	28.40s	27.13s
5	El Camino	3	2.4m	7.0m (1)	7.0m (1)	1:52.77	28.39s	26.69s
1	Power Up	4	10.4m	8.0m (0)	8.6m (0)	1:53.34	28.44s	27.12s
6	Port Au Prince	5	11.3m	2.8m (1)	3.0m (1)	1:53.40	28.43s	27.56s
3	Moth Hunter	6	14.1m	12.4m (0)	13.2m (0)	1:53.60	28.46s	27.06s
9	Outside Fighter	7	14.8m	11.0m (1)	11.2m (2)	1:53.65	28.42s	27.24s
7	Hes A Meister	8	15.4m	16.4m (0)	17.6m (0)	1:53.70	28.48s	26.85s
8	One For The Rodi	9	24.1m	15.8m (1)	15.6m (1)	1:54.31	28.40s	27.57s

Finish Position and metres gained

First Arrow shows distance gain/loss from 2nd Qtr to 3rd Qtr,
Second Arrow shows distance gain/loss from 3rd Qtr to Finish
Blue arrow indicates best gain in these quarters.



800

Visual positions in race at 2nd Quarter



400

Visual positions in race at 3rd Quarter