

Bathurst Race 1 Distance 1730m

Wednesday, 9 April 2025




Gross Time: 2:04.10 MileRate: 1:55.40 LeadTime: 8.30s First Qtr: 29.30s Second Qtr: 30.40s Third Qtr: 28.70s Fourth Qtr: 27.40s

DATA TABLE: 800 / 400 Posi's are position from leader and (how wide the horse was at that position)

No	Horse	Plc	Mar	800 Posi	400 Posi	Time	3rd Qtr	4th Qt
10	Tenminutes	1	0.0m	0.0m (0)	0.0m (0)	2:04.10	28.70s	27.40s
8	Bellaganoosh	2	9.7m	18.8m (1)	11.2m (2)	2:04.80	28.17s	27.30s
2	The Real Rocketman	3	11.5m	12.0m (0)	13.0m (0)	2:04.93	28.77s	27.30s
1	Shez A Warrior	4	12.7m	4.0m (0)	4.4m (0)	2:05.02	28.74s	27.97s
9	Lucky Zara	5	15.2m	8.0m (0)	8.4m (0)	2:05.20	28.74s	27.86s
7	Please Dont Ask	6	19.3m	14.6m (1)	15.4m (2)	2:05.49	28.76s	27.67s
4	Count Montecarlo	7	20.7m	15.8m (0)	17.2m (0)	2:05.59	28.80s	27.64s
6	Hazza Is Watching	8	22.5m	6.0m (1)	3.6m (1)	2:05.72	28.56s	28.69s
5	The Missing Sock	9	28.4m	10.2m (1)	8.0m (1)	2:06.15	28.58s	28.79s
3	Lady Rockabellum	10	164.7m	90.0m (0)	120.0m (0)	2:15.98	30.86s	30.44s

Finish Position and metres gained

First Arrow shows distance gain/loss from 2nd Qtr to 3rd Qtr, Second Arrow shows distance gain/loss from 3rd Qtr to Finish Blue arrow indicates best gain in these quarters.



Bathurst Race 2 Distance 1730m

Wednesday, 9 April 2025


Gross Time: 2:04.10 MileRate: 1:55.40 LeadTime: 7.80s First Qtr: 29.90s Second Qtr: 30.30s Third Qtr: 28.50s Fourth Qtr: 27.60s

DATA TABLE: 800 / 400 Posi's are position from leader and (how wide the horse was at that position)

No	Horse	Plc	Mar	800 Posi	400 Posi	Time	3rd Qtr	4th Qt
5	Mammals Girl	1	0.0m	0.0m (0)	0.0m (0)	2:04.10	28.50s	27.60s
1	Uncle Craigo	2	3.5m	4.0m (0)	4.4m (0)	2:04.35	28.53s	27.54s
3	Playboi Roy	3	12.6m	12.8m (0)	13.0m (0)	2:05.01	28.51s	27.57s
4	Mammals Heart	4	16.0m	10.0m (1)	11.0m (1)	2:05.26	28.58s	27.94s
9	Jasperstimetoshine	5	17.1m	8.6m (0)	8.6m (0)	2:05.34	28.51s	28.18s
2	Hall Most An Angel	6	17.2m	1.4m (1)	2.4m (1)	2:05.35	28.59s	28.62s
7	Captain Llanfair	7	21.3m	18.2m (0)	20.6m (0)	2:05.65	28.67s	27.65s
10	Ratatattat	8	21.9m	6.2m (1)	6.6m (1)	2:05.69	28.55s	28.65s
8	Live Vance	9	22.9m	15.2m (1)	16.6m (1)	2:05.76	28.60s	28.03s

Finish Position and metres gained

First Arrow shows distance gain/loss from 2nd Qtr to 3rd Qtr, Second Arrow shows distance gain/loss from 3rd Qtr to Finish Blue arrow indicates best gain in these quarters.



800

Visual positions in race at 2nd Quarter



400

Visual positions in race at 3rd Quarter



Bathurst Race 3 Distance 1730m

Wednesday, 9 April 2025


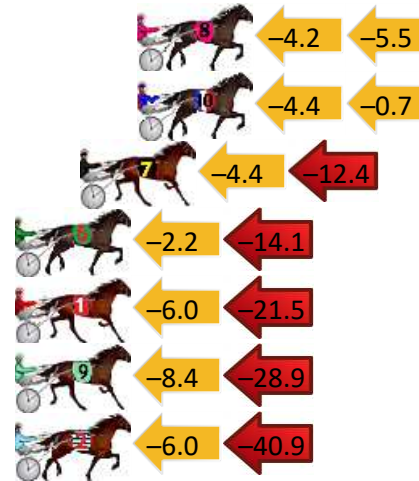
Gross Time: 2:01.60 MileRate: 1:53.10 LeadTime: 8.20s First Qtr: 27.50s Second Qtr: 30.60s Third Qtr: 27.70s Fourth Qtr: 27.60s

DATA TABLE: 800 / 400 Posi's are position from leader and (how wide the horse was at that position)


No	Horse	Plc	Mar	800 Posi	400 Posi	Time	3rd Qtr	4th Qt
5	No Luck	1	0.0m	0.0m (0)	0.0m (0)	2:01.60	27.70s	27.60s
3	Springfield Amore	2	0.1m	4.4m (0)	4.2m (0)	2:01.61	27.69s	27.32s
8	Love Watch	3	23.1m	13.4m (1)	17.6m (1)	2:03.28	27.99s	27.98s
10	Alwaysbmypony	4	23.1m	18.0m (0)	22.4m (1)	2:03.28	28.00s	27.65s
7	Lucky Punt	5	25.4m	8.6m (1)	13.0m (2)	2:03.44	28.00s	28.45s
6	A Lil Bit Of Love	6	38.5m	22.2m (1)	24.4m (0)	2:04.40	27.85s	28.57s
1	Theycallmebruce	7	41.1m	13.6m (0)	19.6m (0)	2:04.58	28.12s	29.08s
9	Hall Cash	8	41.1m	3.8m (1)	12.2m (1)	2:04.58	28.28s	29.58s
2	Always Adorned	9	56.1m	9.2m (0)	15.2m (0)	2:05.67	28.12s	30.41s

Finish Position and metres gained

First Arrow shows distance gain/loss from 2nd Qtr to 3rd Qtr, Second Arrow shows distance gain/loss from 3rd Qtr to Finish
Blue arrow indicates best gain in these quarters.



Visual positions in race at 2nd Quarter



Visual positions in race at 3rd Quarter



Bathurst Race 4 Distance 1730m

Wednesday, 9 April 2025




Gross Time: 2:02.40 MileRate: 1:53.90 LeadTime: 8.00s First Qtr: 28.70s Second Qtr: 29.60s Third Qtr: 28.40s Fourth Qtr: 27.70s

DATA TABLE: 800 / 400 Posi's are position from leader and (how wide the horse was at that position)

No	Horse	Plc	Mar	800 Posi	400 Posi	Time	3rd Qtr	4th Qt
4	Studleigh Melise	1	0.0m	0.0m (0)	0.0m (0)	2:02.40	28.40s	27.70s
5	Happy Reg	2	1.5m	4.0m (0)	4.4m (0)	2:02.51	28.43s	27.50s
2	Terryrama	3	9.7m	8.4m (0)	9.0m (0)	2:03.11	28.44s	27.75s
10	Better Shush	4	12.4m	20.6m (1)	8.8m (2)	2:03.30	27.58s	27.95s
8	Camanchi Warrior	5	17.2m	16.0m (1)	13.4m (0)	2:03.65	28.22s	27.96s
9	Vamos	6	17.3m	2.8m (1)	2.8m (1)	2:03.66	28.41s	28.70s
6	Sharper Memory	7	26.8m	7.8m (1)	7.0m (1)	2:04.35	28.36s	29.06s
7	Sir Richard Lee	8	26.8m	12.0m (1)	12.6m (1)	2:04.35	28.45s	28.68s
3	Buddy Brilliance	9	205.3m	120.0m (0)	160.0m (0)	2:17.36	31.23s	30.82s

Finish Position and metres gained

First Arrow shows distance gain/loss from 2nd Qtr to 3rd Qtr, Second Arrow shows distance gain/loss from 3rd Qtr to Finish. Blue arrow indicates best gain in these quarters.



Bathurst Race 5 Distance 1730m

Wednesday, 9 April 2025


Gross Time: 2:02.30 MileRate: 1:53.80 LeadTime: 8.10s First Qtr: 27.90s Second Qtr: 30.30s Third Qtr: 28.30s Fourth Qtr: 27.70s

DATA TABLE: 800 / 400 Posi's are position from leader and (how wide the horse was at that position)

No	Horse	Plc	Mar	800 Posi	400 Posi	Time	3rd Qtr	4th Qt
4	Windy Hill Tara	1	0.0m	0.0m (0)	0.0m (0)	2:02.30	28.30s	27.70s
6	Our Goat	2	2.4m	15.6m (1)	16.8m (1)	2:02.47	28.37s	26.71s
8	He Aint Fakin	3	5.3m	3.0m (1)	2.8m (1)	2:02.69	28.29s	27.87s
1	Im Desirable	4	5.6m	7.8m (0)	8.8m (0)	2:02.71	28.37s	27.48s
3	Watchmedazzle	5	9.3m	3.8m (0)	4.6m (0)	2:02.98	28.36s	28.02s
5	Saint Emilion	6	10.8m	11.6m (1)	12.8m (1)	2:03.09	28.38s	27.56s
9	Hes Chiming	7	11.6m	11.8m (0)	14.0m (0)	2:03.15	28.45s	27.53s
2	Drive To The Beach	8	11.8m	7.2m (1)	8.0m (1)	2:03.16	28.36s	27.96s
7	Rocku	9	18.5m	20.0m (1)	17.4m (2)	2:03.65	28.12s	27.78s

Finish Position and metres gained

First Arrow shows distance gain/loss from 2nd Qtr to 3rd Qtr, Second Arrow shows distance gain/loss from 3rd Qtr to Finish Blue arrow indicates best gain in these quarters.



800

Visual positions in race at 2nd Quarter



400

Visual positions in race at 3rd Quarter



Bathurst Race 6 Distance 1730m

Wednesday, 9 April 2025




Gross Time: 2:05.10 MileRate: 1:56.40 LeadTime: 8.10s First Qtr: 29.80s Second Qtr: 29.30s Third Qtr: 28.90s Fourth Qtr: 29.00s

DATA TABLE: 800 / 400 Posi's are position from leader and (how wide the horse was at that position)

No	Horse	Plc	Mar	800 Posi	400 Posi	Time	3rd Qtr	4th Qt
10	Baby Your The One	1	0.0m	2.4m (1)	0.0m (1)	2:05.10	28.73s	29.00s
8	True Logic	2	3.4m	24.4m (1)	18.4m (2)	2:05.36	28.47s	27.92s
7	Our Triple Major	3	3.6m	20.4m (1)	12.6m (2)	2:05.37	28.34s	28.35s
1	Fake Mint	4	9.1m	10.0m (0)	11.2m (0)	2:05.79	28.99s	28.85s
6	The Dome	5	9.9m	20.8m (0)	19.6m (1)	2:05.85	28.81s	28.30s
5	Valentini	6	11.7m	5.4m (0)	5.2m (1)	2:05.99	28.88s	29.47s
9	Absolute Weapon	7	14.6m	15.2m (0)	16.6m (0)	2:06.21	29.00s	28.86s
3	Phantom Star	8	24.0m	0.0m (0)	1.4m (0)	2:06.93	29.00s	30.63s
4	Josey Mint	9	36.7m	16.0m (1)	14.0m (1)	2:07.89	28.75s	30.64s
2	Royal Focus	10	43.0m	11.6m (1)	9.6m (1)	2:08.37	28.75s	31.41s

Finish Position and metres gained

First Arrow shows distance gain/loss from 2nd Qtr to 3rd Qtr, Second Arrow shows distance gain/loss from 3rd Qtr to Finish
Blue arrow indicates best gain in these quarters.



Bathurst Race 7 Distance 1730m

Wednesday, 9 April 2025


Gross Time: 2:05.90 MileRate: 1:57.10 LeadTime: 8.20s First Qtr: 27.90s Second Qtr: 31.40s Third Qtr: 29.80s Fourth Qtr: 28.60s

DATA TABLE: 800 / 400 Posi's are position from leader and (how wide the horse was at that position)

No	Horse	Plc	Mar	800 Posi	400 Posi	Time	3rd Qtr	4th Qt
4	The Rogue I Am	1	0.0m	11.2m (1)	7.8m (2)	2:05.90	29.54s	28.05s
3	Gabbys Sportstar	2	2.8m	7.0m (1)	4.8m (1)	2:06.11	29.64s	28.46s
5	The Dancer	3	3.5m	15.6m (1)	12.8m (2)	2:06.16	29.58s	27.94s
9	Satellite Simba	4	8.6m	12.0m (0)	12.6m (1)	2:06.55	29.84s	28.32s
8	Peaksart	5	11.6m	20.6m (1)	18.8m (1)	2:06.77	29.66s	28.09s
6	Ideal Denny	6	12.7m	3.0m (1)	0.6m (1)	2:06.85	29.64s	29.46s
7	Rose Of Juliana	7	13.0m	16.0m (0)	17.0m (0)	2:06.88	29.87s	28.32s
2	Alta Downs	8	16.6m	0.0m (0)	0.0m (0)	2:07.15	29.82s	29.78s
10	Millwood Grace	9	16.8m	8.0m (0)	8.6m (0)	2:07.16	29.86s	29.18s
1	Milliondollar Kiss	10	18.7m	4.0m (0)	4.2m (0)	2:07.30	29.84s	29.63s

Finish Position and metres gained

First Arrow shows distance gain/loss from 2nd Qtr to 3rd Qtr, Second Arrow shows distance gain/loss from 3rd Qtr to Finish
Blue arrow indicates best gain in these quarters.



8
0
0

Visual positions in race at 2nd Quarter



4
0
0

Visual positions in race at 3rd Quarter



Bathurst Race 8 Distance 1730m

Wednesday, 9 April 2025


Gross Time: 2:05.50 MileRate: 1:56.70 LeadTime: 8.50s First Qtr: 29.40s Second Qtr: 31.60s Third Qtr: 28.10s Fourth Qtr: 27.90s

DATA TABLE: 800 / 400 Posi's are position from leader and (how wide the horse was at that position)

No	Horse	Plc	Mar	800 Posi	400 Posi	Time	3rd Qtr	4th Qt
10	Precise	1	0.0m	5.4m (2)	1.2m (1)	2:05.50	27.81s	27.82s
2	Cheval Julia	2	8.5m	8.6m (0)	7.4m (1)	2:06.12	28.02s	27.98s
9	Studleigh Sunrise	3	15.0m	4.2m (0)	4.2m (0)	2:06.60	28.10s	28.65s
1	Aurora Mighty Rob	4	18.6m	0.0m (0)	0.0m (0)	2:06.86	28.10s	29.19s
4	Dixie Shannon	5	21.6m	12.6m (0)	14.4m (0)	2:07.08	28.23s	28.40s
6	Ultimate Equus	6	25.8m	21.0m (0)	27.4m (0)	2:07.39	28.55s	27.79s
8	Riviere	7	26.0m	18.4m (1)	23.6m (2)	2:07.41	28.46s	28.07s
5	Calm Franco	8	30.3m	13.2m (1)	19.8m (1)	2:07.72	28.56s	28.63s
3	Got Forgot That	9	31.7m	16.6m (0)	21.0m (0)	2:07.83	28.41s	28.64s
7	Thereshewas	10	63.3m	6.8m (1)	14.8m (1)	2:10.14	28.67s	31.26s

Finish Position and metres gained

First Arrow shows distance gain/loss from 2nd Qtr to 3rd Qtr, Second Arrow shows distance gain/loss from 3rd Qtr to Finish
Blue arrow indicates best gain in these quarters.



800

Visual positions in race at 2nd Quarter



400

Visual positions in race at 3rd Quarter

