

# Dubbo Race 1 Distance 1720m

Friday, 11 April 2025


Gross Time: 2:04.60 MileRate: 1:56.60 LeadTime: 7.40s First Qtr: 29.80s Second Qtr: 30.00s Third Qtr: 28.40s Fourth Qtr: 29.00s

DATA TABLE: 800 / 400 Posi's are position from leader and (how wide the horse was at that position)

No	Horse	Plc	Mar	800 Posi	400 Posi	Time	3rd Qtr	4th Qt
1	Mister Artikulate	1	0.0m	0.0m (0)	0.0m (0)	2:04.60	28.40s	29.00s
8	Chasing The Wind	2	6.2m	9.4m (0)	10.8m (0)	2:05.07	28.50s	28.67s
6	She The Devil	3	15.1m	13.6m (0)	15.0m (0)	2:05.75	28.50s	29.01s
7	Zolton	4	15.2m	4.2m (0)	6.0m (0)	2:05.76	28.52s	29.66s
9	Burrabadine Bullet	5	16.0m	3.0m (1)	5.4m (1)	2:05.82	28.56s	29.76s
5	Tralee Maxie	6	24.9m	19.8m (1)	20.6m (0)	2:06.49	28.45s	29.31s
4	Tulhurst Writer	7	26.2m	11.6m (1)	15.0m (1)	2:06.59	28.63s	29.81s
2	Our Dickie Bart	8	26.2m	15.8m (1)	16.4m (2)	2:06.59	28.44s	29.71s
3	Kerpat Joy	9	28.0m	7.2m (1)	10.4m (1)	2:06.73	28.62s	30.27s

## Finish Position and metres gained

First Arrow shows distance gain/loss from 2nd Qtr to 3rd Qtr, Second Arrow shows distance gain/loss from 3rd Qtr to Finish. Blue arrow indicates best gain in these quarters.



Visual positions in race at 2nd Quarter



Visual positions in race at 3rd Quarter

# Dubbo Race 2 Distance 2120m

Friday, 11 April 2025

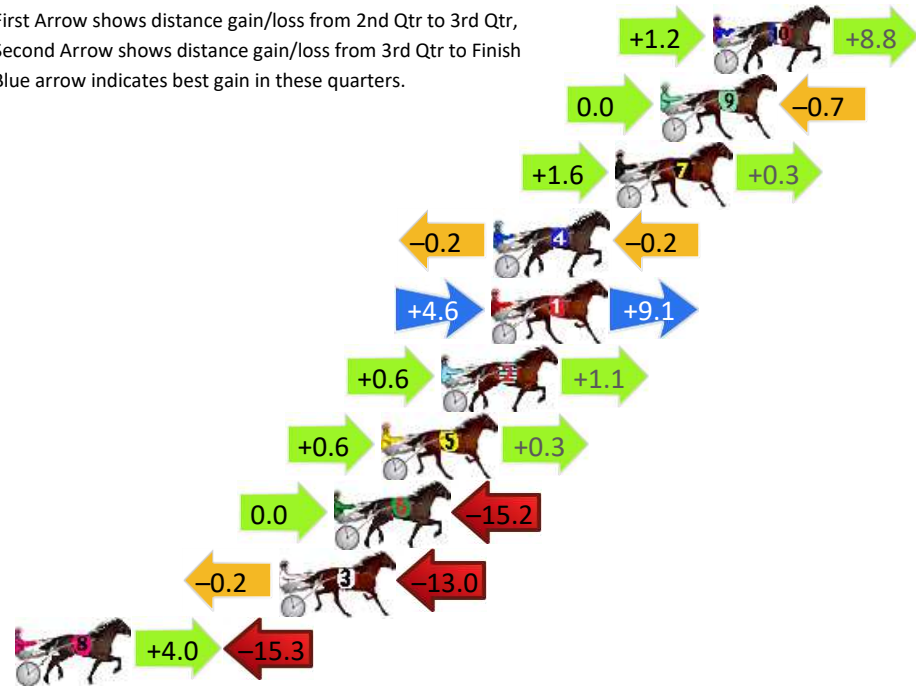
Gross Time: 2:37.70 MileRate: 1:59.70 LeadTime: 36.10s First Qtr: 32.20s Second Qtr: 30.10s Third Qtr: 29.90s Fourth Qtr: 29.40s

DATA TABLE: 800 / 400 Posi's are position from leader and (how wide the horse was at that position)

No	Horse	Plc	Mar	800 Posi	400 Posi	Time	3rd Qtr	4th Qt
10	Annie Crocker	1	0.0m	10.0m (1)	8.8m (2)	2:37.70	29.81s	28.76s
9	Cerise Rainbow	2	2.1m	1.4m (1)	1.4m (1)	2:37.86	29.90s	29.45s
7	Teeswift	3	3.9m	5.8m (1)	4.2m (2)	2:38.00	29.78s	29.38s
4	Air Born	4	8.8m	8.4m (0)	8.6m (1)	2:38.38	29.91s	29.41s
1	Harvey Hughes	5	8.9m	22.6m (0)	18.0m (0)	2:38.39	29.56s	28.73s
2	Celebrity Cruise	6	10.9m	12.6m (0)	12.0m (0)	2:38.54	29.86s	29.32s
5	Good Chat	7	13.3m	14.2m (1)	13.6m (1)	2:38.73	29.86s	29.38s
6	Yarraman Jolt	8	15.2m	0.0m (0)	0.0m (0)	2:38.87	29.91s	30.51s
3	Rusty Dancer	9	17.4m	4.2m (0)	4.4m (0)	2:39.04	29.92s	30.35s
8	Why Nott	10	28.9m	17.6m (0)	13.6m (2)	2:39.93	29.61s	30.52s

## Finish Position and metres gained

First Arrow shows distance gain/loss from 2nd Qtr to 3rd Qtr, Second Arrow shows distance gain/loss from 3rd Qtr to Finish  
Blue arrow indicates best gain in these quarters.



800

Visual positions in race at 2nd Quarter



400

Visual positions in race at 3rd Quarter



# Dubbo Race 3 Distance 1720m

Friday, 11 April 2025


Gross Time: 2:06.00 MileRate: 1:57.90 LeadTime: 7.60s First Qtr: 29.30s Second Qtr: 29.90s Third Qtr: 29.90s Fourth Qtr: 29.30s

DATA TABLE: 800 / 400 Posi's are position from leader and (how wide the horse was at that position)

No	Horse	Plc	Mar	800 Posi	400 Posi	Time	3rd Qtr	4th Qt
1	Scarlet Bling	1	0.0m	4.0m (0)	4.0m (0)	2:06.00	29.90s	29.01s
4	Flirts Diva	2	3.2m	0.0m (0)	0.0m (0)	2:06.25	29.90s	29.53s
10	Heavenly Song	3	5.4m	10.2m (1)	9.8m (1)	2:06.41	29.87s	28.98s
7	Studleigh Starlite	4	6.4m	8.2m (0)	8.2m (0)	2:06.49	29.90s	29.17s
3	Our Sailor	5	10.5m	1.8m (1)	1.4m (1)	2:06.81	29.88s	29.96s
2	Cala Jewel	6	12.4m	12.6m (0)	12.6m (0)	2:06.95	29.90s	29.29s
6	Safe Jewels	7	15.8m	14.4m (1)	13.8m (1)	2:07.21	29.86s	29.45s
9	Karlooo Candice	8	22.8m	6.4m (1)	5.8m (1)	2:07.75	29.87s	30.54s
5	Candi	9	27.0m	4.4m (2)	12.8m (2)	2:08.07	30.53s	30.33s

## Finish Position and metres gained

First Arrow shows distance gain/loss from 2nd Qtr to 3rd Qtr, Second Arrow shows distance gain/loss from 3rd Qtr to Finish  
Blue arrow indicates best gain in these quarters.



800

Visual positions in race at 2nd Quarter



400

Visual positions in race at 3rd Quarter



# Dubbo Race 4 Distance 1720m

Friday, 11 April 2025


Gross Time: 2:04.70 MileRate: 1:56.70 LeadTime: 7.40s First Qtr: 29.80s Second Qtr: 30.10s Third Qtr: 29.40s Fourth Qtr: 28.00s

DATA TABLE: 800 / 400 Posi's are position from leader and (how wide the horse was at that position)

No	Horse	Plc	Mar	800 Posi	400 Posi	Time	3rd Qtr	4th Qt
2	Misterfourthousand	1	0.0m	0.0m (0)	0.2m (0)	2:04.70	29.41s	27.99s
3	Bohemian Brawler	2	3.6m	2.8m (1)	0.0m (1)	2:04.96	29.21s	28.25s
1	Marvellous Mac	3	3.7m	4.4m (0)	5.6m (0)	2:04.97	29.48s	27.87s
8	Amillion Promises	4	6.9m	6.8m (1)	0.8m (2)	2:05.21	28.98s	28.42s
4	Mitchells Run	5	7.7m	10.8m (1)	5.8m (2)	2:05.27	29.05s	28.13s
7	Bee Seventeen	6	11.1m	8.4m (0)	10.6m (0)	2:05.52	29.56s	28.03s
6	He Said She Said	7	14.2m	12.2m (0)	13.0m (1)	2:05.75	29.46s	28.08s
5	King Bobbie	8	22.0m	16.2m (1)	17.2m (2)	2:06.32	29.48s	28.33s

## Finish Position and metres gained

First Arrow shows distance gain/loss from 2nd Qtr to 3rd Qtr, Second Arrow shows distance gain/loss from 3rd Qtr to Finish  
Blue arrow indicates best gain in these quarters.



8  
0  
0

Visual positions in race at 2nd Quarter



4  
0  
0

Visual positions in race at 3rd Quarter



# Dubbo Race 5 Distance 1720m

Friday, 11 April 2025


Gross Time: 2:06.20 MileRate: 1:58.10 LeadTime: 7.60s First Qtr: 28.70s Second Qtr: 29.80s Third Qtr: 30.10s Fourth Qtr: 30.00s

DATA TABLE: 800 / 400 Posi's are position from leader and (how wide the horse was at that position)

No	Horse	Plc	Mar	800 Posi	400 Posi	Time	3rd Qtr	4th Qt
9	Tinny Mahoney	1	0.0m	9.0m (0)	8.4m (1)	2:06.20	30.05s	29.37s
10	Brooklyn Bandit	2	4.0m	21.6m (1)	14.4m (2)	2:06.51	29.56s	29.22s
7	Tulhurst Pebbles	3	4.1m	4.4m (0)	8.0m (0)	2:06.52	30.37s	29.71s
2	Doing	4	6.4m	4.4m (1)	4.4m (1)	2:06.70	30.10s	30.15s
4	Milliondollar Kiss	5	6.5m	0.0m (1)	0.0m (1)	2:06.71	30.10s	30.48s
5	The Ringmaster	6	14.4m	17.6m (1)	10.8m (2)	2:07.33	29.59s	30.27s
3	Peaksart	7	14.8m	26.0m (1)	17.8m (1)	2:07.36	29.49s	29.78s
8	Call Me Millie	8	14.9m	12.0m (1)	12.2m (1)	2:07.37	30.12s	30.20s
6	Springfield Desire	9	24.7m	18.8m (0)	12.2m (0)	2:08.14	29.61s	30.93s
1	Erminnie Quince	10	33.0m	0.0m (0)	4.0m (0)	2:08.79	30.40s	32.16s

## Finish Position and metres gained

First Arrow shows distance gain/loss from 2nd Qtr to 3rd Qtr, Second Arrow shows distance gain/loss from 3rd Qtr to Finish  
Blue arrow indicates best gain in these quarters.



800

Visual positions in race at 2nd Quarter



400

Visual positions in race at 3rd Quarter



# Dubbo Race 6 Distance 1720m

Friday, 11 April 2025

Gross Time: 2:10.20 MileRate: 2:01.90 LeadTime: 7.60s First Qtr: 31.30s Second Qtr: 32.10s Third Qtr: 29.60s Fourth Qtr: 29.60s

DATA TABLE: 800 / 400 Posi's are position from leader and (how wide the horse was at that position)

No	Horse	Plc	Mar	800 Posi	400 Posi	Time	3rd Qtr	4th Qt
3	Just Tommy	1	0.0m	8.4m (1)	7.8m (2)	2:10.20	29.56s	29.03s
9	Andrew Swagger	2	1.3m	0.2m (1)	0.0m (1)	2:10.30	29.59s	29.70s
6	Whataboutbronson	3	1.6m	9.0m (0)	8.8m (1)	2:10.32	29.59s	29.07s
1	Split Ear	4	2.5m	0.0m (0)	0.0m (0)	2:10.39	29.60s	29.78s
5	Chillax	5	5.8m	21.0m (1)	17.8m (2)	2:10.65	29.36s	28.72s
10	Karinya Max	6	6.0m	13.4m (0)	12.8m (0)	2:10.67	29.56s	29.10s
8	Irk McGlurk	7	6.9m	17.0m (1)	12.6m (2)	2:10.74	29.28s	29.18s
4	Caribbean Pat	8	8.3m	4.4m (1)	4.2m (1)	2:10.84	29.59s	29.90s
2	Preacher Quince	9	8.8m	12.8m (1)	13.2m (1)	2:10.88	29.63s	29.28s
7	Gulmarg	10	11.8m	4.2m (0)	5.4m (0)	2:11.12	29.69s	30.07s

## Finish Position and metres gained

First Arrow shows distance gain/loss from 2nd Qtr to 3rd Qtr, Second Arrow shows distance gain/loss from 3rd Qtr to Finish Blue arrow indicates best gain in these quarters.



800

Visual positions in race at 2nd Quarter



400

Visual positions in race at 3rd Quarter



# Dubbo Race 7 Distance 1720m

Friday, 11 April 2025

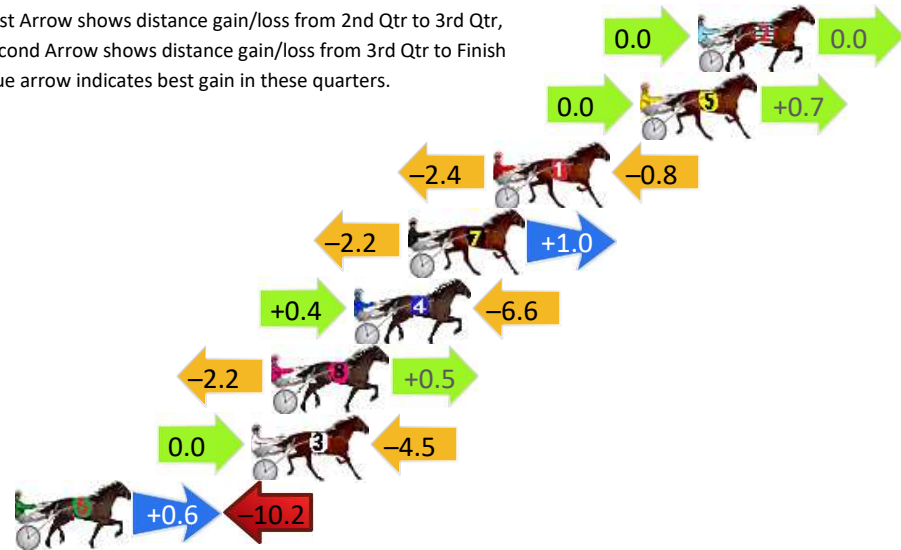
Gross Time: 2:08.70 MileRate: 2:00.40 LeadTime: 7.70s First Qtr: 31.00s Second Qtr: 31.50s Third Qtr: 29.50s Fourth Qtr: 29.00s

DATA TABLE: 800 / 400 Posi's are position from leader and (how wide the horse was at that position)

No	Horse	Plc	Mar	800 Posi	400 Posi	Time	3rd Qtr	4th Qt
2	Koloura Clare	1	0.0m	0.0m (0)	0.0m (0)	2:08.70	29.50s	29.00s
5	I Have Faith	2	2.3m	3.0m (1)	3.0m (1)	2:08.88	29.50s	28.95s
1	Excuse To Collect	3	8.2m	5.0m (0)	7.4m (0)	2:09.32	29.68s	29.06s
7	Monster Mint	4	11.6m	10.4m (0)	12.6m (0)	2:09.58	29.66s	28.93s
4	Beautifully Put	5	13.8m	7.6m (1)	7.2m (1)	2:09.75	29.48s	29.48s
8	Cam I Am	6	17.1m	15.4m (0)	17.6m (0)	2:10.00	29.66s	28.96s
3	Moonlight River	7	17.9m	13.4m (1)	13.4m (1)	2:10.06	29.50s	29.32s
6	Aurora Jenny	8	27.4m	17.8m (1)	17.2m (1)	2:10.78	29.46s	29.74s

## Finish Position and metres gained

First Arrow shows distance gain/loss from 2nd Qtr to 3rd Qtr, Second Arrow shows distance gain/loss from 3rd Qtr to Finish  
Blue arrow indicates best gain in these quarters.



800

Visual positions in race at 2nd Quarter



400

Visual positions in race at 3rd Quarter



# Dubbo Race 8 Distance 1720m

Friday, 11 April 2025

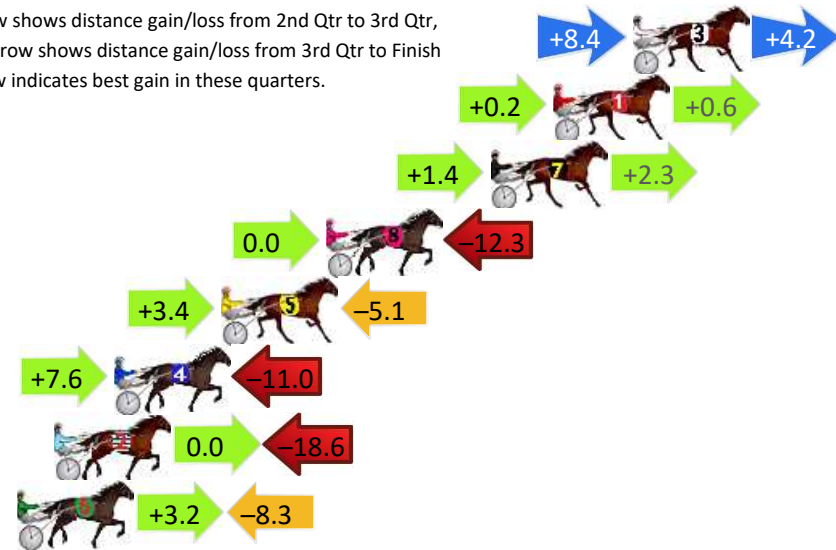
Gross Time: 2:09.40 MileRate: 2:01.10 LeadTime: 7.90s First Qtr: 31.10s Second Qtr: 31.30s Third Qtr: 30.00s Fourth Qtr: 29.10s

DATA TABLE: 800 / 400 Posi's are position from leader and (how wide the horse was at that position)

No	Horse	Plc	Mar	800 Posi	400 Posi	Time	3rd Qtr	4th Qt
3	Rip Rock	1	0.0m	12.6m (1)	4.2m (2)	2:09.40	29.38s	28.80s
1	Terragong Swinger	2	3.2m	4.0m (0)	3.8m (0)	2:09.64	29.98s	29.06s
7	Johemian	3	5.7m	9.4m (0)	8.0m (0)	2:09.84	29.89s	28.93s
8	Rockin Sweet	4	12.3m	0.0m (0)	0.0m (0)	2:10.34	30.01s	29.99s
5	Yannick Gee	5	16.5m	14.8m (0)	11.4m (1)	2:10.66	29.76s	29.47s
4	Vinygetsachance	6	20.8m	17.4m (1)	9.8m (2)	2:10.99	29.45s	29.90s
2	Rocknroll Bling	7	23.2m	4.6m (1)	4.6m (1)	2:11.17	30.02s	30.45s
6	Heskoalatee	8	24.7m	19.6m (0)	16.4m (1)	2:11.29	29.77s	29.70s

## Finish Position and metres gained

First Arrow shows distance gain/loss from 2nd Qtr to 3rd Qtr, Second Arrow shows distance gain/loss from 3rd Qtr to Finish Blue arrow indicates best gain in these quarters.



8  
0  
0

Visual positions in race at 2nd Quarter



4  
0  
0

Visual positions in race at 3rd Quarter



Sectional Analysis Software  
Not just form | Free Trial



RISE Digital, Harness Racing Australia nor the provider accepts any responsibility for the completeness or accuracy of any of the information contained herein, and makes no representations about its suitability for any particular purpose. Users should make their own judgements about those matters and/or seek independent advice. You assume all risks associated with use of data provided on this page

[www.facebook.com/PJHarnessRacing](http://www.facebook.com/PJHarnessRacing)