

# Newcastle Race 1 Distance 1609m

Friday, 11 April 2025


Gross Time: 1:54.50 MileRate: 1:54.50 LeadTime: 0.00s First Qtr: 27.00s Second Qtr: 29.80s Third Qtr: 28.20s Fourth Qtr: 29.50s

DATA TABLE: 800 / 400 Posi's are position from leader and (how wide the horse was at that position)

NoHorse	Plc	Mar	800 Posi	400 Posi	Time	3rd Qtr	4th Qt
6 Next To Me	1	0.0m	10.0m (1)	8.4m (1)	1:54.50	28.10s	28.90s
7 Sinbinned	2	1.5m	14.0m (1)	12.3m (2)	1:54.62	28.10s	28.74s
1 Sweet Rocky	3	2.2m	4.6m (0)	4.5m (0)	1:54.67	28.20s	29.35s
10 Abstract Art	4	2.6m	5.4m (1)	4.5m (1)	1:54.70	28.14s	29.38s
9 Ideal Mondo	5	5.0m	9.1m (0)	8.4m (0)	1:54.89	28.16s	29.29s
2 Mister Poverty	6	6.0m	0.0m (0)	0.0m (0)	1:54.96	28.20s	29.96s
8 Bat Matson	7	7.6m	13.7m (0)	12.3m (1)	1:55.09	28.12s	29.21s
3 Ohwhatiwouldgive	8	9.2m	18.6m (1)	16.2m (1)	1:55.21	28.06s	29.05s
4 Louigi	9	9.5m	17.7m (0)	13.4m (0)	1:55.23	27.92s	29.27s
5 Metro Memory	10	13.0m	0.9m (1)	0.6m (1)	1:55.51	28.18s	30.47s

## Finish Position and metres gained

First Arrow shows distance gain/loss from 2nd Qtr to 3rd Qtr,  
Second Arrow shows distance gain/loss from 3rd Qtr to Finish  
Blue arrow indicates best gain in these quarters.



800

Visual positions in race at 2nd Quarter



400

Visual positions in race at 3rd Quarter



Powered by



Harness Analyser

Sectional Analysis Software

Not just form | Free Trial

[www.facebook.com/PJHarnessRacing](http://www.facebook.com/PJHarnessRacing)



RISE Digital, Harness Racing Australia nor the provider accepts any responsibility for the completeness or accuracy of any of the information contained herein, and makes no representations about its suitability for any particular purpose. Users should make their own judgements about those matters and/or seek independent advice. You assume all risks associated with use of data provided on this page

# Newcastle Race 2 Distance 2030m

Friday, 11 April 2025

Gross Time: 2:27.90

MileRate: 1:57.30

LeadTime: 31.10s

First Qtr: 31.50s

Second Qtr: 29.80s

Third Qtr: 27.90s


Fourth Qtr: 27.60s

DATA TABLE: 800 / 400 Posi's are position from leader and (how wide the horse was at that position)

No	Horse	Plc	Mar	800 Posi	400 Posi	Time	3rd Qtr	4th Qt
5	Matt Gregors Boy	1	0.0m	0.0m (0)	0.0m (0)	2:27.90	27.90s	27.60s
3	Fast Tracker	2	4.1m	11.3m (1)	4.6m (1)	2:28.20	27.44s	27.58s
7	Ultra Bliss	3	5.3m	4.6m (0)	4.1m (0)	2:28.28	27.86s	27.70s
9	Eye Can Try	4	8.8m	16.7m (0)	16.2m (0)	2:28.54	27.86s	27.12s
1	Nifty Studleigh	5	10.0m	12.7m (0)	12.2m (0)	2:28.63	27.86s	27.49s
4	Karaoke King	6	10.4m	15.3m (1)	10.4m (2)	2:28.66	27.56s	27.64s
2	McCrikey	7	11.7m	8.7m (0)	8.1m (0)	2:28.75	27.86s	27.89s
6	Bettor Cheer	8	21.5m	19.9m (1)	17.4m (1)	2:29.46	27.72s	27.96s
8	Yesnomaybeso	9	31.7m	7.2m (1)	9.9m (1)	2:30.20	28.08s	29.22s

## Finish Position and metres gained

First Arrow shows distance gain/loss from 2nd Qtr to 3rd Qtr,  
Second Arrow shows distance gain/loss from 3rd Qtr to Finish  
Blue arrow indicates best gain in these quarters.



Visual positions in race at 2nd Quarter



Visual positions in race at 3rd Quarter



Powered by



Harness Analyser

Sectional Analysis Software

Not just form | Free Trial

[www.facebook.com/PJHarnessRacing](http://www.facebook.com/PJHarnessRacing)



RISE Digital, Harness Racing Australia nor the provider accepts any responsibility for the completeness or accuracy of any of the information contained herein, and makes no representations about its suitability for any particular purpose. Users should make their own judgements about those matters and/or seek independent advice. You assume all risks associated with use of data provided on this page

# Newcastle Race 3 Distance 1609m

Friday, 11 April 2025

Gross Time: 1:55.90 MileRate: 1:55.90 LeadTime: 0.00s First Qtr: 28.60s Second Qtr: 30.80s Third Qtr: 28.00s Fourth Qtr: 28.50s

DATA TABLE: 800 / 400 Posi's are position from leader and (how wide the horse was at that position)

NoHorse	Plc	Mar	800 Posi	400 Posi	Time	3rd Qtr	4th Qt
2 Melfield Soryt	1	0.0m	0.0m (0)	0.0m (0)	1:55.90	28.00s	28.50s
8 Flare Up	2	1.5m	17.5m (0)	16.0m (1)	1:56.01	27.90s	27.49s
6 My Lady Sarah	3	1.9m	7.8m (0)	8.0m (0)	1:56.04	28.02s	28.08s
9 Peppa Bliss	4	3.0m	2.6m (1)	2.9m (1)	1:56.12	28.02s	28.52s
7 Hidden Delight	5	4.0m	20.4m (1)	18.8m (2)	1:56.20	27.90s	27.48s
10 Rose Noire	6	4.7m	11.2m (1)	11.4m (1)	1:56.25	28.02s	28.05s
1 Cooidalai	7	5.5m	3.7m (0)	4.0m (0)	1:56.31	28.02s	28.63s
4 Thripenny	8	7.6m	13.5m (0)	12.5m (0)	1:56.47	27.94s	28.19s
3 Shiralee	9	13.5m	15.5m (1)	14.8m (2)	1:56.91	27.96s	28.47s
5 Manhatten Chick	10	15.1m	6.8m (1)	7.4m (1)	1:57.03	28.05s	29.11s

## Finish Position and metres gained

First Arrow shows distance gain/loss from 2nd Qtr to 3rd Qtr,  
Second Arrow shows distance gain/loss from 3rd Qtr to Finish  
Blue arrow indicates best gain in these quarters.



800

Visual positions in race at 2nd Quarter



400

Visual positions in race at 3rd Quarter



Powered by



Harness Analyser

Sectional Analysis Software

Not just form | Free Trial

[www.facebook.com/PJHarnessRacing](http://www.facebook.com/PJHarnessRacing)



RISE Digital, Harness Racing Australia nor the provider accepts any responsibility for the completeness or accuracy of any of the information contained herein, and makes no representations about its suitability for any particular purpose. Users should make their own judgements about those matters and/or seek independent advice. You assume all risks associated with use of data provided on this page

# Newcastle Race 4 Distance 1609m

Friday, 11 April 2025

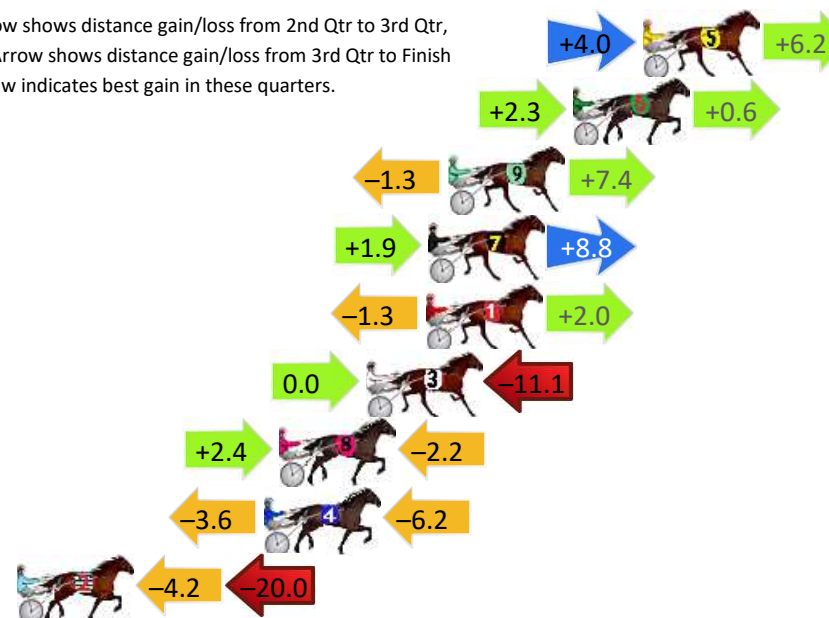
Gross Time: 1:53.90 MileRate: 1:53.90 LeadTime: 0.00s First Qtr: 27.10s Second Qtr: 29.50s Third Qtr: 28.30s Fourth Qtr: 29.00s

DATA TABLE: 800 / 400 Posi's are position from leader and (how wide the horse was at that position)

NoHorse	Plc	Mar	800 Posi	400 Posi	Time	3rd Qtr	4th Qt
5 Our Ideal Dream	1	0.0m	10.2m (1)	6.2m (2)	1:53.90	28.02s	28.56s
6 Escalera	2	2.8m	5.7m (1)	3.4m (1)	1:54.11	28.14s	28.97s
9 Racing Paula	3	7.8m	13.9m (0)	15.2m (1)	1:54.49	28.40s	28.51s
7 Rock Fisherman	4	8.6m	19.3m (1)	17.4m (2)	1:54.55	28.18s	28.41s
1 Mister Cheese	5	8.7m	9.4m (0)	10.7m (1)	1:54.56	28.40s	28.90s
3 Sheza Rebel	6	11.1m	0.0m (1)	0.0m (0)	1:54.74	28.30s	29.84s
8 Johnson Step	7	14.6m	14.8m (1)	12.4m (2)	1:55.01	28.14s	29.23s
4 Abdicate	8	15.2m	5.4m (0)	9.0m (0)	1:55.06	28.56s	29.52s
2 Ocean Avenue	9	25.1m	0.9m (0)	5.1m (0)	1:55.81	28.60s	30.55s

## Finish Position and metres gained

First Arrow shows distance gain/loss from 2nd Qtr to 3rd Qtr,  
Second Arrow shows distance gain/loss from 3rd Qtr to Finish  
Blue arrow indicates best gain in these quarters.



800

Visual positions in race at 2nd Quarter



400

Visual positions in race at 3rd Quarter



Powered by



Harness Analyser

Sectional Analysis Software

Not just form | Free Trial

[www.facebook.com/PJHarnessRacing](http://www.facebook.com/PJHarnessRacing)



RISE Digital, Harness Racing Australia nor the provider accepts any responsibility for the completeness or accuracy of any of the information contained herein, and makes no representations about its suitability for any particular purpose. Users should make their own judgements about those matters and/or seek independent advice. You assume all risks associated with use of data provided on this page



# Newcastle Race 5 Distance 2030m

Friday, 11 April 2025

Gross Time: 2:26.00

MileRate: 1:55.80

LeadTime: 30.70s

First Qtr: 30.80s

Second Qtr: 29.60s

Third Qtr: 27.10s


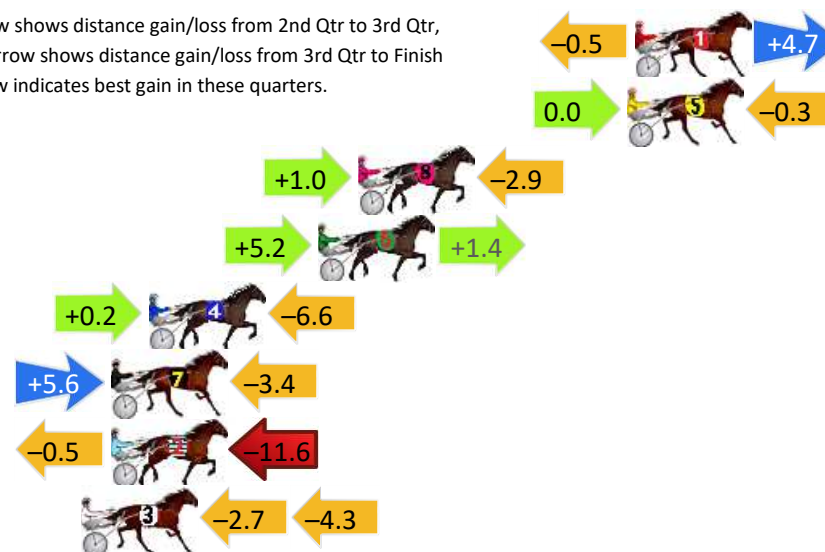
Fourth Qtr: 27.80s

DATA TABLE: 800 / 400 Posi's are position from leader and (how wide the horse was at that position)

No	Horse	Plc	Mar	800 Posi	400 Posi	Time	3rd Qtr	4th Qt
1	Barnstormer	1	0.0m	4.2m (0)	4.7m (0)	2:26.00	27.14s	27.48s
5	Quaddie Vc	2	0.3m	0.0m (0)	0.0m (0)	2:26.02	27.10s	27.82s
8	Lochinvar Jag	3	11.1m	9.2m (1)	8.2m (1)	2:26.81	27.04s	28.05s
6	Ashark	4	12.7m	19.3m (1)	14.1m (0)	2:26.93	26.76s	27.77s
4	Major Reason	5	19.5m	13.1m (0)	12.9m (1)	2:27.43	27.10s	28.35s
7	Heavenly Holly	6	21.0m	23.2m (1)	17.6m (2)	2:27.54	26.74s	28.14s
2	Little Demon	7	21.0m	8.9m (0)	9.4m (0)	2:27.54	27.14s	28.70s
3	Paradise Point	8	22.2m	15.2m (1)	17.9m (1)	2:27.62	27.30s	28.20s

## Finish Position and metres gained

First Arrow shows distance gain/loss from 2nd Qtr to 3rd Qtr,  
Second Arrow shows distance gain/loss from 3rd Qtr to Finish  
Blue arrow indicates best gain in these quarters.



Visual positions in race at 2nd Quarter



Visual positions in race at 3rd Quarter

# Newcastle Race 6 Distance 1609m

Friday, 11 April 2025

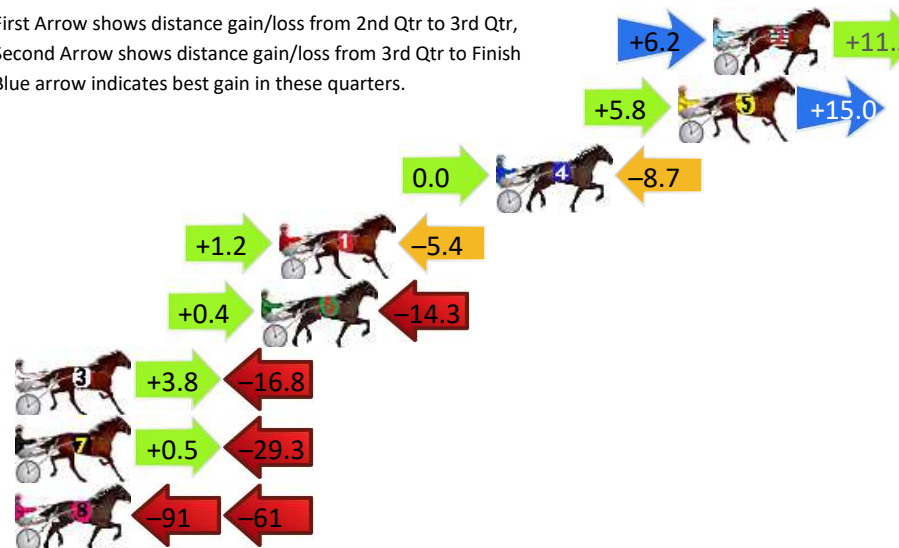
Gross Time: 1:55.50 MileRate: 1:55.50 LeadTime: 0.00s First Qtr: 28.00s Second Qtr: 28.60s Third Qtr: 28.60s Fourth Qtr: 30.30s

DATA TABLE: 800 / 400 Posi's are position from leader and (how wide the horse was at that position)

NoHorse	Plc	Mar	800 Posi	400 Posi	Time	3rd Qtr	4th Qt
2 Shalamar Miss	1	0.0m	17.7m (1)	11.5m (1)	1:55.50	28.18s	29.46s
5 Miss Adonis	2	1.4m	22.2m (1)	16.4m (1)	1:55.61	28.22s	29.21s
4 Violet Jay	3	8.7m	0.0m (0)	0.0m (0)	1:56.19	28.60s	30.99s
1 Ellie Rippin	4	17.4m	13.2m (1)	12.0m (2)	1:56.88	28.54s	30.80s
6 Rocknroll Willy	5	18.1m	4.2m (0)	3.8m (1)	1:56.94	28.58s	31.46s
3 Miki Be Free	6	31.0m	18.0m (0)	14.2m (0)	1:57.96	28.36s	31.72s
7 Needy An Greedy	7	37.5m	8.7m (1)	8.2m (2)	1:58.47	28.58s	32.67s
8 Rock Am Alyeska	8	177.0m	26.2m (1)	116.7m (1)	2:09.54	35.28s	35.80s

## Finish Position and metres gained

First Arrow shows distance gain/loss from 2nd Qtr to 3rd Qtr,  
Second Arrow shows distance gain/loss from 3rd Qtr to Finish  
Blue arrow indicates best gain in these quarters.



800

Visual positions in race at 2nd Quarter



400

Visual positions in race at 3rd Quarter



Powered by



Harness Analyser

Sectional Analysis Software

Not just form | Free Trial

[www.facebook.com/PJHarnessRacing](http://www.facebook.com/PJHarnessRacing)



RISE Digital, Harness Racing Australia nor the provider accepts any responsibility for the completeness or accuracy of any of the information contained herein, and makes no representations about its suitability for any particular purpose. Users should make their own judgements about those matters and/or seek independent advice. You assume all risks associated with use of data provided on this page

# Newcastle Race 7 Distance 1609m

Friday, 11 April 2025


Gross Time: 1:54.00 MileRate: 1:54.00 LeadTime: 0.00s First Qtr: 27.70s Second Qtr: 30.30s Third Qtr: 27.90s Fourth Qtr: 28.10s

DATA TABLE: 800 / 400 Posi's are position from leader and (how wide the horse was at that position)

No	Horse	Plc	Mar	800 Posi	400 Posi	Time	3rd Qtr	4th Qt
3	Freedom Art	1	0.0m	0.0m (0)	0.0m (0)	1:54.00	27.90s	28.10s
4	Sir Candy Cloud	2	3.8m	4.0m (0)	4.6m (0)	1:54.28	27.94s	28.06s
9	Im A Liberty Girl	3	16.3m	13.3m (0)	15.5m (0)	1:55.20	28.06s	28.22s
5	Penurious	4	17.5m	4.9m (1)	8.1m (1)	1:55.29	28.12s	28.83s
7	Rocknroll Clarry	5	23.1m	20.5m (1)	20.1m (1)	1:55.71	27.88s	28.41s
8	Oak Ridge	6	23.7m	17.9m (0)	21.8m (0)	1:55.75	28.18s	28.33s
1	Maywyn Bonton Boy	7	24.9m	8.7m (0)	10.9m (0)	1:55.84	28.06s	29.18s
10	Errol Fin	8	27.4m	15.3m (1)	29.9m (1)	1:56.02	28.92s	28.04s
2	Major Doodle	9	28.5m	11.3m (1)	16.1m (1)	1:56.10	28.24s	29.08s
6	Eyes Been Patient	10	29.6m	23.1m (0)	24.7m (1)	1:56.19	28.02s	28.57s

## Finish Position and metres gained

First Arrow shows distance gain/loss from 2nd Qtr to 3rd Qtr, Second Arrow shows distance gain/loss from 3rd Qtr to Finish Blue arrow indicates best gain in these quarters.



800

Visual positions in race at 2nd Quarter



400

Visual positions in race at 3rd Quarter



Powered by



Harness Analyser

Sectional Analysis Software

Not just form | Free Trial

[www.facebook.com/PJHarnessRacing](http://www.facebook.com/PJHarnessRacing)



RISE Digital, Harness Racing Australia nor the provider accepts any responsibility for the completeness or accuracy of any of the information contained herein, and makes no representations about its suitability for any particular purpose. Users should make their own judgements about those matters and/or seek independent advice. You assume all risks associated with use of data provided on this page

# Newcastle Race 8 Distance 1609m

Friday, 11 April 2025


Gross Time: 1:54.70 MileRate: 1:54.70 LeadTime: 0.00s First Qtr: 27.50s Second Qtr: 29.80s Third Qtr: 28.20s Fourth Qtr: 29.20s

DATA TABLE: 800 / 400 Posi's are position from leader and (how wide the horse was at that position)

NoHorse	Plc	Mar	800 Posi	400 Posi	Time	3rd Qtr	4th Qt
2 Johnny Dee	1	0.0m	10.0m (1)	7.3m (1)	1:54.70	28.02s	28.68s
4 Ire Of The Dragon	2	2.3m	6.0m (1)	2.8m (1)	1:54.88	27.98s	29.18s
10 Bodyline	3	6.7m	15.1m (1)	11.2m (1)	1:55.21	27.94s	28.91s
3 Audace	4	7.8m	8.0m (0)	7.9m (0)	1:55.30	28.20s	29.24s
6 Secret Wish	5	8.5m	19.7m (1)	15.7m (1)	1:55.35	27.94s	28.73s
5 Bring Your Best	6	11.4m	4.0m (0)	3.9m (0)	1:55.57	28.20s	29.79s
7 Eiffel From Heaven	7	11.7m	21.1m (0)	20.2m (0)	1:55.60	28.16s	28.66s
1 Whiskey Girl	8	12.1m	12.0m (0)	11.8m (0)	1:55.63	28.20s	29.29s
8 Tough Talks	9	16.8m	0.0m (0)	0.0m (0)	1:55.99	28.20s	30.49s
9 Chlobro	10	17.9m	16.6m (0)	15.7m (0)	1:56.07	28.16s	29.45s

## Finish Position and metres gained

First Arrow shows distance gain/loss from 2nd Qtr to 3rd Qtr,  
Second Arrow shows distance gain/loss from 3rd Qtr to Finish  
Blue arrow indicates best gain in these quarters.



800

Visual positions in race at 2nd Quarter



400

Visual positions in race at 3rd Quarter



# Newcastle Race 9 Distance 1609m

Friday, 11 April 2025


Gross Time: 1:54.10 MileRate: 1:54.10 LeadTime: 0.00s First Qtr: 27.60s Second Qtr: 28.90s Third Qtr: 28.10s Fourth Qtr: 29.60s

DATA TABLE: 800 / 400 Posi's are position from leader and (how wide the horse was at that position)

No	Horse	Plc	Mar	800 Posi	400 Posi	Time	3rd Qtr	4th Qt
3	Megs Monaro	1	0.0m	0.0m (0)	0.0m (0)	1:54.10	28.10s	29.60s
1	Junior Warfare	2	4.2m	4.0m (0)	4.5m (0)	1:54.43	28.14s	29.61s
10	Jeffcoate	3	4.3m	14.0m (1)	14.0m (2)	1:54.43	28.12s	28.93s
9	Captain Dorian	4	4.5m	8.0m (0)	8.9m (0)	1:54.45	28.18s	29.31s
7	Beancounter	5	8.0m	0.9m (1)	2.8m (1)	1:54.72	28.24s	30.02s
5	Our Art Christian	6	8.1m	5.4m (1)	7.3m (1)	1:54.73	28.24s	29.71s
2	Grosestar	7	8.6m	10.0m (1)	11.2m (1)	1:54.77	28.20s	29.47s
8	Uncle Gregory	8	9.0m	18.6m (1)	17.3m (1)	1:54.80	28.04s	29.06s
4	Wallaroy Boy	9	12.5m	12.6m (0)	12.8m (0)	1:55.07	28.14s	29.65s

## Finish Position and metres gained

First Arrow shows distance gain/loss from 2nd Qtr to 3rd Qtr,  
Second Arrow shows distance gain/loss from 3rd Qtr to Finish  
Blue arrow indicates best gain in these quarters.



800

Visual positions in race at 2nd Quarter



400

Visual positions in race at 3rd Quarter



Powered by



Harness Analyser

Sectional Analysis Software

Not just form | Free Trial

[www.facebook.com/PJHarnessRacing](http://www.facebook.com/PJHarnessRacing)



RISE Digital, Harness Racing Australia nor the provider accepts any responsibility for the completeness or accuracy of any of the information contained herein, and makes no representations about its suitability for any particular purpose. Users should make their own judgements about those matters and/or seek independent advice. You assume all risks associated with use of data provided on this page