

Menangle Race 1 Distance 1609m

Saturday, 12 April 2025

Gross Time: 1:51.10 MileRate: 1:51.10 LeadTime: 0.00s First Qtr: 27.50s Second Qtr: 28.70s Third Qtr: 27.70s Fourth Qtr: 27.30s

DATA TABLE: 800 / 400 Posi's are position from leader and (how wide the horse was at that position)

No	Horse	Plc	Mar	800 Posi	400 Posi	Time	3rd Qtr	4th Qt
4	No Heart Throb	1	0.0m	0.0m (0)	0.0m (0)	1:51.10	27.70s	27.30s
3	Cassius Deck	2	1.6m	13.2m (0)	13.2m (0)	1:51.21	27.69s	26.51s
5	Ravishing Sloy	3	2.2m	6.0m (1)	5.8m (1)	1:51.26	27.68s	27.06s
2	Mick Danger	4	2.5m	8.4m (0)	8.2m (0)	1:51.28	27.68s	26.91s
1	Black Onyx	5	3.4m	4.2m (0)	4.2m (0)	1:51.34	27.70s	27.25s
11	Dom Toretto	6	7.6m	2.0m (1)	1.8m (1)	1:51.65	27.69s	27.69s
8	Craftmans Charlie	7	9.2m	14.6m (1)	14.6m (1)	1:51.76	27.70s	26.93s
10	Joe Nien	8	9.4m	10.2m (1)	10.2m (1)	1:51.78	27.70s	27.25s
9	Sahara Sirocco	9	9.8m	19.2m (1)	17.8m (0)	1:51.80	27.60s	26.76s

Finish Position and metres gained

First Arrow shows distance gain/loss from 2nd Qtr to 3rd Qtr,
Second Arrow shows distance gain/loss from 3rd Qtr to Finish
Blue arrow indicates best gain in these quarters.



800

Visual positions in race at 2nd Quarter



400

Visual positions in race at 3rd Quarter

Menangle Race 2 Distance 2300m

Saturday, 12 April 2025

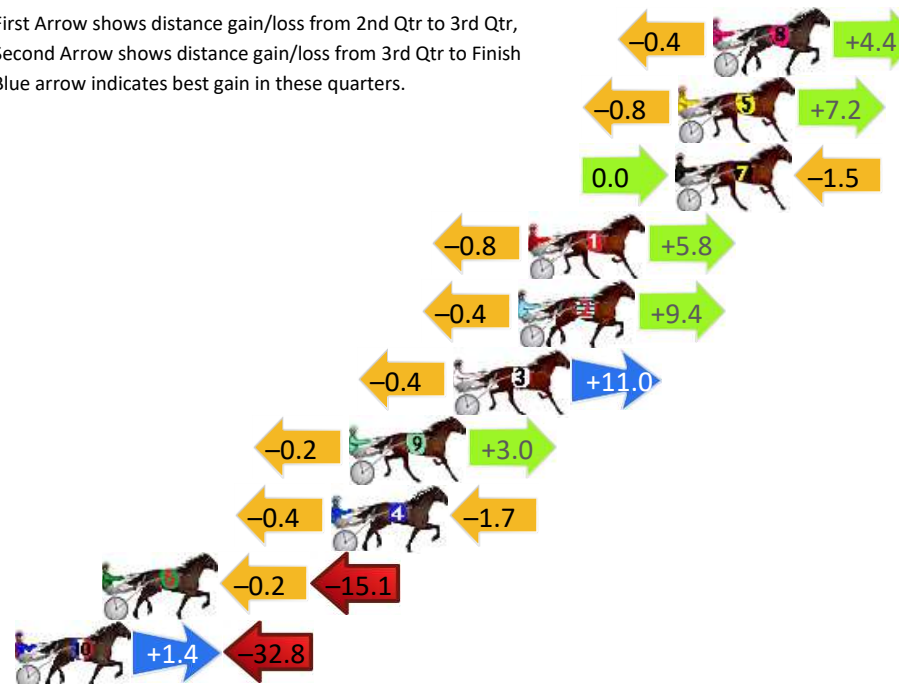
Gross Time: 2:45.70 MileRate: 1:55.90 LeadTime: 49.40s First Qtr: 30.80s Second Qtr: 30.40s Third Qtr: 27.90s Fourth Qtr: 27.20s

DATA TABLE: 800 / 400 Posi's are position from leader and (how wide the horse was at that position)

No	Horse	Plc	Mar	800 Posi	400 Posi	Time	3rd Qtr	4th Qt
8	Sheffield Sparky	1	0.0m	4.0m (0)	4.4m (0)	2:45.70	27.92s	26.90s
5	Jalaneel	2	1.4m	7.8m (0)	8.6m (0)	2:45.80	27.95s	26.71s
7	Quiet Storm	3	1.5m	0.0m (0)	0.0m (0)	2:45.81	27.90s	27.30s
1	Montefiore	4	7.4m	12.4m (0)	13.2m (0)	2:46.23	27.95s	26.81s
2	Rio De Janeiro Blue	5	7.8m	16.8m (0)	17.2m (0)	2:46.26	27.92s	26.56s
3	Luke John	6	10.4m	21.0m (0)	21.4m (0)	2:46.44	27.92s	26.46s
9	One For The Rodi	7	14.6m	17.4m (1)	17.6m (1)	2:46.75	27.91s	27.00s
4	Port Au Prince	8	15.3m	13.2m (1)	13.6m (1)	2:46.80	27.93s	27.31s
6	Rocktagonal	9	24.5m	9.2m (1)	9.4m (1)	2:47.45	27.93s	28.22s
10	Ideal Marquess	10	36.6m	5.2m (1)	3.8m (1)	2:48.32	27.83s	29.42s

Finish Position and metres gained

First Arrow shows distance gain/loss from 2nd Qtr to 3rd Qtr,
Second Arrow shows distance gain/loss from 3rd Qtr to Finish
Blue arrow indicates best gain in these quarters.



800

Visual positions in race at 2nd Quarter



400

Visual positions in race at 3rd Quarter



Powered by



Harness Analyser

Sectional Analysis Software

Not just form | Free Trial

www.facebook.com/PJHarnessRacing



RISE Digital, Harness Racing Australia nor the provider accepts any responsibility for the completeness or accuracy of any of the information contained herein, and makes no representations about its suitability for any particular purpose. Users should make their own judgements about those matters and/or seek independent advice. You assume all risks associated with use of data provided on this page

Menangle Race 3 Distance 1609m

Saturday, 12 April 2025

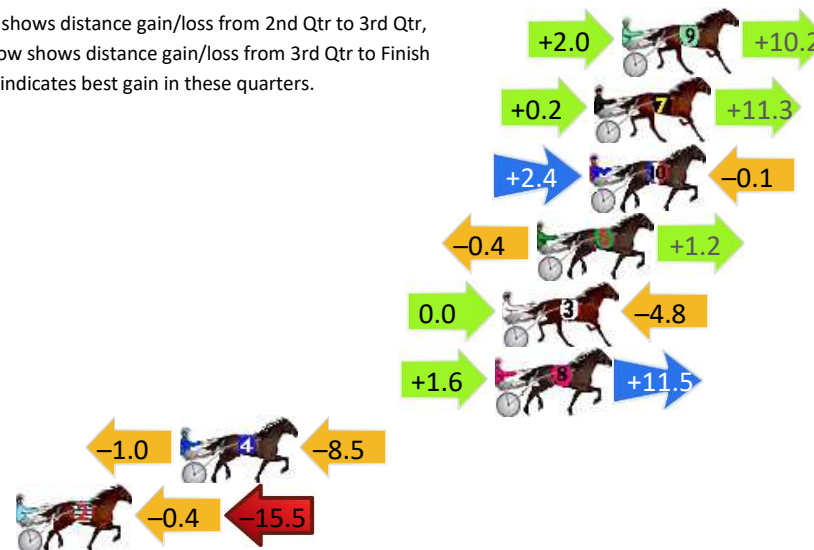
Gross Time: 1:51.00 MileRate: 1:51.00 LeadTime: 0.00s First Qtr: 26.70s Second Qtr: 29.20s Third Qtr: 27.20s Fourth Qtr: 27.90s

DATA TABLE: 800 / 400 Posi's are position from leader and (how wide the horse was at that position)

No	Horse	Plc	Mar	800 Posi	400 Posi	Time	3rd Qtr	4th Qt
9	Jay Ok	1	0.0m	12.2m (1)	10.2m (3)	1:51.00	27.07s	27.19s
7	Petes Said So	2	1.1m	12.6m (0)	12.4m (0)	1:51.08	27.20s	27.12s
10	Im The Falcon	3	1.3m	3.6m (1)	1.2m (1)	1:51.10	27.04s	27.91s
6	Ardens Ace	4	3.4m	4.2m (0)	4.6m (0)	1:51.25	27.23s	27.82s
3	Terry	5	4.8m	0.0m (0)	0.0m (0)	1:51.35	27.20s	28.23s
8	Kanena Provlima	6	5.1m	18.2m (0)	16.6m (1)	1:51.37	27.10s	27.10s
4	Ooga Chaka	7	17.7m	8.2m (1)	9.2m (2)	1:52.30	27.26s	28.49s
2	Mach Da Vinci	8	24.3m	8.4m (0)	8.8m (1)	1:52.78	27.21s	28.98s

Finish Position and metres gained

First Arrow shows distance gain/loss from 2nd Qtr to 3rd Qtr,
Second Arrow shows distance gain/loss from 3rd Qtr to Finish
Blue arrow indicates best gain in these quarters.



800

Visual positions in race at 2nd Quarter



400

Visual positions in race at 3rd Quarter

Menangle Race 4 Distance 2300m

Saturday, 12 April 2025

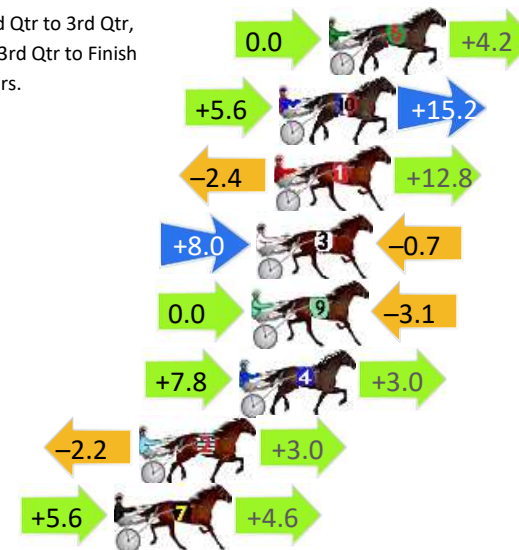
Gross Time: 2:46.40 MileRate: 1:56.40 LeadTime: 49.50s First Qtr: 31.10s Second Qtr: 30.50s Third Qtr: 27.90s Fourth Qtr: 27.40s

DATA TABLE: 800 / 400 Posi's are position from leader and (how wide the horse was at that position)

NoHorse	Plc	Mar	800 Posi	400 Posi	Time	3rd Qtr	4th Qt
6 Has The Courage	1	0.0m	4.2m (0)	4.2m (0)	2:46.40	27.90s	27.11s
10 Red Reactor	2	2.0m	22.8m (1)	17.2m (1)	2:46.54	27.51s	26.36s
1 Mister Manager	3	2.2m	12.6m (0)	15.0m (0)	2:46.56	28.06s	26.53s
3 Cash And Bling	4	2.9m	10.2m (1)	2.2m (1)	2:46.61	27.35s	27.45s
9 Jilliby Fabio	5	3.1m	0.0m (0)	0.0m (0)	2:46.62	27.90s	27.61s
4 Tamanisha Terror	6	3.6m	14.4m (1)	6.6m (1)	2:46.66	27.36s	27.20s
2 First String	7	7.6m	8.4m (0)	10.6m (0)	2:46.95	28.05s	27.20s
7 Betterthanfederer	8	8.6m	18.8m (1)	13.2m (1)	2:47.02	27.51s	27.09s

Finish Position and metres gained

First Arrow shows distance gain/loss from 2nd Qtr to 3rd Qtr,
Second Arrow shows distance gain/loss from 3rd Qtr to Finish
Blue arrow indicates best gain in these quarters.



800

Visual positions in race at 2nd Quarter



400

Visual positions in race at 3rd Quarter



Menangle Race 5 Distance 2300m

Saturday, 12 April 2025



Gross Time: 2:46.60 MileRate: 1:56.60 LeadTime: 51.70s First Qtr: 31.40s Second Qtr: 28.40s Third Qtr: 27.40s Fourth Qtr: 27.70s

DATA TABLE: 800 / 400 Posi's are position from leader and (how wide the horse was at that position)

No	Horse	Plc	Mar	800 Posi	400 Posi	Time	3rd Qtr	4th Qt
4	Luv The Nitelife	1	0.0m	9.0m (0)	8.6m (0)	2:46.60	27.38s	27.11s
11	Sugar Pie Honey	2	0.5m	0.0m (0)	0.0m (0)	2:46.64	27.40s	27.73s
3	Gunna Reload	3	7.4m	4.4m (0)	4.2m (0)	2:47.14	27.39s	27.92s
7	Miss Ravishing	4	11.1m	23.8m (0)	22.6m (0)	2:47.41	27.32s	26.91s
2	Rikibreal	5	12.7m	19.4m (0)	18.4m (0)	2:47.53	27.33s	27.31s
12	Lullaby	6	17.7m	23.0m (1)	21.0m (2)	2:47.89	27.26s	27.47s
1	Harleequin	7	19.4m	13.4m (0)	13.4m (0)	2:48.01	27.40s	28.11s
10	Auntie Lou	8	27.6m	18.4m (1)	17.0m (2)	2:48.61	27.30s	28.43s
8	Dynamites Best	9	28.4m	7.6m (1)	8.0m (1)	2:48.67	27.42s	29.10s
9	Mary Anne Rose	10	74.9m	12.4m (1)	17.0m (1)	2:52.06	27.69s	31.69s


Finish Position and metres gained

First Arrow shows distance gain/loss from 2nd Qtr to 3rd Qtr, Second Arrow shows distance gain/loss from 3rd Qtr to Finish
Blue arrow indicates best gain in these quarters.



800

Visual positions in race at 2nd Quarter



400

Visual positions in race at 3rd Quarter



Powered by



Harness Analyser

Sectional Analysis Software

Not just form | Free Trial

www.facebook.com/PJHarnessRacing



RISE Digital, Harness Racing Australia nor the provider accepts any responsibility for the completeness or accuracy of any of the information contained herein, and makes no representations about its suitability for any particular purpose. Users should make their own judgements about those matters and/or seek independent advice. You assume all risks associated with use of data provided on this page

Menangle Race 6 Distance 1609m

Saturday, 12 April 2025


Gross Time: 1:52.50 MileRate: 1:52.50 LeadTime: 0.00s First Qtr: 27.70s Second Qtr: 29.30s Third Qtr: 28.10s Fourth Qtr: 27.40s

DATA TABLE: 800 / 400 Posi's are position from leader and (how wide the horse was at that position)

No	Horse	Plc	Mar	800 Posi	400 Posi	Time	3rd Qtr	4th Qt
8	Maria Allegonda	1	0.0m	0.0m (0)	0.0m (0)	1:52.50	28.10s	27.40s
6	Joelita	2	6.4m	7.6m (1)	7.2m (1)	1:52.96	28.07s	27.35s
11	Windy Hill Tara	3	9.0m	3.6m (1)	2.6m (1)	1:53.15	28.04s	27.84s
5	Destiny Stride	4	9.1m	11.6m (1)	11.2m (1)	1:53.16	28.07s	27.26s
1	Eyeknow	5	10.8m	8.4m (0)	10.4m (0)	1:53.28	28.24s	27.43s
7	Gipsy Princess	6	12.3m	15.6m (1)	13.0m (2)	1:53.39	27.92s	27.35s
2	A Lot Of Luvin	7	14.1m	12.6m (0)	14.4m (0)	1:53.52	28.22s	27.38s
9	Moth Hunter	8	14.3m	19.6m (1)	18.6m (1)	1:53.53	28.03s	27.11s
10	Ideal In Dreams	9	15.2m	17.0m (0)	18.4m (0)	1:53.60	28.19s	27.18s
4	Constantina	10	15.5m	4.2m (0)	6.2m (0)	1:53.62	28.25s	28.03s

Finish Position and metres gained

First Arrow shows distance gain/loss from 2nd Qtr to 3rd Qtr,
Second Arrow shows distance gain/loss from 3rd Qtr to Finish
Blue arrow indicates best gain in these quarters.



800

Visual positions in race at 2nd Quarter



400

Visual positions in race at 3rd Quarter



Powered by



Harness Analyser

Sectional Analysis Software

Not just form | Free Trial

www.facebook.com/PJHarnessRacing



RISE Digital, Harness Racing Australia nor the provider accepts any responsibility for the completeness or accuracy of any of the information contained herein, and makes no representations about its suitability for any particular purpose. Users should make their own judgements about those matters and/or seek independent advice. You assume all risks associated with use of data provided on this page

Menangle Race 7 Distance 1609m

Saturday, 12 April 2025

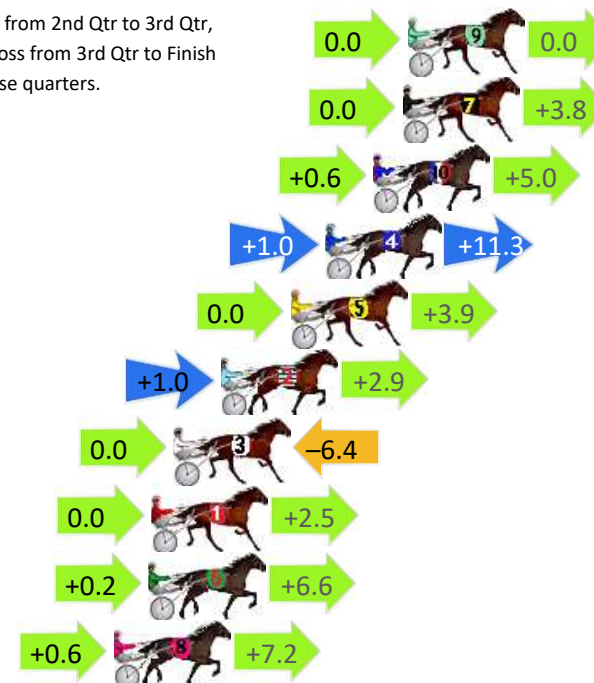
Gross Time: 1:53.00 MileRate: 1:53.00 LeadTime: 0.00s First Qtr: 27.90s Second Qtr: 29.40s Third Qtr: 28.70s Fourth Qtr: 27.00s

DATA TABLE: 800 / 400 Posi's are position from leader and (how wide the horse was at that position)

No	Horse	Plc	Mar	800 Posi	400 Posi	Time	3rd Qtr	4th Qt
9	Seve	1	0.0m	0.0m (0)	0.0m (0)	1:53.00	28.70s	27.00s
7	American Hammer	2	0.2m	4.0m (0)	4.0m (0)	1:53.01	28.69s	26.74s
10	The Metal Flyer	3	1.4m	7.0m (1)	6.4m (2)	1:53.10	28.65s	26.66s
4	John McLean	4	3.3m	15.6m (1)	14.6m (2)	1:53.23	28.61s	26.24s
5	Novanta Rising	5	4.7m	8.6m (0)	8.6m (0)	1:53.33	28.69s	26.74s
2	Scared Stiff	6	7.5m	11.4m (1)	10.4m (2)	1:53.53	28.62s	26.81s
3	Promising	7	9.4m	3.0m (1)	3.0m (1)	1:53.67	28.71s	27.43s
1	Notsokool	8	10.3m	12.8m (0)	12.8m (0)	1:53.73	28.69s	26.83s
6	Bettor Keppel	9	10.4m	17.2m (0)	17.0m (0)	1:53.74	28.67s	26.56s
8	Swell Time	10	11.8m	19.6m (1)	19.0m (2)	1:53.84	28.64s	26.52s

Finish Position and metres gained

First Arrow shows distance gain/loss from 2nd Qtr to 3rd Qtr,
Second Arrow shows distance gain/loss from 3rd Qtr to Finish
Blue arrow indicates best gain in these quarters.



800

Visual positions in race at 2nd Quarter



400

Visual positions in race at 3rd Quarter



Powered by



Harness Analyser

Sectional Analysis Software

Not just form | Free Trial

www.facebook.com/PJHarnessRacing



RISE Digital, Harness Racing Australia nor the provider accepts any responsibility for the completeness or accuracy of any of the information contained herein, and makes no representations about its suitability for any particular purpose. Users should make their own judgements about those matters and/or seek independent advice. You assume all risks associated with use of data provided on this page

Menangle Race 8 Distance 2300m

Saturday, 12 April 2025

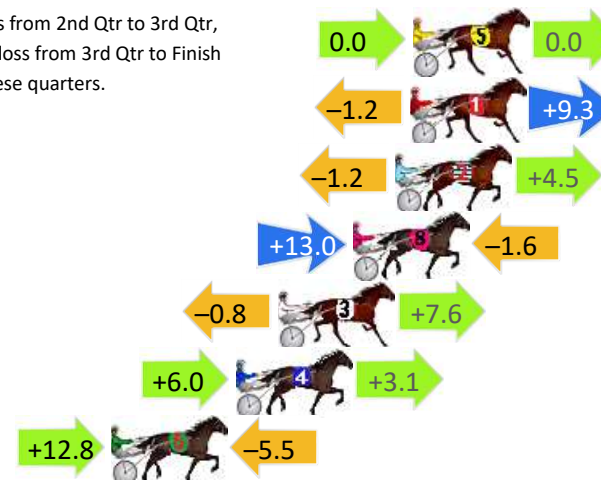
Gross Time: 2:49.00 MileRate: 1:58.30 LeadTime: 50.20s First Qtr: 30.80s Second Qtr: 30.60s Third Qtr: 28.60s Fourth Qtr: 28.80s

DATA TABLE: 800 / 400 Posi's are position from leader and (how wide the horse was at that position)

NoHorse	Plc	Mar	800 Posi	400 Posi	Time	3rd Qtr	4th Qt
5 Hanover Da Moon	1	0.0m	0.0m (0)	0.0m (0)	2:49.00	28.60s	28.80s
1 Valley Star	2	0.1m	8.2m (0)	9.4m (0)	2:49.01	28.69s	28.13s
2 Gee Cee Calder	3	0.7m	4.0m (0)	5.2m (0)	2:49.05	28.69s	28.48s
8 Speedy Lover	4	2.4m	13.8m (1)	0.8m (1)	2:49.18	27.67s	28.91s
3 Courage Stride	5	5.4m	12.2m (0)	13.0m (1)	2:49.41	28.66s	28.26s
4 Sunny Gee	6	7.1m	16.2m (0)	10.2m (2)	2:49.54	28.17s	28.58s
6 Shes Ruby Roo	7	12.1m	19.4m (1)	6.6m (1)	2:49.91	27.69s	29.19s

Finish Position and metres gained

First Arrow shows distance gain/loss from 2nd Qtr to 3rd Qtr,
Second Arrow shows distance gain/loss from 3rd Qtr to Finish
Blue arrow indicates best gain in these quarters.



800

Visual positions in race at 2nd Quarter



400

Visual positions in race at 3rd Quarter



Powered by



Harness Analyser

Sectional Analysis Software

Not just form | Free Trial

www.facebook.com/PJHarnessRacing



RISE Digital, Harness Racing Australia nor the provider accepts any responsibility for the completeness or accuracy of any of the information contained herein, and makes no representations about its suitability for any particular purpose. Users should make their own judgements about those matters and/or seek independent advice. You assume all risks associated with use of data provided on this page