

Goulburn Race 1 Distance 1710m

Sunday, 13 April 2025

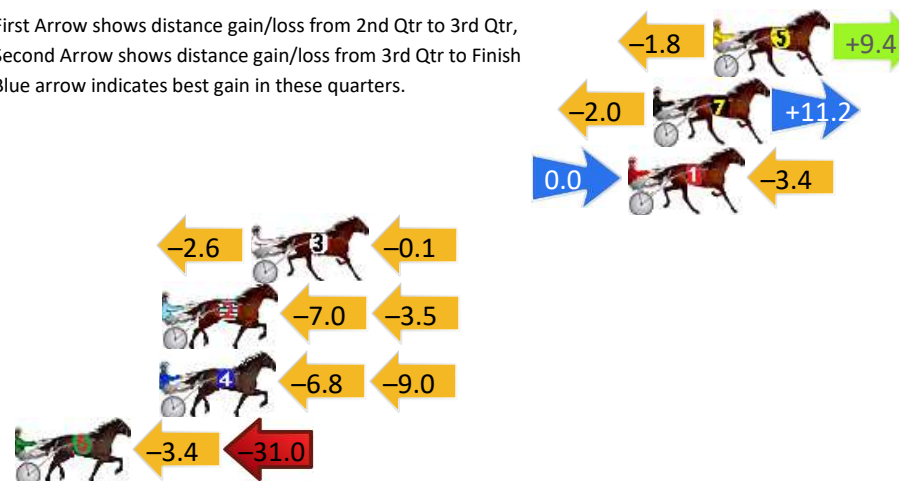
Gross Time: 2:02.50 MileRate: 1:55.30 LeadTime: 6.40s First Qtr: 29.00s Second Qtr: 30.20s Third Qtr: 28.40s Fourth Qtr: 28.50s

DATA TABLE: 800 / 400 Posi's are position from leader and (how wide the horse was at that position)

NoHorse	Plc	Mar	800 Posi	400 Posi	Time	3rd Qtr	4th Qt
5 Our Triple Major	1	0.0m	7.6m (1)	9.4m (1)	2:02.50	28.53s	27.83s
7 Lady Deloris	2	2.4m	11.6m (1)	13.6m (1)	2:02.68	28.54s	27.71s
1 Captain Groove	3	3.4m	0.0m (0)	0.0m (0)	2:02.75	28.40s	28.74s
3 Arma The Great	4	18.5m	15.8m (1)	18.4m (1)	2:03.88	28.58s	28.51s
2 Rainbow Mountain	5	22.1m	11.6m (0)	18.6m (0)	2:04.15	28.89s	28.75s
4 Highlands Warrior	6	22.2m	6.4m (0)	13.2m (0)	2:04.16	28.88s	29.14s
6 Arts Fella	7	37.8m	3.4m (1)	6.8m (0)	2:05.33	28.64s	30.70s

Finish Position and metres gained

First Arrow shows distance gain/loss from 2nd Qtr to 3rd Qtr,
Second Arrow shows distance gain/loss from 3rd Qtr to Finish
Blue arrow indicates best gain in these quarters.



800

Visual positions in race at 2nd Quarter



400

Visual positions in race at 3rd Quarter



Powered by



Harness Analyser

Sectional Analysis Software

Not just form | Free Trial

www.facebook.com/PJHarnessRacing



RISE Digital, Harness Racing Australia nor the provider accepts any responsibility for the completeness or accuracy of any of the information contained herein, and makes no representations about its suitability for any particular purpose. Users should make their own judgements about those matters and/or seek independent advice. You assume all risks associated with use of data provided on this page

Goulburn Race 2 Distance 1710m

Sunday, 13 April 2025


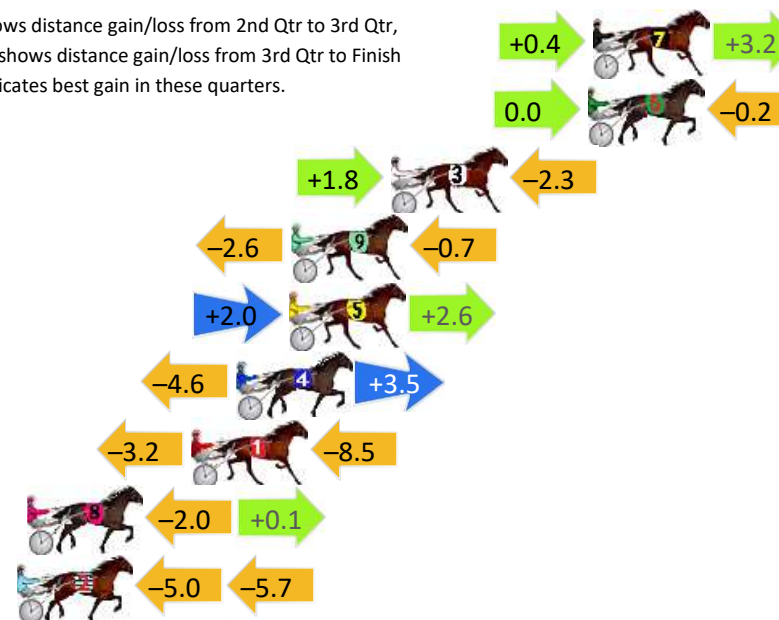
Gross Time: 2:01.70 MileRate: 1:54.60 LeadTime: 6.50s First Qtr: 29.30s Second Qtr: 30.10s Third Qtr: 27.30s Fourth Qtr: 28.50s

DATA TABLE: 800 / 400 Posi's are position from leader and (how wide the horse was at that position)

No	Horse	Plc	Mar	800 Posi	400 Posi	Time	3rd Qtr	4th Qt
7	Our George Boston	1	0.0m	3.6m (1)	3.2m (1)	2:01.70	27.28s	28.27s
6	Shark Dancer	2	0.2m	0.0m (0)	0.0m (0)	2:01.71	27.30s	28.51s
3	Treacherous Belle	3	8.1m	7.6m (1)	5.8m (2)	2:02.31	27.17s	28.66s
9	Harperville	4	12.1m	8.8m (0)	11.4m (1)	2:02.61	27.48s	28.55s
5	Smokeshow	5	12.2m	16.8m (1)	14.8m (2)	2:02.61	27.17s	28.32s
4	Beer Money	6	14.3m	13.2m (0)	17.8m (0)	2:02.77	27.62s	28.25s
1	Brookessmartdancer	7	16.1m	4.4m (0)	7.6m (0)	2:02.91	27.51s	29.10s
8	Deebo	8	22.7m	20.8m (1)	22.8m (0)	2:03.40	27.44s	28.49s
2	Consider It Done	9	23.1m	12.4m (1)	17.4m (1)	2:03.43	27.64s	28.90s


Finish Position and metres gained

First Arrow shows distance gain/loss from 2nd Qtr to 3rd Qtr,
Second Arrow shows distance gain/loss from 3rd Qtr to Finish
Blue arrow indicates best gain in these quarters.



800

Visual positions in race at 2nd Quarter



400

Visual positions in race at 3rd Quarter



Powered by



Harness Analyser

Sectional Analysis Software

Not just form | Free Trial

www.facebook.com/PJHarnessRacing



RISE Digital, Harness Racing Australia nor the provider accepts any responsibility for the completeness or accuracy of any of the information contained herein, and makes no representations about its suitability for any particular purpose. Users should make their own judgements about those matters and/or seek independent advice. You assume all risks associated with use of data provided on this page

Goulburn Race 3 Distance 1710m

Sunday, 13 April 2025


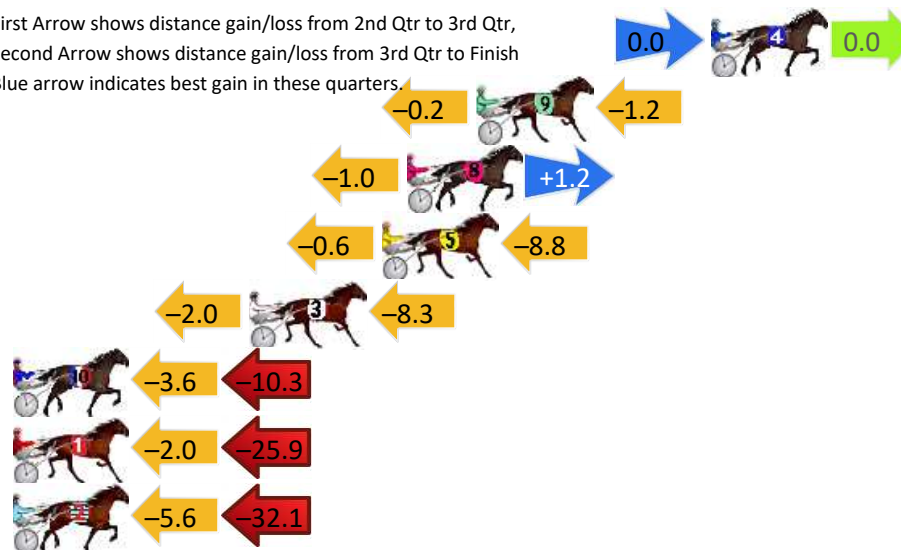
Gross Time: 2:02.50 MileRate: 1:55.30 LeadTime: 6.60s First Qtr: 29.00s Second Qtr: 30.50s Third Qtr: 28.00s Fourth Qtr: 28.40s

DATA TABLE: 800 / 400 Posi's are position from leader and (how wide the horse was at that position)

NoHorse	Plc	Mar	800 Posi	400 Posi	Time	3rd Qtr	4th Qt
4 Jive Master	1	0.0m	0.0m (0)	0.0m (0)	2:02.50	28.00s	28.40s
9 Tintins Treasure	2	9.4m	8.0m (1)	8.2m (2)	2:03.20	28.01s	28.48s
8 Pencil Me In	3	12.2m	12.4m (0)	13.4m (1)	2:03.41	28.07s	28.32s
5 Im Lord Tommy	4	13.2m	3.8m (1)	4.4m (1)	2:03.48	28.04s	29.02s
3 Hez On The Buzzer	5	18.5m	8.2m (0)	10.2m (0)	2:03.88	28.14s	28.99s
10 Colin Bromac	6	31.3m	17.4m (1)	21.0m (1)	2:04.84	28.25s	29.13s
1 Just Rocknroll	7	32.1m	4.2m (0)	6.2m (0)	2:04.89	28.13s	30.23s
2 Letstacaboutit	8	50.1m	12.4m (1)	18.0m (2)	2:06.24	28.38s	30.67s

Finish Position and metres gained

First Arrow shows distance gain/loss from 2nd Qtr to 3rd Qtr,
Second Arrow shows distance gain/loss from 3rd Qtr to Finish
Blue arrow indicates best gain in these quarters.



800

Visual positions in race at 2nd Quarter



400

Visual positions in race at 3rd Quarter



Powered by



Harness Analyser

Sectional Analysis Software

Not just form | Free Trial

www.facebook.com/PJHarnessRacing



RISE Digital, Harness Racing Australia nor the provider accepts any responsibility for the completeness or accuracy of any of the information contained herein, and makes no representations about its suitability for any particular purpose. Users should make their own judgements about those matters and/or seek independent advice. You assume all risks associated with use of data provided on this page

Goulburn Race 4 Distance 1710m

Sunday, 13 April 2025


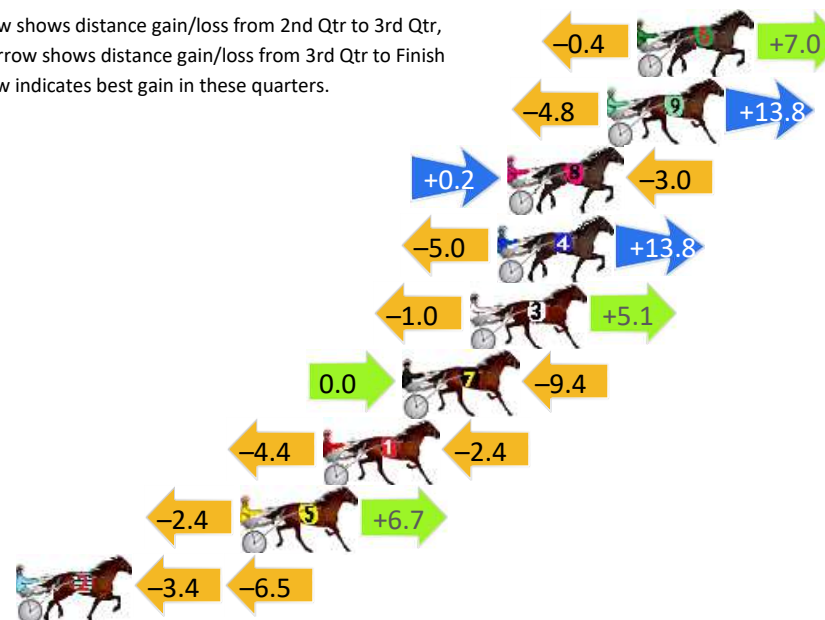
Gross Time: 2:01.80 MileRate: 1:54.70 LeadTime: 6.60s First Qtr: 28.80s Second Qtr: 29.00s Third Qtr: 27.10s Fourth Qtr: 30.30s

DATA TABLE: 800 / 400 Posi's are position from leader and (how wide the horse was at that position)

No	Horse	Plc	Mar	800 Posi	400 Posi	Time	3rd Qtr	4th Qt
6	Road To Recovery	1	0.0m	6.6m (1)	7.0m (1)	2:01.80	27.16s	29.77s
9	The Talk	2	1.2m	10.2m (0)	15.0m (0)	2:01.90	27.50s	29.26s
8	Tuapeka Lou	3	5.2m	2.4m (1)	2.2m (1)	2:02.21	27.07s	30.53s
4	Rock The Nation	4	5.6m	14.4m (0)	19.4m (0)	2:02.24	27.51s	29.26s
3	Tearin Up The Sand	5	6.7m	10.8m (1)	11.8m (1)	2:02.33	27.19s	29.92s
7	Tukaha	6	9.4m	0.0m (0)	0.0m (0)	2:02.55	27.06s	31.01s
1	Just Rollyourown	7	12.6m	5.8m (0)	10.2m (0)	2:02.80	27.40s	30.48s
5	Electra Girl	8	15.9m	20.2m (1)	22.6m (1)	2:03.06	27.30s	29.80s
2	Always Be Brendan	9	24.9m	15.0m (1)	18.4m (1)	2:03.78	27.32s	30.79s

Finish Position and metres gained

First Arrow shows distance gain/loss from 2nd Qtr to 3rd Qtr,
Second Arrow shows distance gain/loss from 3rd Qtr to Finish
Blue arrow indicates best gain in these quarters.



Visual positions in race at 2nd Quarter



Visual positions in race at 3rd Quarter

Goulburn Race 5 Distance 2240m

Sunday, 13 April 2025

Gross Time: 2:45.20

MileRate: 1:58.70

LeadTime: 45.60s

First Qtr: 30.80s

Second Qtr: 30.20s

Third Qtr: 28.90s

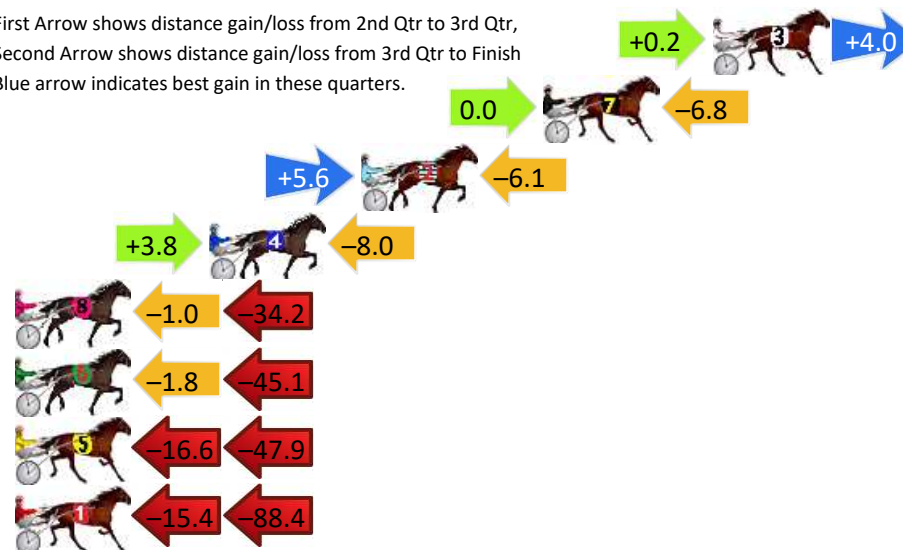
Fourth Qtr: 29.70s

DATA TABLE: 800 / 400 Posi's are position from leader and (how wide the horse was at that position)

No	Horse	Plc	Mar	800 Posi	400 Posi	Time	3rd Qtr	4th Qt
3	Sheetweb Weaver	1	0.0m	4.2m (0)	4.0m (0)	2:45.20	28.89s	29.40s
7	Hot To Trot	2	6.8m	0.0m (0)	0.0m (0)	2:45.73	28.89s	30.20s
2	Foottapper	3	14.1m	13.6m (0)	8.0m (0)	2:46.30	28.49s	30.15s
4	Should Beabarca	4	20.2m	16.0m (1)	12.2m (0)	2:46.77	28.62s	30.29s
8	Aldebaran Jensen	5	46.8m	11.6m (1)	12.6m (1)	2:48.84	28.94s	32.23s
6	Salute Stride	6	53.3m	6.4m (1)	8.2m (1)	2:49.35	28.99s	33.03s
5	Prohibited Love	7	73.9m	9.4m (0)	26.0m (0)	2:50.95	30.06s	33.24s
1	Pharisee	8	124.4m	20.6m (0)	36.0m (0)	2:54.88	29.93s	36.23s

Finish Position and metres gained

First Arrow shows distance gain/loss from 2nd Qtr to 3rd Qtr,
Second Arrow shows distance gain/loss from 3rd Qtr to Finish
Blue arrow indicates best gain in these quarters.



800

Visual positions in race at 2nd Quarter



400

Visual positions in race at 3rd Quarter



Powered by



Harness Analyser

Sectional Analysis Software

Not just form | Free Trial

www.facebook.com/PJHarnessRacing



RISE Digital, Harness Racing Australia nor the provider accepts any responsibility for the completeness or accuracy of any of the information contained herein, and makes no representations about its suitability for any particular purpose. Users should make their own judgements about those matters and/or seek independent advice. You assume all risks associated with use of data provided on this page

Goulburn Race 6 Distance 1710m

Sunday, 13 April 2025

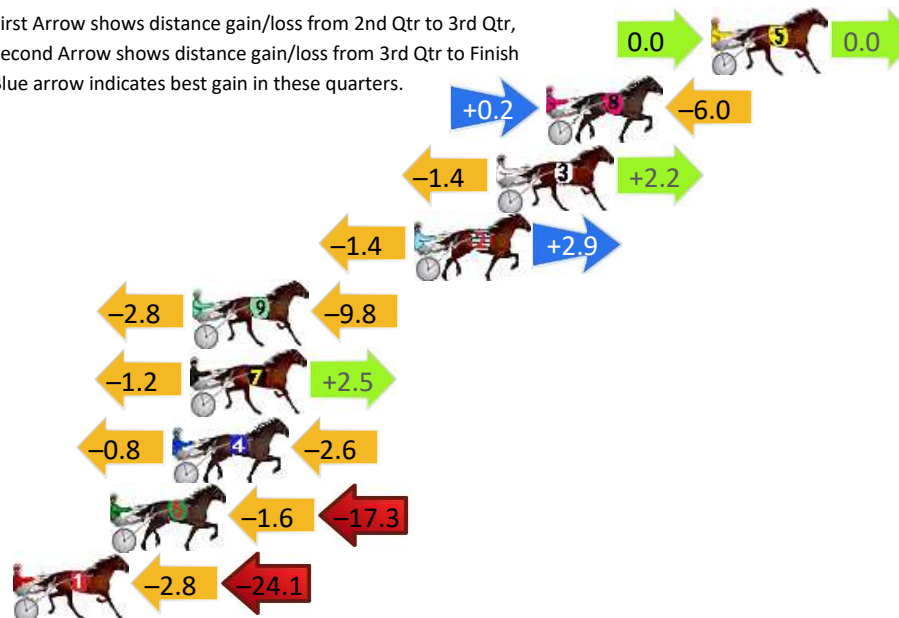
Gross Time: 2:01.00 MileRate: 1:53.90 LeadTime: 6.30s First Qtr: 28.20s Second Qtr: 29.70s Third Qtr: 27.90s Fourth Qtr: 28.90s

DATA TABLE: 800 / 400 Posi's are position from leader and (how wide the horse was at that position)

No	Horse	Plc	Mar	800 Posi	400 Posi	Time	3rd Qtr	4th Qt
5	Cortez	1	0.0m	0.0m (0)	0.0m (0)	2:01.00	27.90s	28.90s
8	Raging Sea	2	6.6m	0.8m (1)	0.6m (1)	2:01.50	27.88s	29.33s
3	Boyzhavtime	3	8.6m	9.4m (1)	10.8m (1)	2:01.65	28.00s	28.74s
2	Mirador Lass	4	11.9m	13.4m (1)	14.8m (1)	2:01.90	28.00s	28.69s
9	Major Allegiance	5	20.8m	8.2m (0)	11.0m (0)	2:02.58	28.09s	29.60s
7	The Ex Horseist	6	20.9m	22.2m (1)	23.4m (1)	2:02.59	27.99s	28.72s
4	Royal Vincent	7	21.6m	18.2m (1)	19.0m (1)	2:02.64	27.95s	29.09s
6	Karinya Gill	8	24.1m	5.2m (1)	6.8m (1)	2:02.83	27.99s	30.14s
1	Ed Mendes	9	30.9m	4.0m (0)	6.8m (0)	2:03.34	28.07s	30.63s

Finish Position and metres gained

First Arrow shows distance gain/loss from 2nd Qtr to 3rd Qtr,
Second Arrow shows distance gain/loss from 3rd Qtr to Finish
Blue arrow indicates best gain in these quarters.



Visual positions in race at 2nd Quarter



Visual positions in race at 3rd Quarter



Powered by



Harness Analyser

Sectional Analysis Software

Not just form | Free Trial

www.facebook.com/PJHarnessRacing



RISE Digital, Harness Racing Australia nor the provider accepts any responsibility for the completeness or accuracy of any of the information contained herein, and makes no representations about its suitability for any particular purpose. Users should make their own judgements about those matters and/or seek independent advice. You assume all risks associated with use of data provided on this page

Goulburn Race 7 Distance 2240m

Sunday, 13 April 2025

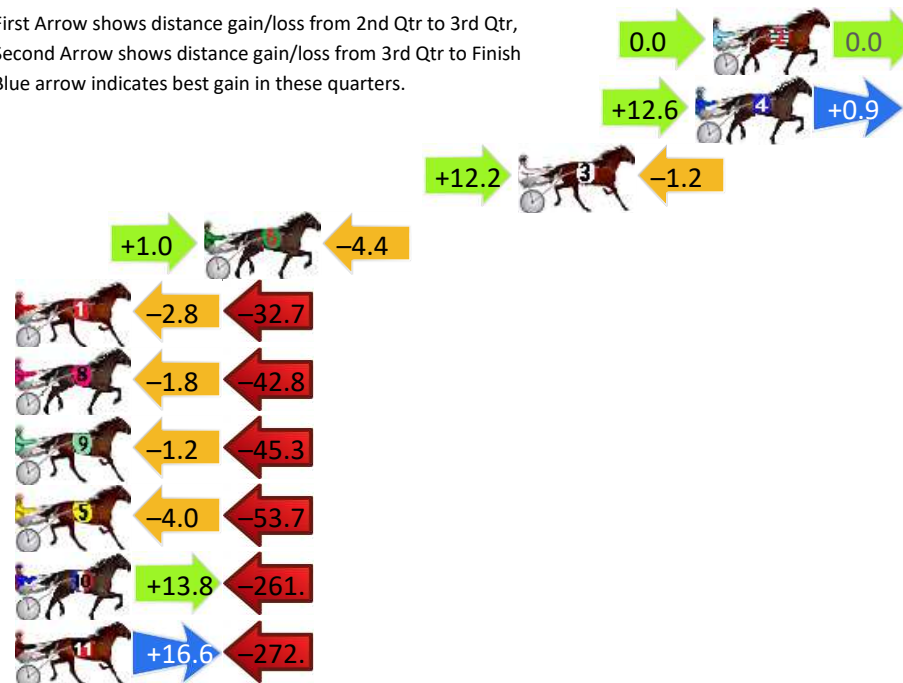
Gross Time: 2:43.30 MileRate: 1:57.30 LeadTime: 47.50s First Qtr: 29.70s Second Qtr: 28.40s Third Qtr: 28.00s Fourth Qtr: 29.70s

DATA TABLE: 800 / 400 Posi's are position from leader and (how wide the horse was at that position)

No	Horse	Plc	Mar	800 Posi	400 Posi	Time	3rd Qtr	4th Qt
2	Stormy Woods	1	0.0m	0.0m (0)	0.0m (0)	2:43.30	28.00s	29.70s
4	Tomahawk Bart	2	0.7m	14.2m (1)	1.6m (1)	2:43.35	27.10s	29.63s
3	Carbineer	3	7.8m	18.8m (1)	6.6m (2)	2:43.91	27.12s	29.79s
6	Mr Teddy	4	20.4m	17.0m (0)	16.0m (2)	2:44.89	27.92s	30.02s
1	Whilemena Rita	5	41.1m	5.6m (0)	8.4m (0)	2:46.50	28.13s	32.11s
8	Whataboyjack	6	54.8m	10.2m (1)	12.0m (1)	2:47.57	28.04s	32.86s
9	Marathon Man	7	58.7m	12.2m (0)	13.4m (0)	2:47.87	27.99s	33.04s
5	Miki Be Good	8	59.7m	2.0m (1)	6.0m (1)	2:47.95	28.17s	33.66s
10	Art Of Terror	9	271.4m	23.4m (1)	9.6m (3)	3:04.42	26.46s	49.03s
11	Guilty Party	10	283.0m	27.4m (1)	10.8m (2)	3:05.33	26.23s	49.80s

Finish Position and metres gained

First Arrow shows distance gain/loss from 2nd Qtr to 3rd Qtr,
Second Arrow shows distance gain/loss from 3rd Qtr to Finish
Blue arrow indicates best gain in these quarters.



Visual positions in race at 2nd Quarter

800



Visual positions in race at 3rd Quarter

400



Powered by



Harness Analyser

Sectional Analysis Software

Not just form | Free Trial

www.facebook.com/PJHarnessRacing



RISE Digital, Harness Racing Australia nor the provider accepts any responsibility for the completeness or accuracy of any of the information contained herein, and makes no representations about its suitability for any particular purpose. Users should make their own judgements about those matters and/or seek independent advice. You assume all risks associated with use of data provided on this page

Goulburn Race 8 Distance 2240m

Sunday, 13 April 2025


Gross Time: 2:38.00 MileRate: 1:53.50 LeadTime: 43.20s First Qtr: 30.00s Second Qtr: 28.60s Third Qtr: 28.00s Fourth Qtr: 28.20s

DATA TABLE: 800 / 400 Posi's are position from leader and (how wide the horse was at that position)


NoHorse	Plc	Mar	800 Posi	400 Posi	Time	3rd Qtr	4th Qt
9 Whereyabinboppin	1	0.0m	10.2m (1)	3.2m (3)	2:38.00	27.51s	27.98s
5 Chevron Art	2	19.4m	1.6m (1)	0.6m (1)	2:39.44	27.93s	29.52s
6 Ravishing Sloy	3	21.1m	0.0m (0)	1.0m (0)	2:39.56	28.06s	29.61s
3 Reset The Bar	4	24.0m	8.0m (0)	5.4m (0)	2:39.78	27.81s	29.50s
8 Cya Art	5	24.9m	4.0m (0)	4.6m (1)	2:39.85	28.04s	29.62s
10 Captain Ravishing	6	32.0m	5.8m (1)	0.0m (2)	2:40.37	27.59s	30.44s
4 King Tintin	7	36.3m	15.2m (1)	11.0m (0)	2:40.69	27.70s	29.97s
1 Dontletfearstopya	8	70.3m	13.0m (0)	18.8m (0)	2:43.21	28.39s	31.81s
2 Tooram Magic	9	173.2m	18.6m (0)	38.0m (0)	2:50.84	29.32s	37.68s

Finish Position and metres gained

First Arrow shows distance gain/loss from 2nd Qtr to 3rd Qtr,
Second Arrow shows distance gain/loss from 3rd Qtr to Finish
Blue arrow indicates best gain in these quarters



Visual positions in race at 2nd Quarter



Visual positions in race at 3rd Quarter



Powered by



Harness Analyser

Sectional Analysis Software

Not just form | Free Trial

www.facebook.com/PJHarnessRacing



RISE Digital, Harness Racing Australia nor the provider accepts any responsibility for the completeness or accuracy of any of the information contained herein, and makes no representations about its suitability for any particular purpose. Users should make their own judgements about those matters and/or seek independent advice. You assume all risks associated with use of data provided on this page