

# Penrith Race 1 Distance 1720m

Monday, 14 April 2025

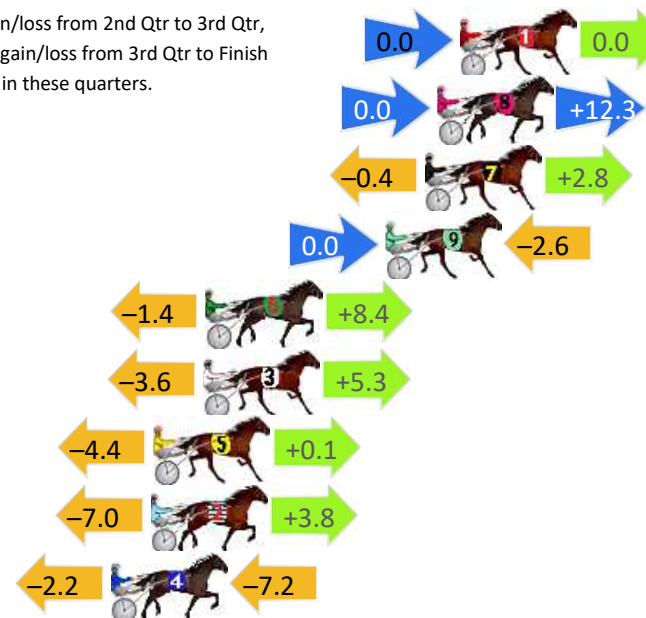
Gross Time: 2:05.50 MileRate: 1:57.50 LeadTime: 7.50s First Qtr: 29.80s Second Qtr: 29.90s Third Qtr: 28.90s Fourth Qtr: 29.40s

DATA TABLE: 800 / 400 Posi's are position from leader and (how wide the horse was at that position)

NoHorse	Plc	Mar	800 Posi	400 Posi	Time	3rd Qtr	4th Qt
1 What For	1	0.0m	0.0m (0)	0.0m (0)	2:05.50	28.90s	29.40s
8 Fiftyshades Cresco	2	0.9m	13.2m (1)	13.2m (2)	2:05.57	28.91s	28.50s
7 Ima Shinkansen	3	1.4m	3.8m (0)	4.2m (0)	2:05.61	28.93s	29.20s
9 Dancing With My Ex	4	3.0m	0.4m (1)	0.4m (1)	2:05.73	28.90s	29.59s
6 Rum Delight	5	10.2m	17.2m (1)	18.6m (2)	2:06.29	29.01s	28.79s
3 Oursurfinsafari	6	10.3m	12.0m (0)	15.6m (0)	2:06.29	29.16s	29.01s
5 Taramin	7	12.3m	8.0m (0)	12.4m (1)	2:06.45	29.22s	29.39s
2 Little Cessna	8	12.4m	9.2m (1)	16.2m (1)	2:06.46	29.41s	29.12s
4 Gozo Courage	9	14.0m	4.6m (1)	6.8m (1)	2:06.58	29.05s	29.93s

## Finish Position and metres gained

First Arrow shows distance gain/loss from 2nd Qtr to 3rd Qtr,  
Second Arrow shows distance gain/loss from 3rd Qtr to Finish  
Blue arrow indicates best gain in these quarters.



800

Visual positions in race at 2nd Quarter



400

Visual positions in race at 3rd Quarter



Powered by



Harness Analyser

Sectional Analysis Software

Not just form | Free Trial

[www.facebook.com/PJHarnessRacing](http://www.facebook.com/PJHarnessRacing)



RISE Digital, Harness Racing Australia nor the provider accepts any responsibility for the completeness or accuracy of any of the information contained herein, and makes no representations about its suitability for any particular purpose. Users should make their own judgements about those matters and/or seek independent advice. You assume all risks associated with use of data provided on this page

# Penrith Race 2 Distance 1720m

Monday, 14 April 2025

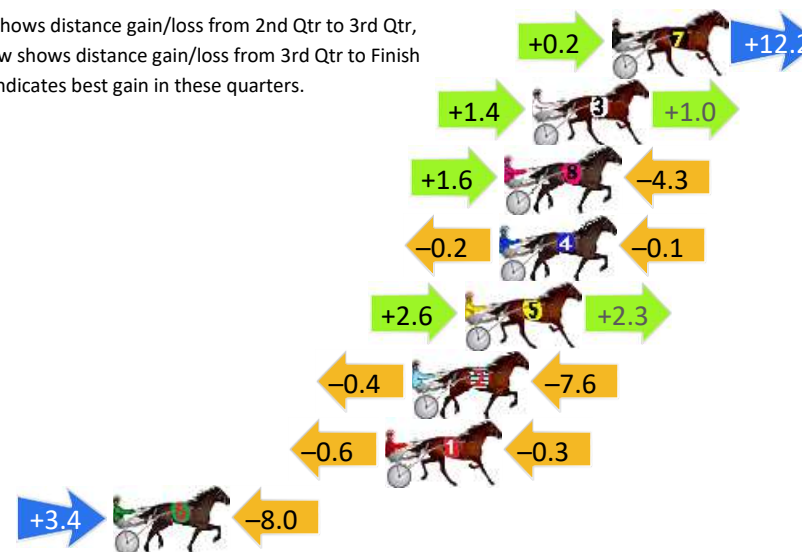
Gross Time: 2:06.50 MileRate: 1:58.40 LeadTime: 7.50s First Qtr: 29.20s Second Qtr: 29.70s Third Qtr: 29.60s Fourth Qtr: 30.50s

DATA TABLE: 800 / 400 Posi's are position from leader and (how wide the horse was at that position)

NoHorse	Plc	Mar	800 Posi	400 Posi	Time	3rd Qtr	4th Qt
7 Double Lines	1	0.0m	12.4m (0)	12.2m (1)	2:06.50	29.60s	29.57s
3 Lani Kai Beach	2	3.2m	5.6m (1)	4.2m (1)	2:06.76	29.50s	30.42s
8 Im No Gift	3	4.3m	1.6m (1)	0.0m (1)	2:06.84	29.48s	30.83s
4 Seamark	4	4.5m	4.2m (0)	4.4m (0)	2:06.86	29.61s	30.51s
5 Fleur Bella	5	5.9m	10.8m (1)	8.2m (1)	2:06.97	29.41s	30.33s
2 Imfeelingit	6	8.0m	0.0m (0)	0.4m (0)	2:07.14	29.62s	31.08s
1 Tommys Luck	7	9.1m	8.2m (0)	8.8m (0)	2:07.23	29.64s	30.52s
6 Rushys Chance	8	20.0m	15.4m (1)	12.0m (2)	2:08.10	29.34s	31.11s

## Finish Position and metres gained

First Arrow shows distance gain/loss from 2nd Qtr to 3rd Qtr,  
Second Arrow shows distance gain/loss from 3rd Qtr to Finish  
Blue arrow indicates best gain in these quarters.



800

Visual positions in race at 2nd Quarter



400

Visual positions in race at 3rd Quarter



Powered by



Harness Analyser

Sectional Analysis Software

Not just form | Free Trial

[www.facebook.com/PJHarnessRacing](http://www.facebook.com/PJHarnessRacing)



RISE Digital, Harness Racing Australia nor the provider accepts any responsibility for the completeness or accuracy of any of the information contained herein, and makes no representations about its suitability for any particular purpose. Users should make their own judgements about those matters and/or seek independent advice. You assume all risks associated with use of data provided on this page

# Penrith Race 3 Distance 1720m

Monday, 14 April 2025


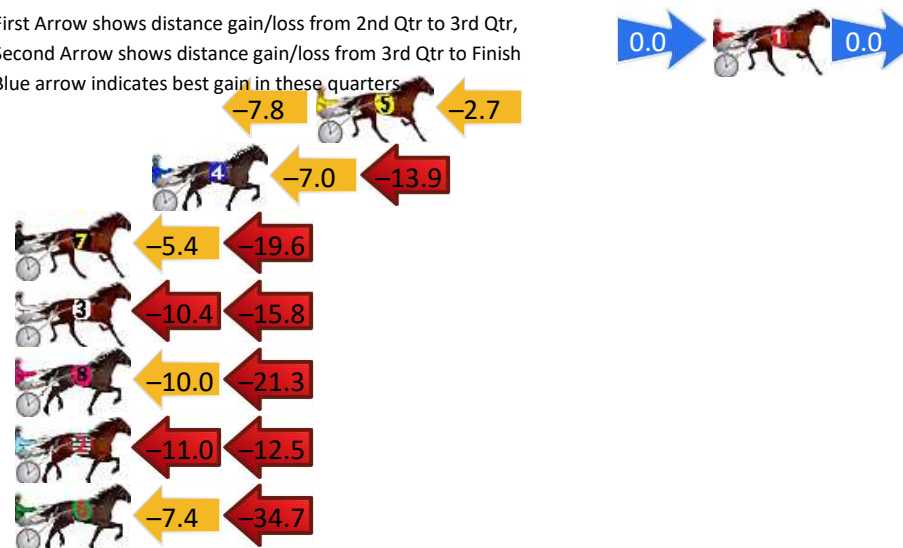
Gross Time: 2:05.70 MileRate: 1:57.60 LeadTime: 7.40s First Qtr: 30.00s Second Qtr: 31.40s Third Qtr: 28.40s Fourth Qtr: 28.50s

DATA TABLE: 800 / 400 Posi's are position from leader and (how wide the horse was at that position)


NoHorse	Plc	Mar	800 Posi	400 Posi	Time	3rd Qtr	4th Qt
1 Dashing Cheddar	1	0.0m	0.0m (0)	0.0m (0)	2:05.70	28.40s	28.50s
5 Bettor Be Lucky	2	15.9m	5.4m (1)	13.2m (1)	2:06.89	28.95s	28.69s
4 Notmuchuptop	3	22.5m	1.6m (1)	8.6m (1)	2:07.38	28.89s	29.48s
7 Aerodyne Guy	4	29.2m	4.2m (0)	9.6m (0)	2:07.89	28.78s	29.89s
3 Wherestheboy	5	38.8m	12.6m (0)	23.0m (1)	2:08.60	29.13s	29.62s
8 Holzhauer	6	39.7m	8.4m (0)	18.4m (0)	2:08.67	29.10s	30.01s
2 Knockout Tyson	7	40.1m	16.6m (0)	27.6m (0)	2:08.70	29.18s	29.39s
6 Sunshine Karamea	8	52.1m	10.0m (1)	17.4m (1)	2:09.60	28.92s	30.96s

## Finish Position and metres gained

First Arrow shows distance gain/loss from 2nd Qtr to 3rd Qtr,  
Second Arrow shows distance gain/loss from 3rd Qtr to Finish  
Blue arrow indicates best gain in these quarters



Visual positions in race at 2nd Quarter



Visual positions in race at 3rd Quarter

# Penrith Race 4 Distance 1720m

Monday, 14 April 2025


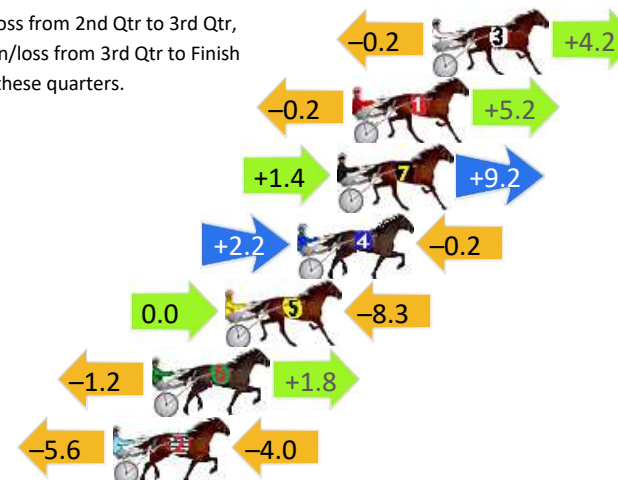
Gross Time: 2:05.70 MileRate: 1:57.60 LeadTime: 7.40s First Qtr: 29.60s Second Qtr: 29.00s Third Qtr: 28.90s Fourth Qtr: 30.80s

DATA TABLE: 800 / 400 Posi's are position from leader and (how wide the horse was at that position)


NoHorse	Plc	Mar	800 Posi	400 Posi	Time	3rd Qtr	4th Qt
3 Nevertoolate	1	0.0m	4.0m (0)	4.2m (1)	2:05.70	28.92s	30.48s
1 Screenshot	2	3.2m	8.2m (0)	8.4m (0)	2:05.96	28.93s	30.40s
7 Kingston Rainbow	3	3.8m	14.4m (0)	13.0m (0)	2:06.01	28.82s	30.10s
4 Knight Walker	4	5.4m	7.4m (1)	5.2m (2)	2:06.14	28.74s	30.82s
5 Impulsive George	5	8.3m	0.0m (0)	0.0m (0)	2:06.37	28.88s	31.44s
6 Shadow Eclipse	6	11.2m	11.8m (1)	13.0m (2)	2:06.60	28.99s	30.66s
2 Peppi Gratz	7	12.8m	3.2m (1)	8.8m (1)	2:06.73	29.31s	31.11s

## Finish Position and metres gained

First Arrow shows distance gain/loss from 2nd Qtr to 3rd Qtr,  
Second Arrow shows distance gain/loss from 3rd Qtr to Finish  
Blue arrow indicates best gain in these quarters.



Visual positions in race at 2nd Quarter



Visual positions in race at 3rd Quarter



# Penrith Race 5 Distance 2125m

Monday, 14 April 2025

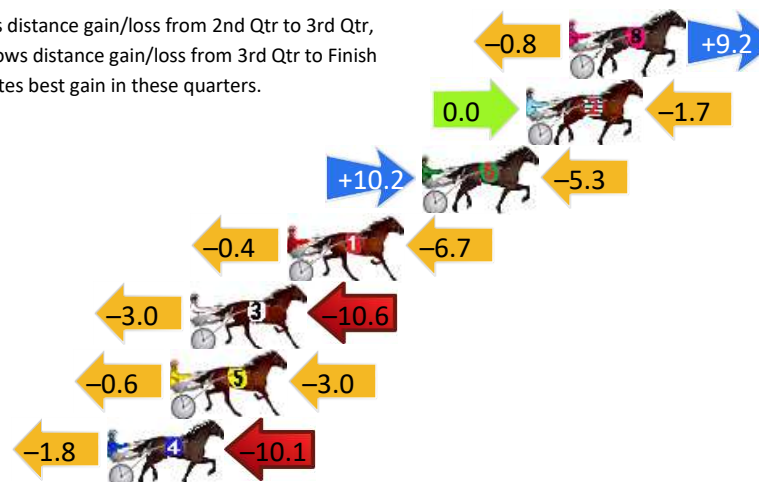
Gross Time: 2:34.80 MileRate: 1:57.30 LeadTime: 36.60s First Qtr: 30.00s Second Qtr: 29.10s Third Qtr: 29.00s Fourth Qtr: 30.10s

DATA TABLE: 800 / 400 Posi's are position from leader and (how wide the horse was at that position)

NoHorse	Plc	Mar	800 Posi	400 Posi	Time	3rd Qtr	4th Qt
8 Nothingbutwaves	1	0.0m	8.4m (0)	9.2m (0)	2:34.80	29.07s	29.41s
2 Melfield Soryt	2	1.7m	0.0m (0)	0.0m (0)	2:34.93	29.00s	30.23s
6 Kasbah	3	5.9m	10.8m (1)	0.6m (1)	2:35.27	28.24s	30.50s
1 Lockitineddy	4	11.3m	4.2m (0)	4.6m (0)	2:35.69	29.02s	30.60s
3 Salero	5	15.2m	1.6m (1)	4.6m (1)	2:36.00	29.21s	30.89s
5 Tristar For Chris	6	16.0m	12.4m (0)	13.0m (1)	2:36.06	29.04s	30.32s
4 Okay Gringo	7	18.5m	6.6m (1)	8.4m (2)	2:36.26	29.12s	30.86s

## Finish Position and metres gained

First Arrow shows distance gain/loss from 2nd Qtr to 3rd Qtr,  
Second Arrow shows distance gain/loss from 3rd Qtr to Finish  
Blue arrow indicates best gain in these quarters.



800

Visual positions in race at 2nd Quarter



400

Visual positions in race at 3rd Quarter



Powered by



Harness Analyser

Sectional Analysis Software

Not just form | Free Trial

[www.facebook.com/PJHarnessRacing](http://www.facebook.com/PJHarnessRacing)



RISE Digital, Harness Racing Australia nor the provider accepts any responsibility for the completeness or accuracy of any of the information contained herein, and makes no representations about its suitability for any particular purpose. Users should make their own judgements about those matters and/or seek independent advice. You assume all risks associated with use of data provided on this page

# Penrith Race 6 Distance 2125m

Monday, 14 April 2025

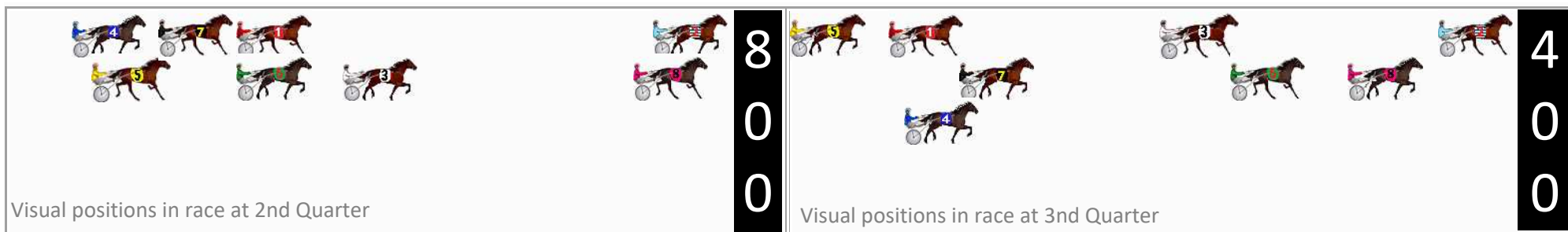
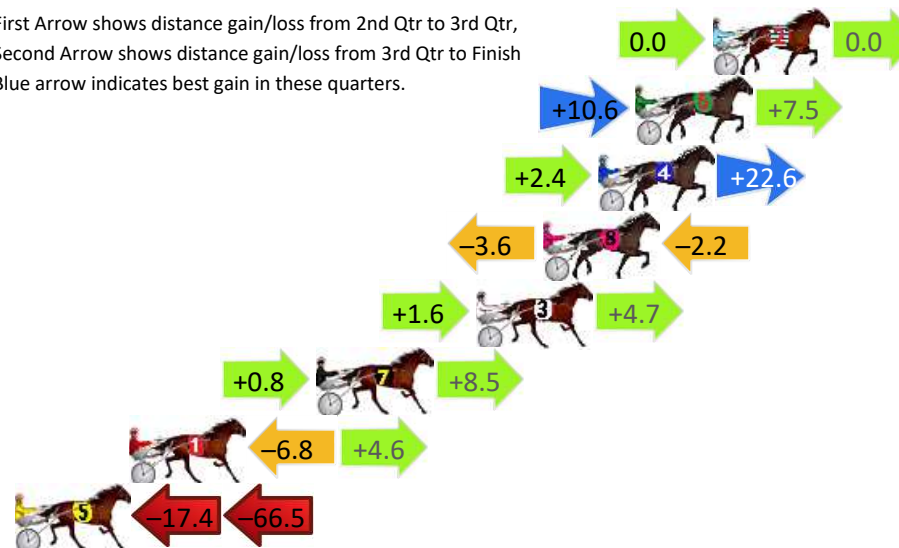
Gross Time: 2:35.90 MileRate: 1:58.10 LeadTime: 38.00s First Qtr: 28.90s Second Qtr: 28.50s Third Qtr: 29.10s Fourth Qtr: 31.40s

DATA TABLE: 800 / 400 Posi's are position from leader and (how wide the horse was at that position)

NoHorse	Plc	Mar	800 Posi	400 Posi	Time	3rd Qtr	4th Qt
2 Zen Master	1	0.0m	0.0m (0)	0.0m (0)	2:35.90	29.10s	31.40s
6 Bara Riley	2	3.1m	21.2m (1)	10.6m (1)	2:36.15	28.32s	30.81s
4 Diletto	3	4.6m	29.6m (0)	27.2m (2)	2:36.28	28.98s	29.64s
8 Grey Cadillac	4	6.8m	1.0m (1)	4.6m (1)	2:36.46	29.36s	31.57s
3 Capitallee	5	9.5m	15.8m (1)	14.2m (0)	2:36.68	28.99s	31.03s
7 Smirks Lika Boss	6	15.9m	25.2m (0)	24.4m (1)	2:37.20	29.06s	30.74s
1 Bo Duke	7	23.4m	21.2m (0)	28.0m (0)	2:37.82	29.62s	31.04s
5 Franco Storm	8	112.5m	28.6m (1)	46.0m (0)	2:45.13	30.22s	36.59s

## Finish Position and metres gained

First Arrow shows distance gain/loss from 2nd Qtr to 3rd Qtr,  
Second Arrow shows distance gain/loss from 3rd Qtr to Finish  
Blue arrow indicates best gain in these quarters.



# Penrith Race 7 Distance 1720m

Monday, 14 April 2025

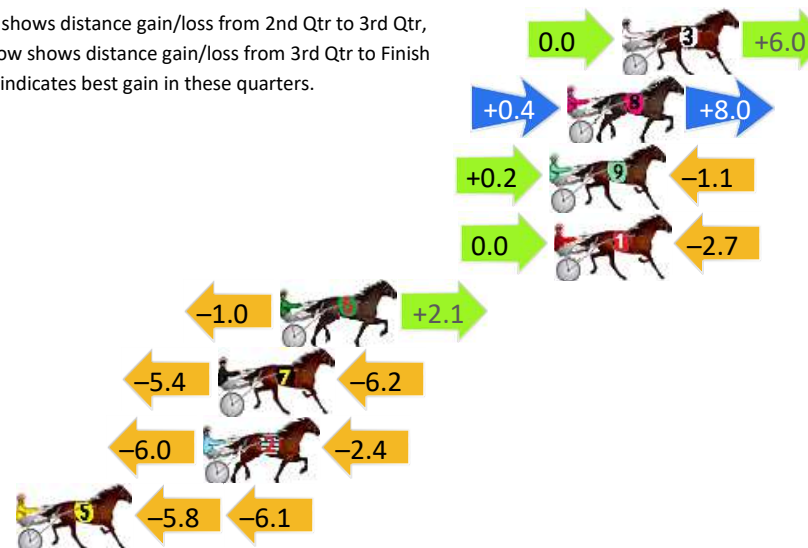
Gross Time: 2:03.20 MileRate: 1:55.30 LeadTime: 8.00s First Qtr: 28.90s Second Qtr: 29.40s Third Qtr: 27.90s Fourth Qtr: 29.00s

DATA TABLE: 800 / 400 Posi's are position from leader and (how wide the horse was at that position)

No	Horse	Plc	Mar	800 Posi	400 Posi	Time	3rd Qtr	4th Qt
3	Merrywood Tony	1	0.0m	6.0m (1)	6.0m (1)	2:03.20	27.91s	28.57s
8	Alta Sierra	2	2.2m	10.6m (1)	10.2m (1)	2:03.37	27.88s	28.42s
9	Terror Eyes	3	2.9m	2.0m (1)	1.8m (1)	2:03.42	27.88s	29.08s
1	Dan Fernando	4	2.7m	0.0m (0)	0.0m (0)	2:03.41	27.90s	29.19s
6	Rays Redemption	5	13.7m	14.8m (1)	15.8m (1)	2:04.24	27.97s	28.85s
7	Desiderio	6	16.2m	4.6m (0)	10.0m (0)	2:04.43	28.27s	29.45s
2	Sir Knight	7	16.8m	8.4m (0)	14.4m (0)	2:04.48	28.32s	29.17s
5	Just Home Grown	8	24.3m	12.4m (0)	18.2m (0)	2:05.05	28.30s	29.44s

## Finish Position and metres gained

First Arrow shows distance gain/loss from 2nd Qtr to 3rd Qtr,  
Second Arrow shows distance gain/loss from 3rd Qtr to Finish  
Blue arrow indicates best gain in these quarters.



800

Visual positions in race at 2nd Quarter



400

Visual positions in race at 3rd Quarter



Powered by



Harness Analyser

Sectional Analysis Software

Not just form | Free Trial

[www.facebook.com/PJHarnessRacing](http://www.facebook.com/PJHarnessRacing)



RISE Digital, Harness Racing Australia nor the provider accepts any responsibility for the completeness or accuracy of any of the information contained herein, and makes no representations about its suitability for any particular purpose. Users should make their own judgements about those matters and/or seek independent advice. You assume all risks associated with use of data provided on this page