

# Bathurst Race 1 Distance 1730m

Wednesday, 23 April 2025


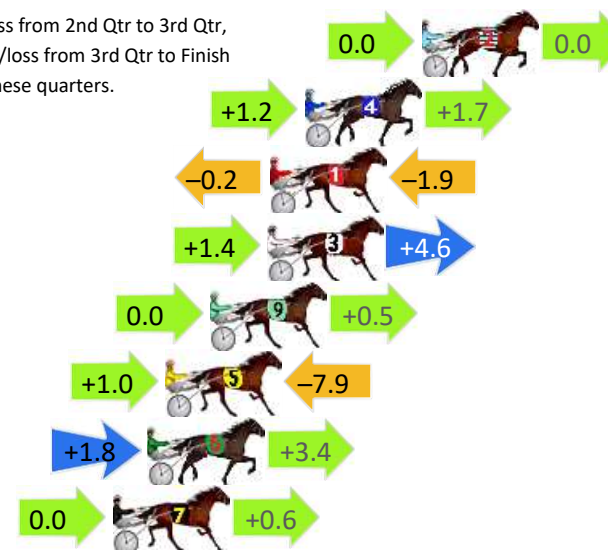
Gross Time: 2:06.50 MileRate: 1:57.70 LeadTime: 8.20s First Qtr: 29.20s Second Qtr: 31.60s Third Qtr: 29.60s Fourth Qtr: 27.90s

DATA TABLE: 800 / 400 Posi's are position from leader and (how wide the horse was at that position)

No	Horse	Plc	Mar	800 Posi	400 Posi	Time	3rd Qtr	4th Qt
2	Tintins Treasure	1	0.0m	0.0m (0)	0.0m (0)	2:06.50	29.60s	27.90s
4	Take Out	2	4.7m	7.6m (1)	6.4m (1)	2:06.84	29.51s	27.78s
1	Zachary Shannon	3	6.1m	4.0m (0)	4.2m (0)	2:06.95	29.62s	28.03s
3	Fifty Three Stars	4	6.2m	12.2m (1)	10.8m (1)	2:06.95	29.49s	27.58s
9	Absolute Weapon	5	8.5m	9.0m (0)	9.0m (0)	2:07.12	29.60s	27.87s
5	Line Me Up Bro	6	10.3m	3.4m (1)	2.4m (1)	2:07.26	29.55s	28.45s
6	Tulhurst Timmy	7	11.0m	16.2m (1)	14.4m (2)	2:07.31	29.46s	27.66s
7	Chasing The Wind	8	12.4m	13.0m (0)	13.0m (0)	2:07.41	29.60s	27.86s

## Finish Position and metres gained

First Arrow shows distance gain/loss from 2nd Qtr to 3rd Qtr,  
Second Arrow shows distance gain/loss from 3rd Qtr to Finish  
Blue arrow indicates best gain in these quarters.



800

Visual positions in race at 2nd Quarter



400

Visual positions in race at 3rd Quarter



Powered by



Harness Analyser

Sectional Analysis Software

Not just form | Free Trial

[www.facebook.com/PJHarnessRacing](http://www.facebook.com/PJHarnessRacing)



RISE Digital, Harness Racing Australia nor the provider accepts any responsibility for the completeness or accuracy of any of the information contained herein, and makes no representations about its suitability for any particular purpose. Users should make their own judgements about those matters and/or seek independent advice. You assume all risks associated with use of data provided on this page

# Bathurst Race 2 Distance 1730m

Wednesday, 23 April 2025


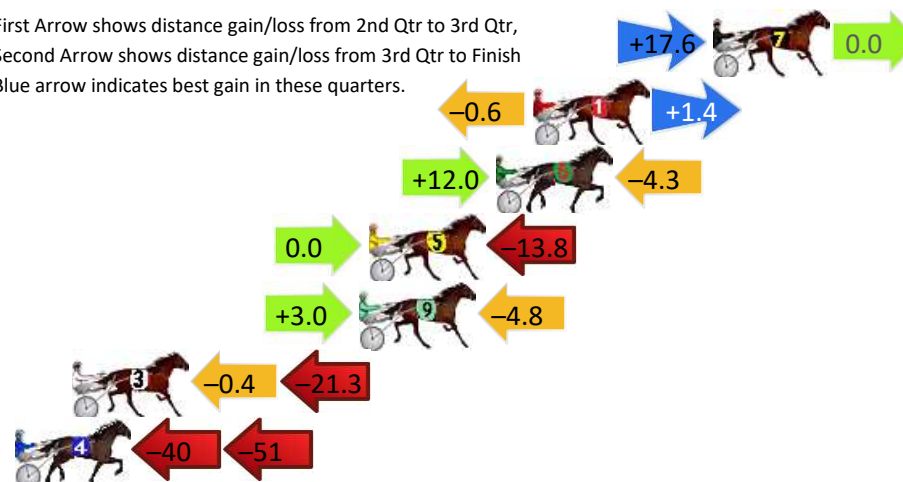
Gross Time: 2:03.30 MileRate: 1:54.70 LeadTime: 8.50s First Qtr: 26.50s Second Qtr: 30.00s Third Qtr: 29.90s Fourth Qtr: 28.40s

DATA TABLE: 800 / 400 Posi's are position from leader and (how wide the horse was at that position)

NoHorse	Plc	Mar	800 Posi	400 Posi	Time	3rd Qtr	4th Qt
7 Pops Legacy	1	0.0m	17.6m (1)	0.0m (1)	2:03.30	28.62s	28.40s
1 Gdansk	2	7.2m	8.0m (0)	8.6m (0)	2:03.84	29.94s	28.30s
6 Excess Vitality	3	8.7m	16.4m (0)	4.4m (1)	2:03.95	29.04s	28.70s
5 Tenminutes	4	13.8m	0.0m (0)	0.0m (0)	2:04.33	29.93s	29.37s
9 Sharper Memory	5	14.2m	12.4m (0)	9.4m (1)	2:04.36	29.69s	28.74s
3 Sweet Addition	6	25.7m	4.0m (0)	4.4m (0)	2:05.22	29.97s	29.90s
4 Lucky Punt	7	270.4m	180.0m (0)	220.0m (0)	2:23.47	32.89s	31.96s

## Finish Position and metres gained

First Arrow shows distance gain/loss from 2nd Qtr to 3rd Qtr,  
Second Arrow shows distance gain/loss from 3rd Qtr to Finish  
Blue arrow indicates best gain in these quarters.



# Bathurst Race 3 Distance 1730m

Wednesday, 23 April 2025

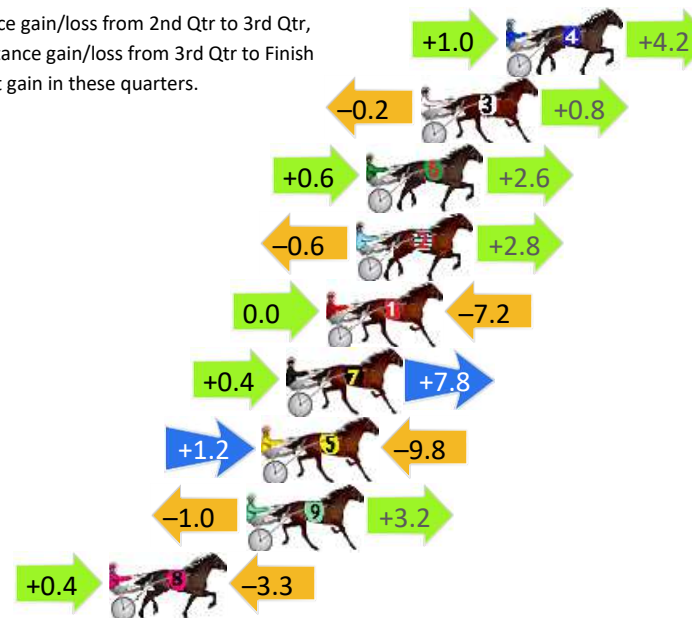
Gross Time: 2:07.30 MileRate: 1:58.40 LeadTime: 8.00s First Qtr: 27.90s Second Qtr: 32.90s Third Qtr: 30.80s Fourth Qtr: 27.70s

DATA TABLE: 800 / 400 Posi's are position from leader and (how wide the horse was at that position)

No	Horse	Plc	Mar	800 Posi	400 Posi	Time	3rd Qtr	4th Qt
4	Alwaysbmypony	1	0.0m	5.2m (1)	4.2m (1)	2:07.30	30.71s	27.41s
3	Misterfourthousand	2	3.4m	4.0m (0)	4.2m (0)	2:07.55	30.81s	27.64s
6	Deebo	3	5.6m	8.8m (1)	8.2m (1)	2:07.71	30.75s	27.52s
2	Chelseas Girl	4	6.0m	8.2m (0)	8.8m (0)	2:07.74	30.83s	27.51s
1	Tearin Up The Sand	5	7.2m	0.0m (0)	0.0m (0)	2:07.82	30.83s	28.20s
7	Magic Matteo	6	8.8m	17.0m (0)	16.6m (1)	2:07.94	30.74s	27.16s
5	Tisbury Rocks	7	9.8m	1.2m (1)	0.0m (1)	2:08.01	30.75s	28.37s
9	Terryrama	8	10.4m	12.6m (0)	13.6m (0)	2:08.06	30.86s	27.48s
8	Rock The Nation	9	15.9m	13.0m (1)	12.6m (1)	2:08.46	30.78s	27.93s

## Finish Position and metres gained

First Arrow shows distance gain/loss from 2nd Qtr to 3rd Qtr,  
Second Arrow shows distance gain/loss from 3rd Qtr to Finish  
Blue arrow indicates best gain in these quarters.



800

Visual positions in race at 2nd Quarter



400

Visual positions in race at 3rd Quarter



Powered by



Harness Analyser

Sectional Analysis Software

Not just form | Free Trial

[www.facebook.com/PJHarnessRacing](http://www.facebook.com/PJHarnessRacing)



RISE Digital, Harness Racing Australia nor the provider accepts any responsibility for the completeness or accuracy of any of the information contained herein, and makes no representations about its suitability for any particular purpose. Users should make their own judgements about those matters and/or seek independent advice. You assume all risks associated with use of data provided on this page

# Bathurst Race 4 Distance 2260m

Wednesday, 23 April 2025

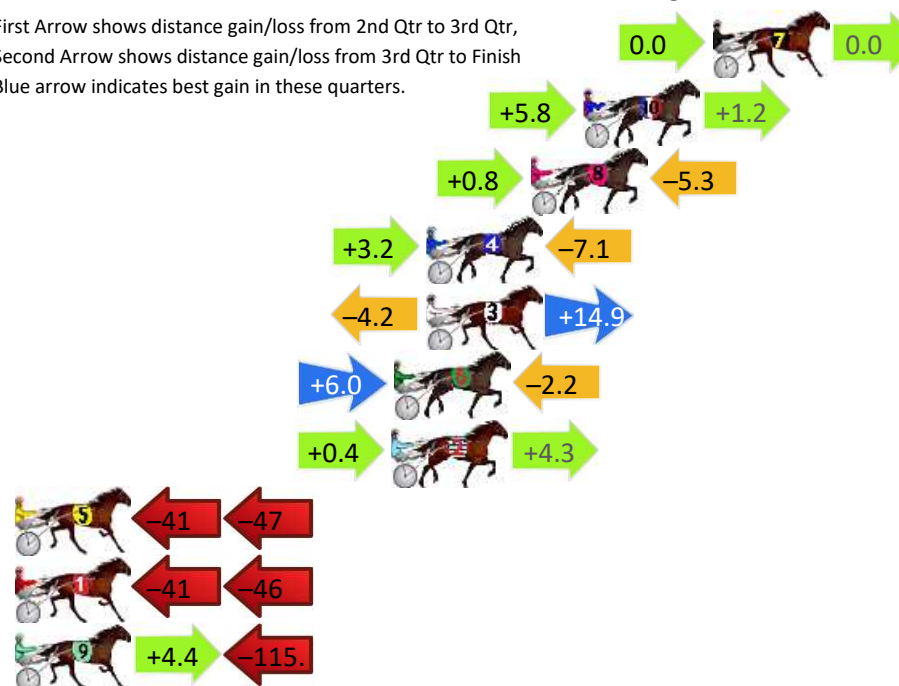
Gross Time: 2:50.80 MileRate: 2:01.60 LeadTime: 48.90s First Qtr: 33.20s Second Qtr: 31.40s Third Qtr: 28.20s Fourth Qtr: 29.10s

DATA TABLE: 800 / 400 Posi's are position from leader and (how wide the horse was at that position)

No	Horse	Plc	Mar	800 Posi	400 Posi	Time	3rd Qtr	4th Qt
7	Im Lord Tommy	1	0.0m	0.0m (0)	0.0m (0)	2:50.80	28.20s	29.10s
10	Runkle	2	5.2m	12.2m (1)	6.4m (1)	2:51.20	27.79s	29.01s
8	Tasbmiki	3	7.3m	2.8m (1)	2.0m (1)	2:51.36	28.14s	29.48s
4	Rip Rock	4	11.5m	7.6m (1)	4.4m (0)	2:51.68	27.96s	29.61s
3	Teeswift	5	11.5m	22.2m (0)	26.4m (0)	2:51.68	28.52s	28.02s
6	The Dome	6	12.8m	16.6m (1)	10.6m (1)	2:51.78	27.77s	29.26s
2	Fake Mint	7	12.9m	17.6m (0)	17.2m (0)	2:51.78	28.18s	28.79s
5	Harvey Hughes	8	91.8m	4.4m (0)	45.0m (0)	2:57.81	31.04s	32.49s
1	A True Love	9	95.7m	9.0m (0)	50.0m (0)	2:58.11	31.07s	32.41s
9	Playboi Roy	10	124.5m	13.0m (0)	8.6m (0)	3:00.30	27.76s	37.48s

## Finish Position and metres gained

First Arrow shows distance gain/loss from 2nd Qtr to 3rd Qtr,  
Second Arrow shows distance gain/loss from 3rd Qtr to Finish  
Blue arrow indicates best gain in these quarters.



800

Visual positions in race at 2nd Quarter



400

Visual positions in race at 3rd Quarter



Powered by



Harness Analyser

Sectional Analysis Software

Not just form | Free Trial

[www.facebook.com/PJHarnessRacing](http://www.facebook.com/PJHarnessRacing)



RISE Digital, Harness Racing Australia nor the provider accepts any responsibility for the completeness or accuracy of any of the information contained herein, and makes no representations about its suitability for any particular purpose. Users should make their own judgements about those matters and/or seek independent advice. You assume all risks associated with use of data provided on this page



# Bathurst Race 5 Distance 1730m

Wednesday, 23 April 2025


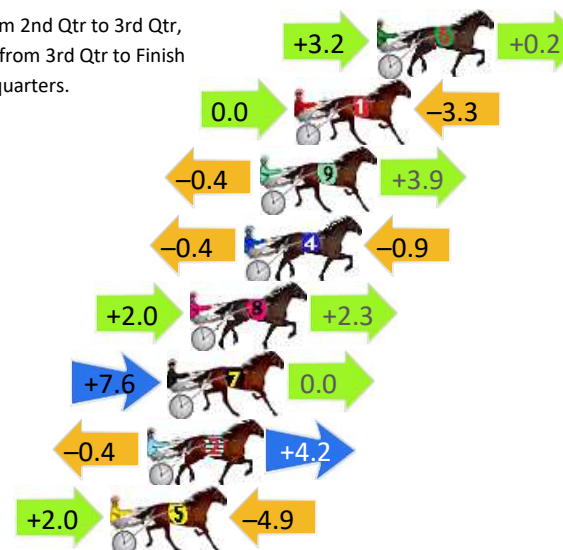
Gross Time: 2:06.30 MileRate: 1:57.40 LeadTime: 8.30s First Qtr: 28.40s Second Qtr: 31.50s Third Qtr: 28.50s Fourth Qtr: 29.60s

DATA TABLE: 800 / 400 Posi's are position from leader and (how wide the horse was at that position)

No	Horse	Plc	Mar	800 Posi	400 Posi	Time	3rd Qtr	4th Qt
6	Hazza Is Watching	1	0.0m	3.4m (1)	0.2m (1)	2:06.30	28.27s	29.59s
1	She The Devil	2	3.3m	0.0m (0)	0.0m (0)	2:06.56	28.50s	29.84s
9	Hall Most An Angel	3	4.7m	8.2m (0)	8.6m (0)	2:06.66	28.53s	29.31s
4	Tulhurst Writer	4	5.3m	4.0m (0)	4.4m (0)	2:06.71	28.53s	29.67s
8	Air Born	5	7.5m	11.8m (1)	9.8m (1)	2:06.88	28.36s	29.43s
7	Gabbys Sportstar	6	8.4m	16.0m (1)	8.4m (2)	2:06.95	27.95s	29.60s
2	Eclipse Line	7	9.2m	13.0m (0)	13.4m (0)	2:07.01	28.53s	29.29s
5	Our Dickie Bart	8	10.7m	7.8m (1)	5.8m (1)	2:07.13	28.35s	29.96s

## Finish Position and metres gained

First Arrow shows distance gain/loss from 2nd Qtr to 3rd Qtr,  
Second Arrow shows distance gain/loss from 3rd Qtr to Finish  
Blue arrow indicates best gain in these quarters.



800

Visual positions in race at 2nd Quarter



400

Visual positions in race at 3rd Quarter



Powered by



Harness Analyser

Sectional Analysis Software

Not just form | Free Trial

[www.facebook.com/PJHarnessRacing](http://www.facebook.com/PJHarnessRacing)



RISE Digital, Harness Racing Australia nor the provider accepts any responsibility for the completeness or accuracy of any of the information contained herein, and makes no representations about its suitability for any particular purpose. Users should make their own judgements about those matters and/or seek independent advice. You assume all risks associated with use of data provided on this page

# Bathurst Race 6 Distance 1730m

Wednesday, 23 April 2025


Gross Time: 2:06.20 MileRate: 1:57.40 LeadTime: 8.20s First Qtr: 29.40s Second Qtr: 29.90s Third Qtr: 29.00s Fourth Qtr: 29.70s

DATA TABLE: 800 / 400 Posi's are position from leader and (how wide the horse was at that position)

NoHorse	Plc	Mar	800 Posi	400 Posi	Time	3rd Qtr	4th Qt
10 Chillax	1	0.0m	8.8m (1)	3.2m (2)	2:06.20	28.59s	29.46s
3 Riverina Flash	2	0.9m	18.6m (1)	12.8m (1)	2:06.27	28.59s	28.82s
1 Pyekakariki	3	1.8m	8.0m (0)	7.8m (1)	2:06.34	28.99s	29.26s
5 Seamark	4	4.0m	4.0m (0)	4.0m (0)	2:06.51	29.00s	29.70s
6 Midnight Terror	5	6.8m	20.8m (0)	17.2m (1)	2:06.73	28.75s	28.93s
9 Justadiva	6	10.6m	12.2m (0)	12.0m (0)	2:07.03	28.99s	29.60s
8 Screenshot	7	11.2m	0.0m (0)	0.0m (0)	2:07.07	28.99s	30.53s
4 Good Chat	8	15.4m	16.6m (0)	16.8m (0)	2:07.40	29.02s	29.60s
2 Josey Mint	9	21.4m	4.4m (1)	2.6m (1)	2:07.87	28.85s	31.09s
7 Tulhurst Pebbles	10	22.2m	13.4m (1)	8.6m (2)	2:07.93	28.64s	30.70s

## Finish Position and metres gained

First Arrow shows distance gain/loss from 2nd Qtr to 3rd Qtr,  
Second Arrow shows distance gain/loss from 3rd Qtr to Finish  
Blue arrow indicates best gain in these quarters.



800

Visual positions in race at 2nd Quarter



400

Visual positions in race at 3rd Quarter



Powered by



Harness Analyser

Sectional Analysis Software

Not just form | Free Trial

[www.facebook.com/PJHarnessRacing](http://www.facebook.com/PJHarnessRacing)



RISE Digital, Harness Racing Australia nor the provider accepts any responsibility for the completeness or accuracy of any of the information contained herein, and makes no representations about its suitability for any particular purpose. Users should make their own judgements about those matters and/or seek independent advice. You assume all risks associated with use of data provided on this page

# Bathurst Race 7 Distance 1730m

Wednesday, 23 April 2025



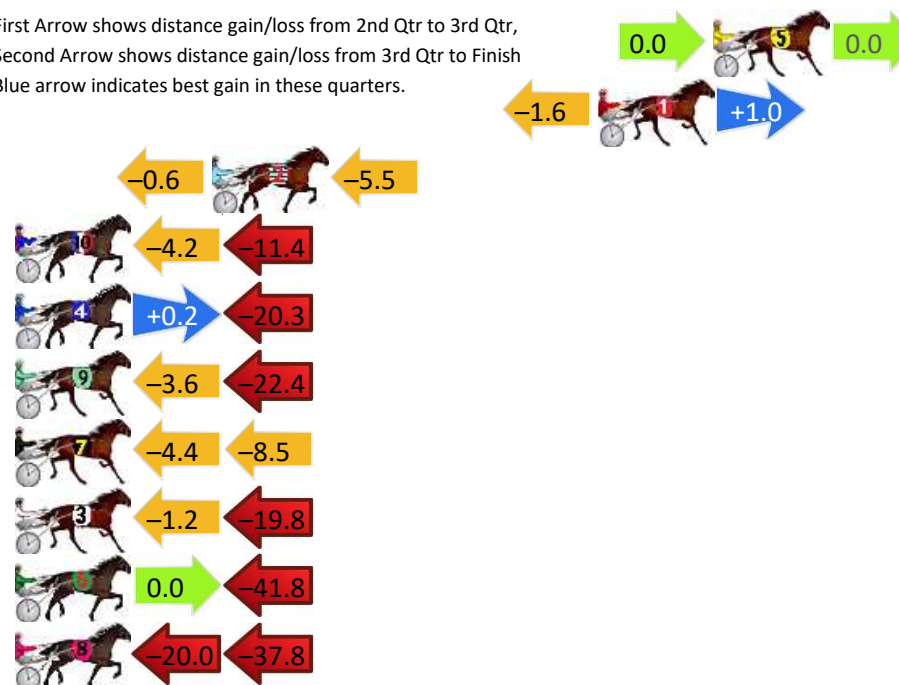
Gross Time: 2:03.90 MileRate: 1:55.20 LeadTime: 8.00s First Qtr: 28.60s Second Qtr: 31.10s Third Qtr: 27.90s Fourth Qtr: 28.30s

DATA TABLE: 800 / 400 Posi's are position from leader and (how wide the horse was at that position)

No	Horse	Plc	Mar	800 Posi	400 Posi	Time	3rd Qtr	4th Qt
5	Rikibreal	1	0.0m	0.0m (0)	0.0m (0)	2:03.90	27.90s	28.30s
1	Bellaganoosh	2	4.6m	4.0m (0)	5.6m (0)	2:04.24	28.01s	28.23s
2	True Logic	3	20.1m	14.0m (1)	14.6m (2)	2:05.39	27.94s	28.69s
10	Flirts Diva	4	28.2m	12.6m (0)	16.8m (0)	2:06.00	28.19s	29.10s
4	Tulhurst Partygirl	5	30.3m	10.2m (1)	10.0m (2)	2:06.15	27.88s	29.73s
9	American Boulevard	6	34.2m	8.2m (0)	11.8m (0)	2:06.44	28.14s	29.88s
7	Ultimate Trouble	7	36.5m	23.6m (1)	28.0m (0)	2:06.61	28.20s	28.90s
3	Valentini	8	39.6m	18.6m (1)	19.8m (2)	2:06.84	27.97s	29.69s
6	Mammals Girl	9	48.2m	6.4m (2)	6.4m (1)	2:07.48	27.88s	31.24s
8	Lady Rockabellum	10	107.8m	50.0m (0)	70.0m (0)	2:11.92	29.28s	30.96s

## Finish Position and metres gained

First Arrow shows distance gain/loss from 2nd Qtr to 3rd Qtr,  
Second Arrow shows distance gain/loss from 3rd Qtr to Finish  
Blue arrow indicates best gain in these quarters.



# Bathurst Race 8 Distance 2260m

Wednesday, 23 April 2025


Gross Time: 2:49.90 MileRate: 2:01.00 LeadTime: 48.90s First Qtr: 32.70s Second Qtr: 29.40s Third Qtr: 28.90s Fourth Qtr: 30.00s

DATA TABLE: 800 / 400 Posi's are position from leader and (how wide the horse was at that position)

No	Horse	Plc	Mar	800 Posi	400 Posi	Time	3rd Qtr	4th Qt
8	Riviere	1	0.0m	14.2m (1)	6.6m (2)	2:49.90	28.35s	29.51s
7	Toothsville	2	4.5m	4.6m (1)	0.0m (1)	2:50.25	28.56s	30.34s
3	Dixie Shannon	3	7.1m	4.0m (0)	4.2m (0)	2:50.46	28.91s	30.22s
10	Chasin You	4	12.2m	9.6m (1)	5.6m (1)	2:50.86	28.60s	30.49s
2	Boomer Shannon	5	12.4m	8.4m (0)	8.2m (0)	2:50.87	28.88s	30.31s
4	Sergeant Pee Jay	6	12.6m	0.0m (0)	0.0m (0)	2:50.89	28.88s	30.94s
5	Monster Mint	7	12.8m	19.0m (1)	13.0m (1)	2:50.91	28.46s	29.99s
9	Sprite Rainbow	8	13.3m	17.0m (0)	16.6m (0)	2:50.95	28.88s	29.75s
1	Beautifully Put	9	18.5m	12.6m (0)	12.4m (0)	2:51.35	28.88s	30.45s
6	Johemian	10	29.3m	21.2m (0)	19.6m (1)	2:52.20	28.77s	30.72s

## Finish Position and metres gained

First Arrow shows distance gain/loss from 2nd Qtr to 3rd Qtr,  
Second Arrow shows distance gain/loss from 3rd Qtr to Finish  
Blue arrow indicates best gain in these quarters.



800

Visual positions in race at 2nd Quarter



400

Visual positions in race at 3rd Quarter